


## 10. SETUP PHOTOS


### RADIATED EMISSION BELOW 30 MHz

#### FACE ON




#### FACE OFF


RADIATED EMISSIONS BELOW 30MHz (FRONT)




**ADIATED EMISSION ABOVE 30 MHz**

RADIATED EMISSIONS ABOVE 30 MHz (FRONT)





#### TEMPERATURE CHAMBER ENVIRONMENT



#### AC MAINS LINE CONDUCTED EMISSION

LINE CONDUCTED EMISSION (FRONT)



LINE CONDUCTED EMISSION (BACK)



**END OF REPORT**