




# APPENDIX F: SAR TEST SETUP PHOTOGRAPHS



<b>FCC ID</b> A3LSMB780A	 <b>PCTEST</b> <small>ENGINEERING LABORATORY, INC.</small>	<b>SAR EVALUATION REPORT</b>	 <b>Reviewed by:</b> Quality Manager
<b>Test Dates:</b> 05/05/14 - 05/14/14	<b>DUT Type:</b> Portable Handset	<b>APPENDIX F:</b> Page 1 of 4	



**SAR Test Setup Photo 1 – Right Cheek**




**SAR Test Setup Photo 2 – Right Tilt**



<b>FCC ID</b> A3LSMB780A		<b>SAR EVALUATION REPORT</b>		<b>Reviewed by:</b> Quality Manager
<b>Test Dates:</b> 05/05/14 - 05/14/14	<b>DUT Type:</b> Portable Handset	<b>APPENDIX F:</b> Page 2 of 4		



**SAR Test Setup Photo 3 – Left Cheek**



**SAR Test Setup Photo 4 – Left Tilt**



<b>FCC ID</b> A3LSMB780A		<b>SAR EVALUATION REPORT</b>	 <b>Reviewed by:</b> Quality Manager
<b>Test Dates:</b> 05/05/14 - 05/14/14	<b>DUT Type:</b> Portable Handset	<b>APPENDIX F:</b> Page 3 of 4	



SAR Test Setup Photo 5 – Back side at 1.5 cm



SAR Test Setup Photo 6 – Horizontal and Vertical Reference Lines

FCC ID A3LSMB780A	 <small>ENGINEERING LABORATORY, INC.</small>	SAR EVALUATION REPORT	 <b>Reviewed by:</b> Quality Manager
<b>Test Dates:</b> 05/05/14 - 05/14/14	<b>DUT Type:</b> Portable Handset	<b>APPENDIX F:</b> Page 4 of 4	