



## 13. TEST SETUP PHOTOGRAPHS



<b>FCC ID:</b> A3LSMB780A	 <b>PCTEST</b> ENGINEERING LABORATORY, INC.	<b>HAC (T-COIL) TEST REPORT</b>		<b>Reviewed by:</b> Quality Manager
<b>Filename:</b> 0Y1404300880.A3L	<b>Test Dates:</b> 5/29/2014	<b>EUT Type:</b> Portable Handset		Page 36 of 38



**Figure 13-1**  
**Test Setup for Wireless Device**



**Figure 13-2**  
**Test Setup for Wireless Device**

FCC ID:A3LSMB780A	 <small>ENGINEERING LABORATORY, INC.</small>	HAC (T-COIL) TEST REPORT	 <b>Reviewed by:</b> Quality Manager
<b>Filename:</b> 0Y1404300880.A3L	<b>Test Dates:</b> 5/29/2014	<b>EUT Type:</b> Portable Handset	Page 37 of 38





Axial

Radial (Transverse)

**Figure 13-3**  
**T-Coil Scan Overlay Magnetic Field Distributions**

Note: Final measurement locations are indicated by a cursor on the contour plots.

FCC ID:A3LSMB780A	 <small>ENGINEERING LABORATORY, INC.</small>	HAC (T-COIL) TEST REPORT	 <b>Reviewed by:</b> Quality Manager
<b>Filename:</b> 0Y1404300880.A3L	<b>Test Dates:</b> 5/29/2014	<b>EUT Type:</b> Portable Handset	Page 38 of 38