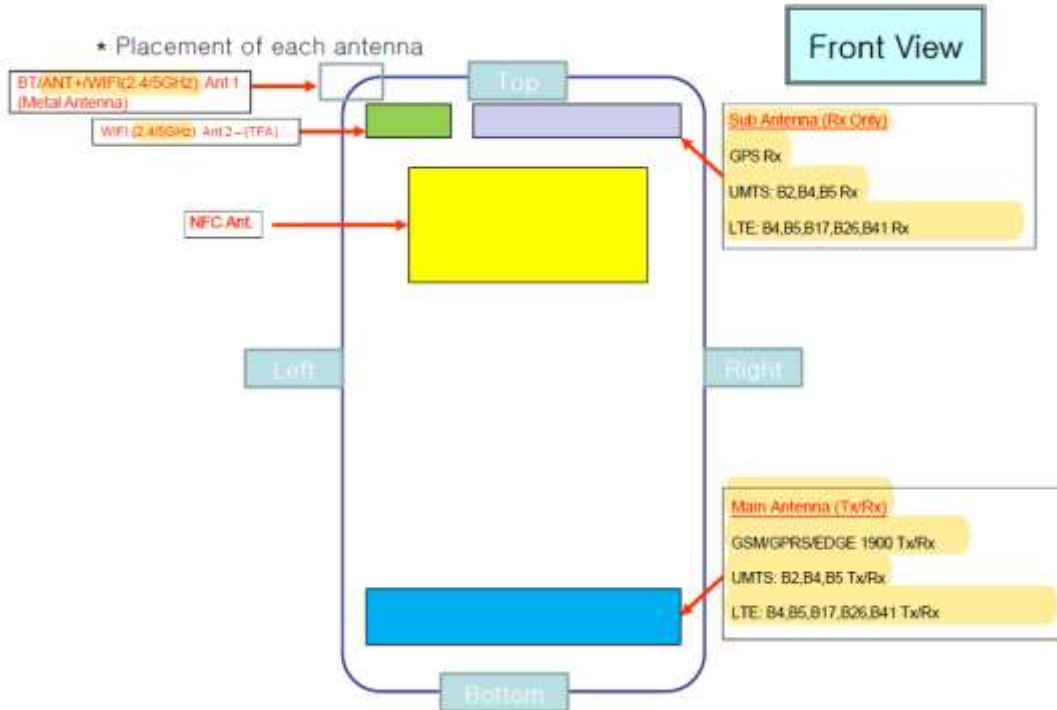


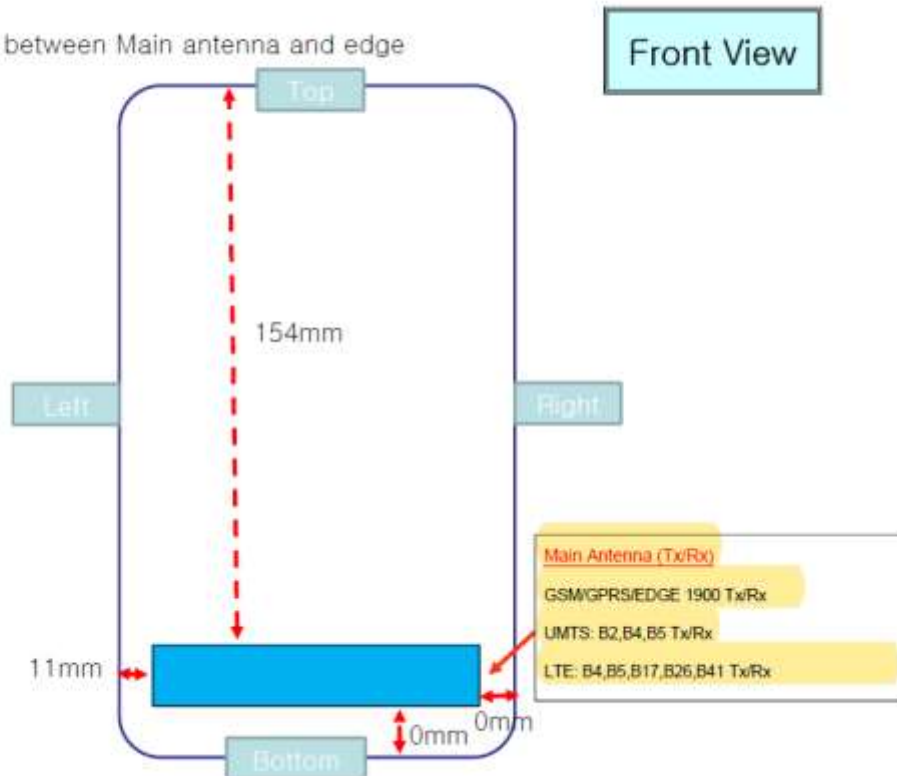
## **Attachment 8.**

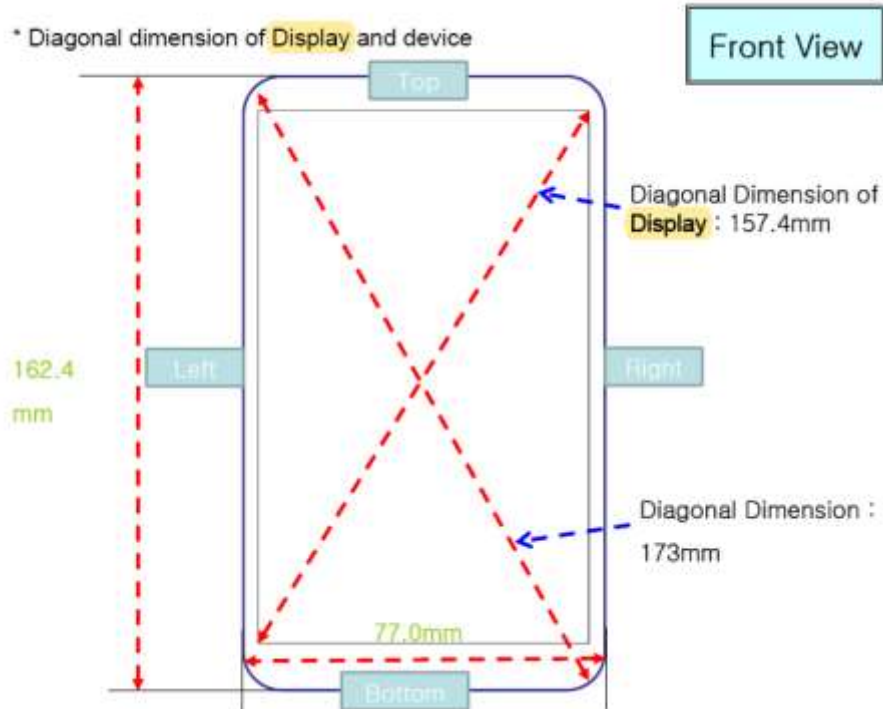
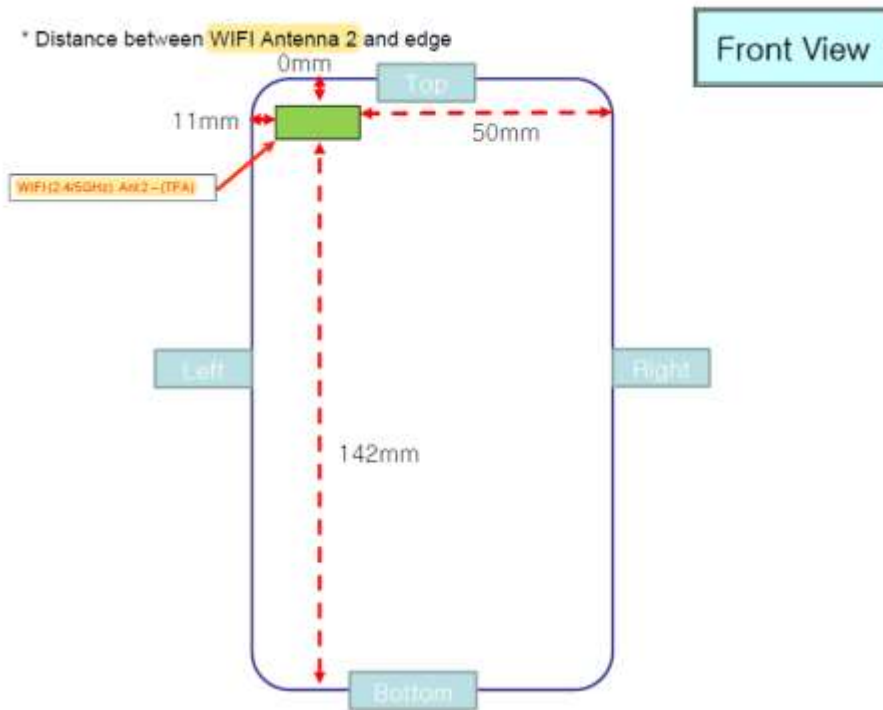
### **- DUT Antenna Information and SAR Test SETUP PHOTOGRAPHS**

## DUT Antenna Information




★ Distance between Main antenna and edge





## SAR Test Setup Photographs

■ Test Setup Photo(Left All)




■ **Test Setup Photo(Left Touch/Tilt)**



■ **Test Setup Photo (Right All)**



■ **Test Setup Photo (Right Touch/Tilt)**





■ **Test Setup Photo (Body All)**




■ **Setup Photo (Rear)**



**[Distance of 0 mm from the EUT]**

■ **Test Setup Photo (Rear)**



**[Distance of 11 mm from the EUT]**

■ **Test Setup Photo (Rear)**



**[Distance of 10 mm from the EUT]**

■ **Test Setup Photo (Rear)**




**[Distance of 15 mm from the EUT]**

■ **Test Setup Photo (Front)**



**[Distance of 0 mm from the EUT]**

■ **Test Setup Photo (Front)**



**[Distance of 7 mm from the EUT]**

■ **Test Setup Photo (Front)**



**[Distance of 10 mm from the EUT]**



■ **Test Setup Photo (Front)**



**[Distance of 15 mm from the EUT]**

■ **Test Setup Photo (Left)**



**[Distance of 0 mm from the EUT]**

■ **Test Setup Photo (Left)**



**[Distance of 10 mm from the EUT]**

■ **Test Setup Photo (Right)**



[Distance of 0 mm from the EUT]

■ **Test Setup Photo (Right)**



**[Distance of 10 mm from the EUT]**

■ **Test Setup Photo (Top)**



**[Distance of 0 mm from the EUT]**

■ **Test Setup Photo (Top)**



**[Distance of 10 mm from the EUT]**


■ **Test Setup Photo (Bottom)**



**[Distance of 0 mm from the EUT]**



■ **Test Setup Photo (Bottom)**



**[Distance of 10 mm from the EUT]**

■ **Test Setup Photo (Bottom)**



**[Distance of 12 mm from the EUT]**