



**APPENDIX A.**  
**- TEST SETUP PHOTOGRAPHS -**



## A.1. CONDUCTED MEASUREMENT PHOTOS

[ EUT & PC ]





[ EUT & TA ]







## A.2 RADIATED MEASUREMENT PHOTOS

30 MHz to 1 000 MHz



[ EUT & PC ]





30 MHz to 1 000 MHz



[ EUT & TA ]





1 GHz to 18 GHz



[ EUT & PC ]





1 GHz to 18 GHz



[ EUT & TA ]





18 GHz to 30 GHz

[ EUT & PC ]







18 GHz to 30 GHz

[ EUT & TA ]

