

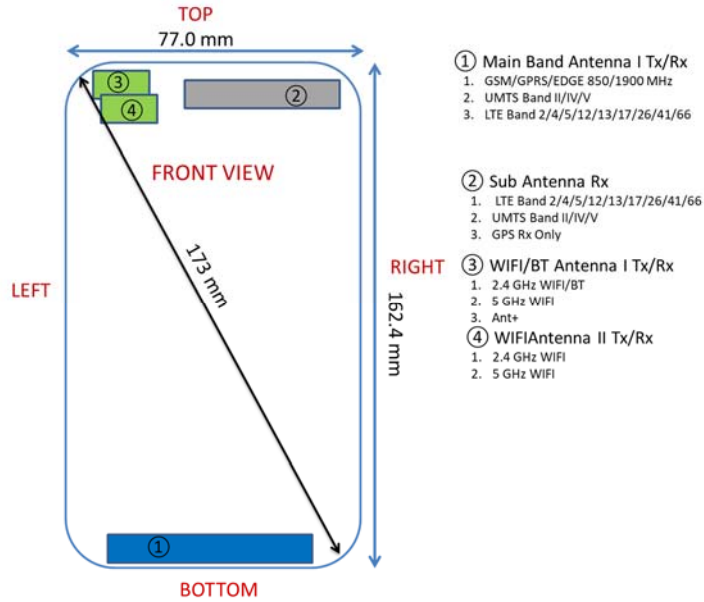


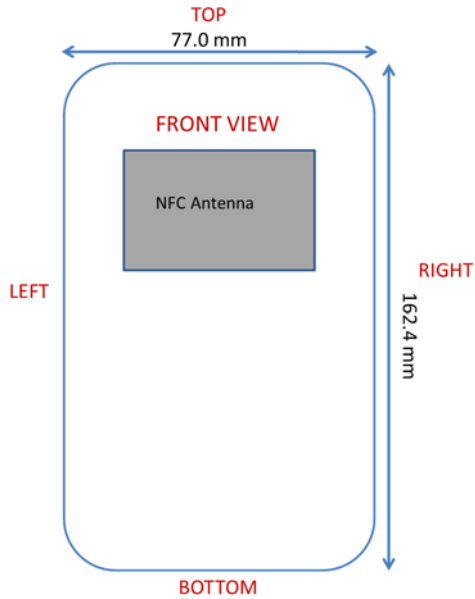
APPENDIX F: DUT ANTENNA DIAGRAM & SAR TEST SETUP PHOTOGRAPHS

FCC ID A3LSMA920F		SAR EVALUATION REPORT		Approved by: Quality Manager
Test Dates: 09/04/18 - 10/11/18	DUT Type: Portable Handset			APPENDIX F: Page 1 of 13




**Figure F-1
 DUT Antenna Locations**

Note: Exact antenna dimensions and separation distances are shown in the Technical Descriptions in the FCC Filing.




**Figure F-2
 NFC Antenna Locations**



FCC ID A3LSMA920F		SAR EVALUATION REPORT		Approved by: Quality Manager
Test Dates: 09/04/18 - 10/11/18	DUT Type: Portable Handset			APPENDIX F: Page 2 of 13




SAR Test Setup Photo 1 Right Cheek




SAR Test Setup Photo 2 Right Tilt



FCC ID A3LSMA920F		SAR EVALUATION REPORT		Approved by: Quality Manager
Test Dates: 09/04/18 - 10/11/18	DUT Type: Portable Handset			APPENDIX F: Page 3 of 13



SAR Test Setup Photo 3 Left Cheek




SAR Test Setup Photo 4 Left Tilt



FCC ID A3LSMA920F		SAR EVALUATION REPORT		Approved by: Quality Manager
Test Dates: 09/04/18 - 10/11/18	DUT Type: Portable Handset	APPENDIX F: Page 4 of 13		



SAR Test Setup Photo 5 Back Side at 1.5 cm



SAR Test Setup Photo 6 Back Side at 1.0 cm



FCC ID A3LSMA920F	 <small>ENGINEERING LABORATORY, INC.</small>	SAR EVALUATION REPORT		Approved by: Quality Manager
Test Dates: 09/04/18 - 10/11/18	DUT Type: Portable Handset	APPENDIX F: Page 5 of 13		



SAR Test Setup Photo 7 Front Side at 1.0 cm



SAR Test Setup Photo 8 Top Edge at 1.0 cm



FCC ID A3LSMA920F		SAR EVALUATION REPORT		Approved by: Quality Manager
Test Dates: 09/04/18 - 10/11/18	DUT Type: Portable Handset	APPENDIX F: Page 6 of 13		



SAR Test Setup Photo 9 Bottom Edge at 1.0 cm




SAR Test Setup Photo 10 Right Edge at 1.0 cm



FCC ID A3LSMA920F		SAR EVALUATION REPORT		Approved by: Quality Manager
Test Dates: 09/04/18 - 10/11/18	DUT Type: Portable Handset			APPENDIX F: Page 7 of 13



SAR Test Setup Photo 11 Left Edge at 1.0 cm




SAR Test Setup Photo 12 Back Side at 0.0 cm



FCC ID A3LSMA920F		SAR EVALUATION REPORT		Approved by: Quality Manager
Test Dates: 09/04/18 - 10/11/18	DUT Type: Portable Handset	APPENDIX F: Page 8 of 13		




SAR Test Setup Photo 13 Back Side at 1.1 cm



SAR Test Setup Photo 14 Front Side at 0.0 cm



FCC ID A3LSMA920F		SAR EVALUATION REPORT		Approved by: Quality Manager
Test Dates: 09/04/18 - 10/11/18	DUT Type: Portable Handset	APPENDIX F: Page 9 of 13		



SAR Test Setup Photo 15 Front Side at 0.7 cm



SAR Test Setup Photo 16 Top Edge at 0.0 cm



FCC ID A3LSMA920F		SAR EVALUATION REPORT		Approved by: Quality Manager
Test Dates: 09/04/18 - 10/11/18	DUT Type: Portable Handset	APPENDIX F: Page 10 of 13		



SAR Test Setup Photo 17 Bottom Edge at 0.0 cm



SAR Test Setup Photo 18 Bottom Edge at 1.2 cm



FCC ID A3LSMA920F		SAR EVALUATION REPORT		Approved by: Quality Manager
Test Dates: 09/04/18 - 10/11/18	DUT Type: Portable Handset			APPENDIX F: Page 11 of 13



SAR Test Setup Photo 19 Right Edge at 0.0 cm





SAR Test Setup Photo 20 Left Edge at 0.0 cm

FCC ID A3LSMA920F		SAR EVALUATION REPORT		Approved by: Quality Manager
Test Dates: 09/04/18 - 10/11/18	DUT Type: Portable Handset			APPENDIX F: Page 12 of 13



SAR Test Setup Photo 21 Vertical and Horizontal Reference Lines

FCC ID A3LSMA920F		SAR EVALUATION REPORT		Approved by: Quality Manager
Test Dates: 09/04/18 - 10/11/18	DUT Type: Portable Handset	APPENDIX F: Page 13 of 13		