FCC CFR47 PART 22 SUBPART H
FCC CFR47 PART 24 SUBPART E
FCC CFR47 PART 27 SUBPART F
FCC CFR47 PART 27 SUBPART H
FCC CFR47 PART 27 SUBPART L
FCC CFR47 PART 27 SUBPART M
FCC CFR47 PART 90 SUBPART S

WWAN

CERTIFICATION TEST REPORT

FOR

GSM/WCDMA/LTE Phone + BT/BLE, DTS/UNII a/b/g/n/ac, ANT+ and NFC

MODEL NUMBER : SM-A805F/DS, SM-A805F, SM-A805X, SM-A805F/DSM

FCC ID: A3LSMA805F

REPORT NUMBER: 4788886234-E1V1

ISSUE DATE: APR 08, 2019

Prepared for
SAMSUNG ELECTRONICS CO., LTD.
129 SAMSUNG-RO, YEONGTONG-GU, SUWON-SI,
GYEONGGI-DO, 16677, KOREA

Prepared by
UL Korea, Ltd.
26th floor, 152, Teheran-ro, Gangnam-gu Seoul, 06236, Korea
Suwon Test Site: UL Korea, Ltd. Suwon Laboratory
218 Maeyeong-ro, Yeongtong-gu,
Suwon-si, Gyeonggi-do, 16675, Korea
TEL: (031) 337-9902
FAX: (031) 213-5433

ACCREDITED
Testing Laboratory

TL-637

Revision History

Rev.	Issue Date	Revisions	Revised By
V1	04/08/19	Initial issue	Junwhan Lee

UL Korea, Ltd. Suwon Laboratory FORM ID: FCC_22/24/27
218 Maeyeong-ro, Yeongtong-gu, Suwon-si, Gyeonggi-do, 16675, Korea TEL: (031) 337-9902 FAX: (031) 213-5433
UL Korea, Ltd. Confidential
This report shall not be reproduced except in full, without the written approval of UL Korea, Ltd.

TABLE OF CONTENTS

1. ATTESTATION OF TEST RESULTS 5

2. TEST METHODOLOGY 6

3. FACILITIES AND ACCREDITATION 6

4. CALIBRATION AND UNCERTAINTY 7

4.1. MEASURING INSTRUMENT CALIBRATION 7

4.2. SAMPLE CALCULATION 7

4.3. MEASUREMENT UNCERTAINTY 7

5. EQUIPMENT UNDER TEST 8

5.1. DESCRIPTION OF EUT 8

5.2. MAXIMUM OUTPUT POWER 8

5.3. DESCRIPTION OF AVAILABLE ANTENNAS 13

5.4. WORST-CASE ORIENTATION 14

5.5. DESCRIPTION OF TEST SETUP 16

6. TEST AND MEASUREMENT EQUIPMENT 18

7. SUMMARY TABLE 19

8. PEAK TO AVERAGE RATIO 20

8.1. CONDUCTED PEAK TO AVERAGE RESULT 21

9. LIMITS AND CONDUCTED RESULTS 34

9.1. OCCUPIED BANDWIDTH 34

9.1.1. OCCUPIED BANDWIDTH RESULTS 35

9.2. BAND EDGE EMISSIONS 75

9.2.1. BAND EDGE RESULT 78

9.2.2. EMISSION MASK RESULT 110

9.3. OUT OF BAND EMISSIONS 120

9.3.1. OUT OF BAND EMISSIONS RESULT 122

9.4. FREQUENCY STABILITY 134

9.4.1. FREQUENCY STABILITY RESULTS 135

10. RADIATED TEST RESULTS 142

10.1. RADIATED POWER (ERP & EIRP) 142

10.1.1. ERP/EIRP Results 143

10.1.2. ERP/EIRP DATA 150

10.2. FIELD STRENGTH OF SPURIOUS RADIATION 191

10.2.1. SPURIOUS RADIATION PLOTS 193

UL Korea, Ltd. Suwon Laboratory FORM ID: FCC_22/24/27
218 Maeyeong-ro, Yeongtong-gu, Suwon-si, Gyeonggi-do, 16675, Korea TEL: (031) 337-9902 FAX: (031) 213-5433

UL Korea, Ltd. Confidential
This report shall not be reproduced except in full, without the written approval of UL Korea, Ltd.

11. Appendix A: SETUP PHOTOS 205

Appendix B : Cellular receiver Part 15B test results

UL Korea, Ltd. Confidential
This report shall not be reproduced except in full, without the written approval of UL Korea, Ltd.

1. ATTESTATION OF TEST RESULTS

COMPANY NAME: SAMSUNG ELECTRONICS CO., LTD.

EUT DESCRIPTION: GSM/WCDMA/LTE Phone + BT/BLE, DTS/UNII a/b/g/n/ac, ANT+ and NFC

MODEL NUMBER: SM-A805F/DS, SM-A805F, SM-A805X, SM-A805F/DSM

SERIAL NUMBER: R38M10EX4RZ, R38M10EX58W, R38M308CRXH (CONDUCTED) R38M10EX4EH, R38M308CJ1K (RADIATED);

DATE TESTED: FEB 27, 2019 – MAR 27, 2019;

APPLICABLE STANDARDS	
STANDARD	**TEST RESULTS**
FCC PART 22H, 24E, 27H, 27L, 27F, 27M and 90S	Pass

UL Korea, Ltd. tested the above equipment in accordance with the requirements set forth in the above standards. All indications of Pass/Fail in this report are opinions expressed by UL Korea, Ltd. based on interpretations and/or observations of test results. Measurement Uncertainties were not taken into account and are published for informational purposes only. The test results show that the equipment tested is capable of demonstrating compliance with the requirements as documented in this report.

Note: The results documented in this report apply only to the tested sample, under the conditions and modes of operation as described herein. This document may not be altered or revised in any way unless done so by UL Korea, Ltd. and all revisions are duly noted in the revisions section. Any alteration of this document not carried out by UL Korea, Ltd. will constitute fraud and shall nullify the document. This report must not be used by the client to claim product certification, approval, or endorsement by IAS, any agency of the Federal Government, or any agency of any government.

Approved & Released For
UL Korea, Ltd. By:

SungGil Park
Suwon Lab Engineer
UL Korea, Ltd.

Tested By:

Junwhan Lee
Suwon Lab Engineer
UL Korea, Ltd.

UL Korea, Ltd. Confidential
This report shall not be reproduced except in full, without the written approval of UL Korea, Ltd.

2. TEST METHODOLOGY

The tests documented in this report were performed in accordance with following methods.

1. FCC CFR 47 Part 2.
2. FCC CFR 47 Part 22.
3. FCC CFR 47 Part 24.
4. FCC CFR 47 Part 27.
5. FCC CFR 47 Part 90.
6. ANSI TIA-603-E, 2016
7. KDB 971168 D01 Power Meas License Digital Systems v03r01

3. FACILITIES AND ACCREDITATION

The test sites and measurement facilities used to collect data are located at 218 Maeyeong-ro, Yeongtong-gu, Suwon-si, Gyeonggi-do,16675, Korea. Line conducted emissions are measured only at the 218 address. The following table identifies which facilities were utilized for radiated emission measurements documented in this report. Specific facilities are also identified in the test results sections.

218 Maeyeong-ro
☒ Chamber 1
☒ Chamber 2
☐ Chamber 3

UL Korea, Ltd. is accredited by IAS, Laboratory Code TL-637. The full scope of accreditation can be viewed at http://www.iasonline.org/PDF/TL/TL-637.pdf.

UL Korea, Ltd. Confidential
This report shall not be reproduced except in full, without the written approval of UL Korea, Ltd.

4. CALIBRATION AND UNCERTAINTY

4.1. MEASURING INSTRUMENT CALIBRATION

The measuring equipment utilized to perform the tests documented in this report has been calibrated in accordance with the manufacturer's recommendations, and is traceable to recognized national standards.

4.2. SAMPLE CALCULATION

Where relevant, the following sample calculation is provided:

EIRP = PSA reading with EUT worst orientation (dBm) + Path loss (dB) – cable loss(between the SG and substitution antenna) + Substitution Antenna Factor (dBi)

ERP = PSA reading with EUT worst orientation (dBm) + Path loss (dB) – cable loss(between the SG and substitution antenna)

(Path loss = Signal generator output – PSA reading with substitution antenna)

4.3. MEASUREMENT UNCERTAINTY

Where relevant, the following measurement uncertainty levels have been estimated for tests performed on the apparatus:

PARAMETER	UNCERTAINTY
Conducted Disturbance, 0.15 to 30 MHz	2.32 dB
Radiated Disturbance, Below 1GHz	3.86 dB
Radiated Disturbance, Above 1 GHz	5.97 dB

Uncertainty figures are valid to a confidence level of 95%.

UL Korea, Ltd. Suwon Laboratory FORM ID: FCC_22/24/27
218 Maeyeong-ro, Yeongtong-gu, Suwon-si, Gyeonggi-do, 16675, Korea TEL: (031) 337-9902 FAX: (031) 213-5433
UL Korea, Ltd. Confidential
This report shall not be reproduced except in full, without the written approval of UL Korea, Ltd.

5. EQUIPMENT UNDER TEST

5.1. DESCRIPTION OF EUT

The EUT is a GSM/WCDMA/LTE Phone + BT/BLE, DTS/UNII a/b/g/n/ac, ANT+ and NFC.
This test report addresses the WWAN operational mode.

5.2. MAXIMUM OUTPUT POWER

The transmitter has a maximum average radiated ERP / EIRP output powers as follows:

GSM

FCC Part 22/24				
Band	Frequency Range	Modulation	Radiated	
	[MHz]		Avg [dBm]	Avg [mW]
GSM850	824~849	GPRS	25.49	354.00
		EGPRS	20.09	102.09
GSM1900	1850~1910	GPRS	27.27	533.33
		EGPRS	23.53	225.42

WCDMA

FCC Part 22/24/27				
Band	Frequency Range	Modulation	Radiated	
	[MHz]		Avg [dBm]	Avg [mW]
Band 5	824~849	REL99	**15.39**	**34.59**
		HSDPA	14.17	26.12
Band 4	1710~1755	REL99	**22.02**	**159.22**
		HSDPA	21.18	131.22
Band 2	1850~1910	REL99	**20.03**	**100.69**
		HSDPA	18.50	70.79

UL Korea, Ltd. Suwon Laboratory FORM ID: FCC_22/24/27
218 Maeyeong-ro, Yeongtong-gu, Suwon-si, Gyeonggi-do, 16675, Korea TEL: (031) 337-9902 FAX: (031) 213-5433
UL Korea, Ltd. Confidential
This report shall not be reproduced except in full, without the written approval of UL Korea, Ltd.

LTE Band 2

FCC Part 24					
Band	Frequency Range [MHz]	BandWidth [MHz]	Modulation	Radiated	
				Avg [dBm]	Avg [mW]
Band 2	1850 ~ 1910	20	QPSK	20.30	107.15
			16QAM	**20.22**	**105.20**
		15	QPSK	20.13	103.04
			16QAM	19.79	95.28
		10	QPSK	20.96	124.74
			16QAM	19.95	98.86
		5	QPSK	**21.39**	**137.72**
			16QAM	18.84	76.56
		3	QPSK	21.23	132.74
			16QAM	19.19	82.99
		1.4	QPSK	21.05	127.35
			16QAM	20.00	100.00

LTE Band 5

FCC Part 22					
Band	Frequency Range [MHz]	BandWidth [MHz]	Modulation	Radiated	
				Avg [dBm]	Avg [mW]
Band 5	824 ~ 849	10	QPSK	**16.53**	**44.98**
			16QAM	**15.83**	**38.28**
		5	QPSK	16.22	41.88
			16QAM	15.68	36.98
		3	QPSK	16.19	41.59
			16QAM	15.27	33.65
		1.4	QPSK	16.03	40.09
			16QAM	15.39	34.59

UL Korea, Ltd. Suwon Laboratory FORM ID: FCC_22/24/27
218 Maeyeong-ro, Yeongtong-gu, Suwon-si, Gyeonggi-do, 16675, Korea TEL: (031) 337-9902 FAX: (031) 213-5433
UL Korea, Ltd. Confidential
This report shall not be reproduced except in full, without the written approval of UL Korea, Ltd.

LTE Band 12

FCC Part 27					
Band	Frequency Range [MHz]	BandWidth [MHz]	Modulation	Radiated	
				Avg [dBm]	Avg [mW]
Band 12	699 ~ 716	10	QPSK	16.53	44.98
			16QAM	15.66	36.81
		5	QPSK	**17.68**	**58.61**
			16QAM	**16.85**	**48.42**
		3	QPSK	15.71	37.24
			16QAM	14.45	27.86
		1.4	QPSK	15.81	38.11
			16QAM	14.40	27.54

LTE Band 17

LTE Band 17 (Frequency range: 704-716 MHz) is covered by LTE Band 12 (Frequency range: 699-716 MHz) due to overlapping frequency range, same maximum tune-up limit and same channel bandwidth.

LTE Band 13

FCC Part 27					
Band	Frequency Range [MHz]	BandWidth [MHz]	Modulation	Radiated	
				Avg [dBm]	Avg [mW]
Band 13	777 ~ 787	10	QPSK	17.64	58.08
			16QAM	**16.69**	**46.67**
		5	QPSK	**17.71**	**59.02**
			16QAM	16.34	43.05

UL Korea, Ltd. Suwon Laboratory FORM ID: FCC_22/24/27
218 Maeyeong-ro, Yeongtong-gu, Suwon-si, Gyeonggi-do, 16675, Korea TEL: (031) 337-9902 FAX: (031) 213-5433
UL Korea, Ltd. Confidential
This report shall not be reproduced except in full, without the written approval of UL Korea, Ltd.

LTE Band 26 (Part90)

Band	Frequency Range [MHz]	BandWidth [MHz]	Modulation Peak	Radiated	
				Avg [dBm]	Avg [mW]
Band 26	814 ~ 824	15	QPSK	16.17	41.40
			16QAM	15.27	33.65
		10	QPSK	15.91	38.99
			16QAM	14.87	30.69
		5	QPSK	**17.45**	**55.59**
			16QAM	16.07	40.46
		3	QPSK	16.59	45.60
			16QAM	16.20	41.69
		1.4	QPSK	17.09	51.17
			16QAM	**16.43**	**43.95**

LTE Band 26 (Part22)

Band	Frequency Range [MHz]	BandWidth [MHz]	Modulation Peak	Radiated	
				Avg [dBm]	Avg [mW]
Band 26	824 ~ 849	15	QPSK	**20.23**	**105.44**
			16QAM	**19.96**	**99.08**
		10	QPSK	18.41	69.34
			16QAM	17.67	58.48
		5	QPSK	17.70	58.88
			16QAM	17.55	56.89
		3	QPSK	17.81	60.39
			16QAM	17.42	55.21
		1.4	QPSK	17.57	57.15
			16QAM	17.24	52.97

UL Korea, Ltd. Suwon Laboratory FORM ID: FCC_22/24/27
218 Maeyeong-ro, Yeongtong-gu, Suwon-si, Gyeonggi-do, 16675, Korea TEL: (031) 337-9902 FAX: (031) 213-5433
UL Korea, Ltd. Confidential
This report shall not be reproduced except in full, without the written approval of UL Korea, Ltd.

LTE Band 41

FCC Part 27					
Band	Frequency Range [MHz]	BandWidth [MHz]	Modulation	Radiated	
				Avg [dBm]	Avg [mW]
Band 41	2496 - 2690	20	QPSK	23.39	218.27
			16QAM	22.71	186.64
		15	QPSK	22.57	180.72
			16QAM	22.33	171.00
		10	QPSK	**23.64**	**231.21**
			16QAM	22.51	178.24
		5	QPSK	23.10	204.17
			16QAM	**24.20**	**263.03**

LTE Band 66

FCC Part 27					
Band	Frequency Range [MHz]	BandWidth [MHz]	Modulation	Radiated	
				Avg [dBm]	Avg [mW]
Band 66	1710 ~ 1780	20	QPSK	**23.36**	**216.77**
			16QAM	22.20	165.96
		15	QPSK	23.22	209.89
			16QAM	**22.37**	**172.58**
		10	QPSK	21.66	146.55
			16QAM	20.58	114.29
		5	QPSK	22.16	164.44
			16QAM	21.21	132.13
		3	QPSK	22.24	167.49
			16QAM	21.63	145.55
		1.4	QPSK	22.12	162.93
			16QAM	20.99	125.60

LTE Band 4

LTE Band 4 (Frequency range: 1710-1755 MHz) is covered by LTE Band 66 (Frequency range: 1710-1780 MHz) due to overlapping frequency range, same maximum tune-up limit and same channel bandwidth.

UL Korea, Ltd. Suwon Laboratory FORM ID: FCC_22/24/27
218 Maeyeong-ro, Yeongtong-gu, Suwon-si, Gyeonggi-do, 16675, Korea TEL: (031) 337-9902 FAX: (031) 213-5433
UL Korea, Ltd. Confidential
This report shall not be reproduced except in full, without the written approval of UL Korea, Ltd.

5.3. DESCRIPTION OF AVAILABLE ANTENNAS

The radio utilizes a internal antenna for the [List the bands supported] with a maximum peak gain as follow:

Frequency (MHz)	Peak Gain (dBi)
GSM1900 / WCDMA Band 2 / LTE Band 2 1850 ~ 1910 MHz	-4.51
WCDMA Band 4 / LTE Band 4 / LTE Band 66 1710 ~ 1780 MHz	-4.32
GSM850 / WCDMA Band 5 / LTE Band 5 / LTE Band 26 814 ~ 849 MHz	-6.32
LTE Band 12 / LTE Band 17 699 ~ 716 MHz	-6.60
LTE Band 41 2496 ~ 2690 MHz	-4.53
LTE Band 13 777 ~ 787 MHz	-6.76

UL Korea, Ltd. Suwon Laboratory FORM ID: FCC_22/24/27
218 Maeyeong-ro, Yeongtong-gu, Suwon-si, Gyeonggi-do, 16675, Korea TEL: (031) 337-9902 FAX: (031) 213-5433
UL Korea, Ltd. Confidential
This report shall not be reproduced except in full, without the written approval of UL Korea, Ltd.

5.4. WORST-CASE ORIENTATION

The fundamental and radiated spurious emission were investigated in three orthogonal orientations X, Y and Z, it was determined that below orientation was worst-case orientation for each band. Also this EUT have a camera pop up function when user operate front camera function. This condition was also considered.

Band	ERP/EIRP						RSE					
	Camera Pou-up			Normal			Camera Pou-up			Normal		
	X	Y	Z	X	Y	Z	X	Y	Z	X	Y	Z
GSM850						O			O			
GSM1900						O					O	
WCDMA B5						O						O
WCDMA B4						O						O
WCDMA B2					O			O				
LTE B2				O					O			
LTE B5						O						O
LTE B12						O		O				
LTE B13						O						O
LTE B26						O						O
LTE B41				O					O			
LTE B66				O				O				

UL Korea, Ltd. Suwon Laboratory FORM ID: FCC_22/24/27
218 Maeyeong-ro, Yeongtong-gu, Suwon-si, Gyeonggi-do, 16675, Korea TEL: (031) 337-9902 FAX: (031) 213-5433
UL Korea, Ltd. Confidential
This report shall not be reproduced except in full, without the written approval of UL Korea, Ltd.

Following modes should be considered as worst-case scenario for all other measurements.

- GSM : GPRS/EGPRS,
- UMTS : REL 99/HSDPA

For LTE Bands, the worst-case scenario for all measurements is based on the average conducted output power measurement investigation results. Output power measurements were measured on QPSK, 16QAM and 64QAM modulations. It was found that QPSK and 16QAM results were worst case. All testing was performed using QPSK and 16QAM modulations to represent the worst case. However, the out of band emissions and spurious radiation were only performed on bandwidth and RB offset(with RB size 1) with the highest power in QPSK.
(LTE Band 17 and Band 26 didn't support 64QAM modulation)

Highest power setting for each bands				
LTE Band	**Frequency (MHz)**	**Bandwidth (MHz)**	**RB size**	**RB offset**
2	1851.5	3	1	8
	1880.0		1	8
	1908.5		1	8
5	826.5	5	1	0
	836.5		1	24
	846.5		1	24
12	704.0	10	1	49
	707.5		1	25
	711.0		1	49
13	779.5	5	1	12
	782.0		1	0
	784.5		1	24
26	816.5	5	1	0
	831.5		1	0
	846.5		1	0
41	2503.5	15	1	74
	2593.0		1	74
	2682.5		1	0
66	1717.5	15	1	0
	1745.0		1	0
	1772.5		1	0

UL Korea, Ltd. Suwon Laboratory FORM ID: FCC_22/24/27
218 Maeyeong-ro, Yeongtong-gu, Suwon-si, Gyeonggi-do, 16675, Korea TEL: (031) 337-9902 FAX: (031) 213-5433
UL Korea, Ltd. Confidential
This report shall not be reproduced except in full, without the written approval of UL Korea, Ltd.

5.5. DESCRIPTION OF TEST SETUP

SUPPORT EQUIPMENT

Support Equipment List				
Description	**Manufacturer**	**Model**	**Serial Number**	**FCC ID**
Charger	SAMSUNG	EP-TA800	R37M1E50KV1SE3	N/A
Data Cable	SAMSUNG	EP-DA905BBE	N/A	N/A
Earphone	SAMSUNG	GHSS028-W4	N/A	N/A

I/O CABLE

I/O Cable List						
Cable No	**Port**	**# of identical ports**	**Connector Type**	**Cable Type**	**Cable Length (m)**	**Remarks**
1	DC Power	1	C Type	Shielded	1.1m	N/A
2	Audio	2	C Type	Unshielded	1.2m	N/A

TEST SETUP

The EUT is continuously communicated to the call box during the tests.

UL Korea, Ltd. Suwon Laboratory FORM ID: FCC_22/24/27
218 Maeyeong-ro, Yeongtong-gu, Suwon-si, Gyeonggi-do, 16675, Korea TEL: (031) 337-9902 FAX: (031) 213-5433
UL Korea, Ltd. Confidential
This report shall not be reproduced except in full, without the written approval of UL Korea, Ltd.

SETUP DIAGRAM FOR TESTS (CONDUCTED TEST SETUP)

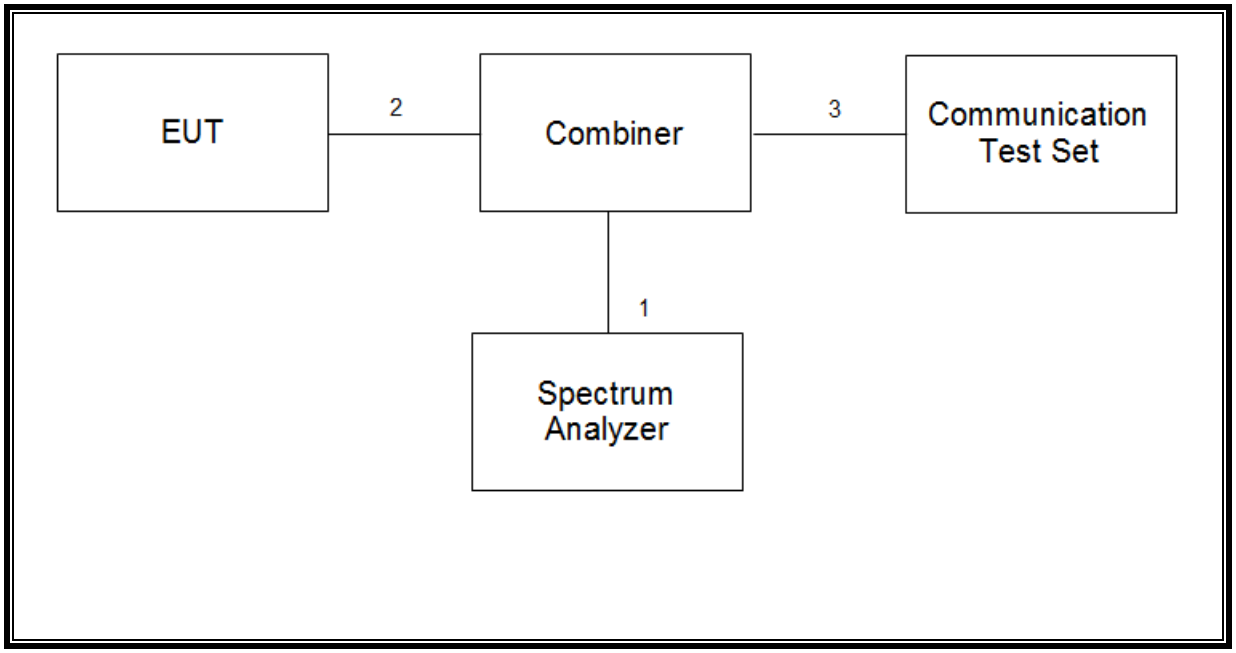

SETUP DIAGRAM FOR TESTS (RADIATED TEST SETUP)

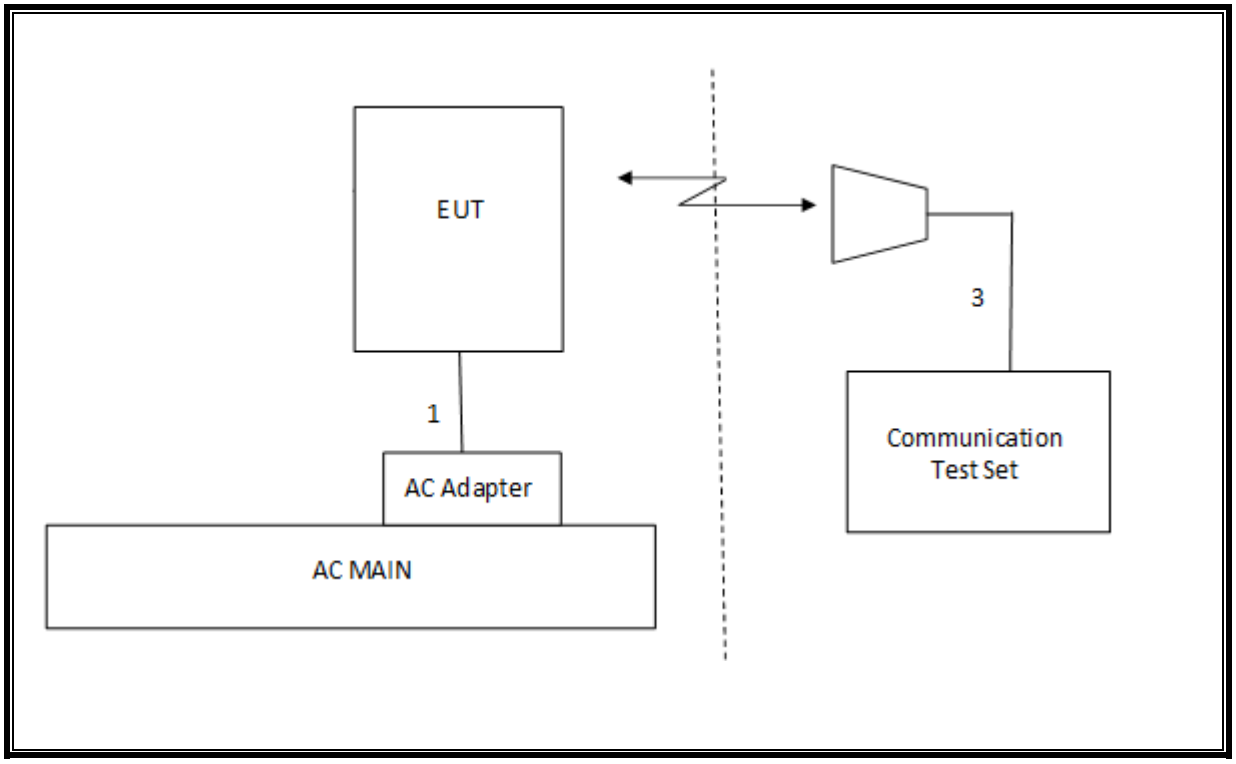

UL Korea, Ltd. Suwon Laboratory FORM ID: FCC_22/24/27
218 Maeyeong-ro, Yeongtong-gu, Suwon-si, Gyeonggi-do, 16675, Korea TEL: (031) 337-9902 FAX: (031) 213-5433
UL Korea, Ltd. Confidential
This report shall not be reproduced except in full, without the written approval of UL Korea, Ltd.

6. TEST AND MEASUREMENT EQUIPMENT

The following test and measurement equipment was utilized for the tests documented in this report:

Test Equipment List				
Description	**Manufacturer**	**Model**	**S/N**	**Cal Due**
Antenna, Tuned Dipole 400~1000 MHz	ETS	3121D DB4	00164753	06-30-19
Antenna, Horn, 40 GHz	ETS	3116C	00166155	08-14-20
Preamplifier	ETS	3116C-PA	00168841	08-09-19
Antenna, Horn, 40 GHz	ETS	3116C	00168645	12-04-19
Antenna, Bilog, 30MHz-1GHz	SCHWARZBECK	VULB9163	750	08-04-20
Antenna, Bilog, 30MHz-1GHz	SCHWARZBECK	VULB9163	845	08-04-20
Antenna, Bilog, 30MHz-1GHz	SCHWARZBECK	VULB9163	749	08-04-20
Antenna, Horn, 18 GHz	ETS	3115	00167211	08-04-20
Antenna, Horn, 18 GHz	ETS	3115	00161451	08-04-20
Antenna, Horn, 18 GHz	ETS	3117	00168724	08-04-20
Antenna, Horn, 18 GHz	ETS	3117	00205959	08-04-20
Antenna, Horn, 18 GHz	ETS	3117	00168717	08-04-20
Combiner	WEINSCHEL	1575	2150	08-08-19
Communications Test Set	R&S	CMW500	115331	08-07-19
DC Power Supply	Agilent / HP	E3640A	MY54226395	08-06-19
Preamplifier, 1000 MHz	Sonoma	310N	341282	08-07-19
Preamplifier, 1000 MHz	Sonoma	310N	370599	08-06-19
Preamplifier, 1000 MHz	Sonoma	310N	351741	08-07-19
Preamplifier, 18 GHz	Miteq	AFS42-00101800-25-S-42	1876511	08-07-19
Preamplifier, 18 GHz	Miteq	AFS42-00101800-25-S-42	2029169	08-07-19
Preamplifier, 18 GHz	Miteq	AFS42-00101800-25-S-42	1896138	08-07-19
Spectrum Analyzer, 44 GHz	Agilent / HP	N9030A	MY54490312	08-06-19
EMI Test Receive, 40 GHz	R&S	ESU40	100439	08-06-19
EMI Test Receive, 40 GHz	R&S	ESU40	100457	08-06-19
EMI Test Receive, 44 GHz	R&S	ESW40	101590	08-06-19
High Pass Filter 1.2GHz	Micro-Tronics	HPM50108-02	G005	08-08-19
High Pass Filter 1.2GHz	Micro-Tronics	HPM50108-02	G006	08-08-19
High Pass Filter 2.8GHz	Micro-Tronics	HPM50111-02	010	08-08-19
High Pass Filter 2.8GHz	Micro-Tronics	HPM50111-02	011	08-08-19
High Pass Filter 4GHz	Micro-Tronics	HPM50118-02	G001	08-08-19
High Pass Filter 4GHz	Micro-Tronics	HPM50118-02	G002	08-08-19
Attenuator	PASTERNACK	PE7087-10	A009	08-08-19
Attenuator	PASTERNACK	PE7087-10	A001	08-08-19
Attenuator	PASTERNACK	PE7087-10	A008	08-08-19
Attenuator	PASTERNACK	PE7087-10	2	08-07-19
Attenuator	PASTERNACK	PE7395-10	A011	08-08-19
Antenna, Loop, 9kHz-30MHz	R&S	HFH2-Z2	100418	10-26-19
Temperature Chamber	ESPEC	SH-642	93001109	08-06-19
UL Software				
Description	**Manufacturer**	**Model**	**Version**	
Antenna port test software	UL	CLT	Ver 2.5	

UL Korea, Ltd. Confidential
This report shall not be reproduced except in full, without the written approval of UL Korea, Ltd.

7. SUMMARY TABLE

FCC Part Section	Test Description	Test Limit	Test Condition	Test Result
2.1049	Occupied Band width (99%)	N/A	Conducted	Pass
22.917(a) 24.238(a) 27.53(c),(g),(h) 90.691	Band Edge / Conducted Spurious Emission	-13dBm		Pass
27.53(m)	Conducted Spurious Emission	-25 dBm		Pass
27.53(m) 90.691	Emission mask	Section 9.2.2		Pass
2.1046	Conducted output power	N/A		See the RF exposure test report. (4788886234-S1 FCC Report SAR)
22.355 24.235 27.54 90.213	Frequency Stability	2.5PPM		Pass
22.913(a)(5)	Effective Radiated Power	38.5 dBm	Radiated	Pass
27.50(c)(10) 27.50(b)(10)		34.77 dBm		Pass
90.635(b)		34.77 dBm		Pass
24.232(c) 27.50(h)(2)	Equivalent Isotropic Radiated Power	33dBm		Pass
27.50(d)(4)		30dBm		Pass
22.917(a) 24.238(a) 27.53 (c),(g),(h) 90.691	Radiated Spurious Emission	-13dBm		Pass
27.53 (m)		-25dBm		Pass

UL Korea, Ltd. Suwon Laboratory FORM ID: FCC_22/24/27
218 Maeyeong-ro, Yeongtong-gu, Suwon-si, Gyeonggi-do, 16675, Korea TEL: (031) 337-9902 FAX: (031) 213-5433
UL Korea, Ltd. Confidential
This report shall not be reproduced except in full, without the written approval of UL Korea, Ltd.

8. PEAK TO AVERAGE RATIO

Test Procedure

Per KDB 971168 D01 Power Meas License Digital Systems v03r01;

The transmitter output was connected to a CMW500 Test Set and configured to operate at maximum power. The PAR were measured on the Spectrum Analyzer.

Test Spec

In addition, when the transmitter power is measured in terms of average value, the peak-to-average ratio of the power shall not exceed 13 dB.

RESULTS

UL Korea, Ltd. Suwon Laboratory FORM ID: FCC_22/24/27
218 Maeyeong-ro, Yeongtong-gu, Suwon-si, Gyeonggi-do, 16675, Korea TEL: (031) 337-9902 FAX: (031) 213-5433
UL Korea, Ltd. Confidential
This report shall not be reproduced except in full, without the written approval of UL Korea, Ltd.

8.1. CONDUCTED PEAK TO AVERAGE RESULT

GSM

GSM 850	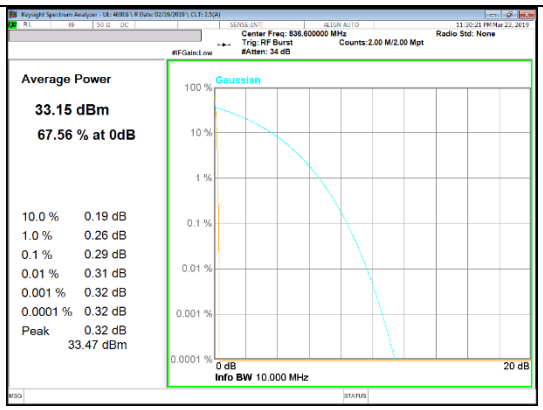 GSM850 GPRS Mid channel	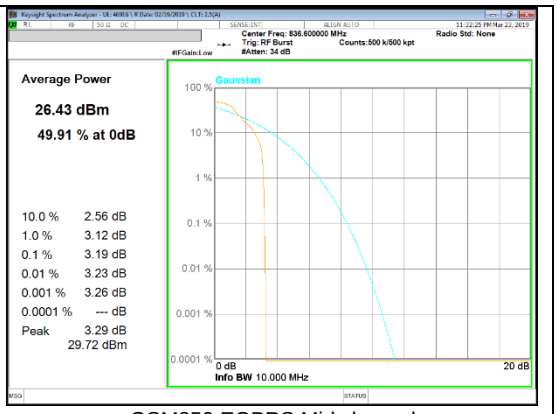 GSM850 EGPRS Mid channel
GSM 1900	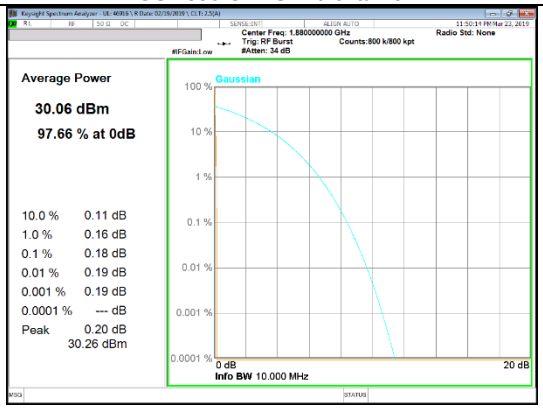 GSM1900 GPRS Mid channel	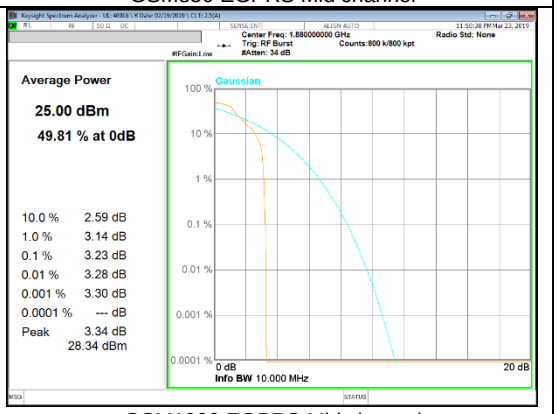 GSM1900 EGPRS Mid channel

UL Korea, Ltd. Suwon Laboratory FORM ID: FCC_22/24/27
218 Maeyeong-ro, Yeongtong-gu, Suwon-si, Gyeonggi-do, 16675, Korea TEL: (031) 337-9902 FAX: (031) 213-5433
UL Korea, Ltd. Confidential
This report shall not be reproduced except in full, without the written approval of UL Korea, Ltd.

WCDMA

WCDMA Band 5	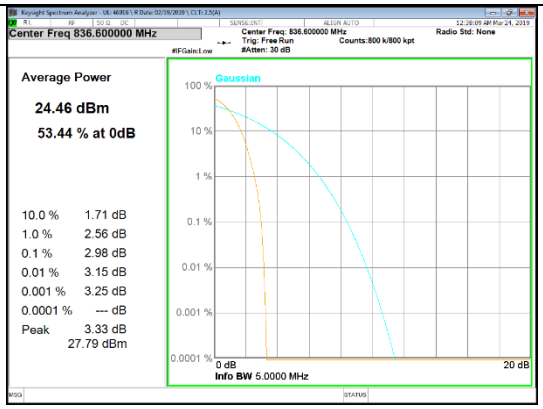 WCDMA B5 REL99 Mid channel	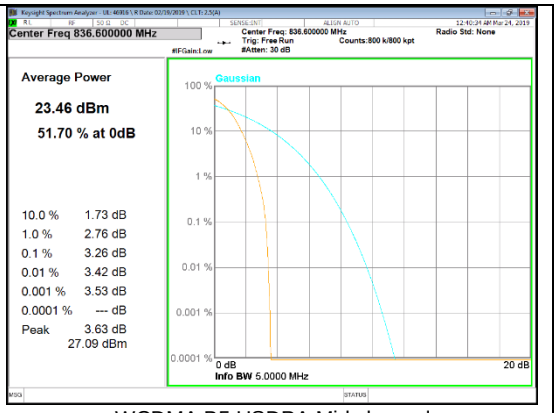 WCDMA B5 HSDPA Mid channel
WCDMA Band 4	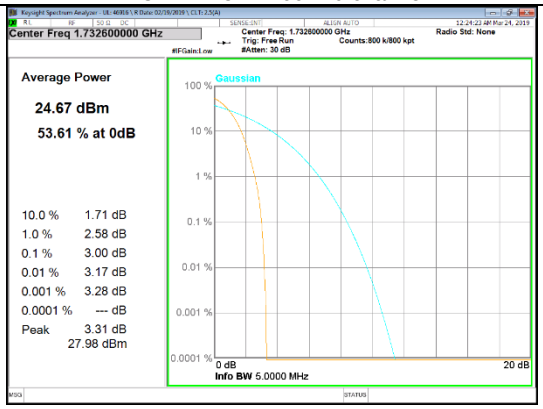 WCDMA B4 REL99 Mid channel	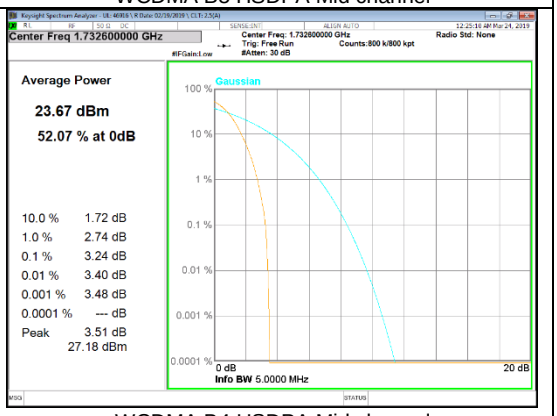 WCDMA B4 HSDPA Mid channel
WCDMA Band 2	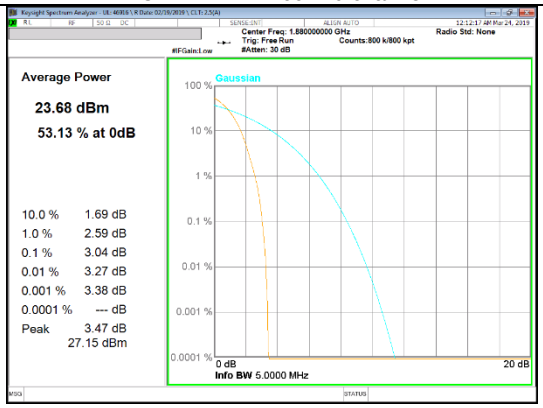 WCDMA B4 REL99 Mid channel	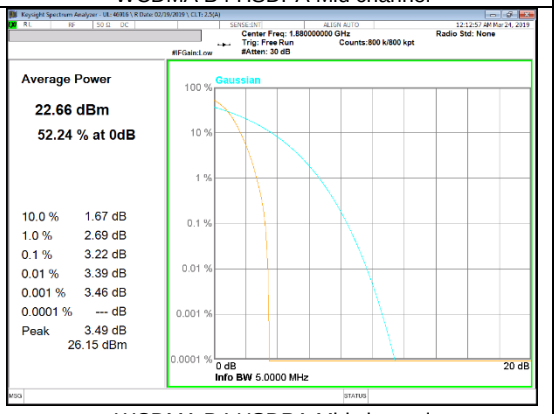 WCDMA B4 HSDPA Mid channel

UL Korea, Ltd. Suwon Laboratory FORM ID: FCC_22/24/27
218 Maeyeong-ro, Yeongtong-gu, Suwon-si, Gyeonggi-do, 16675, Korea TEL: (031) 337-9902 FAX: (031) 213-5433
UL Korea, Ltd. Confidential
This report shall not be reproduced except in full, without the written approval of UL Korea, Ltd.

LTE Band 2

LTE Band 2 20 MHz	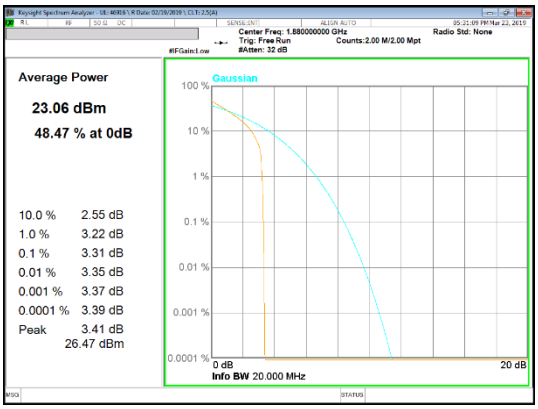 LTE B2 20MHz QPSK Mid channel	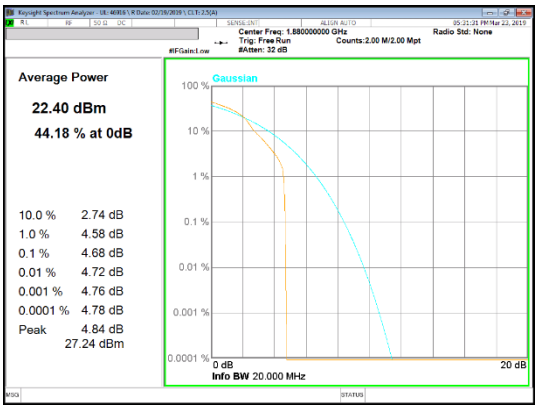 LTE B2 20MHz 16QAM Mid channel
LTE Band 2 15 MHz	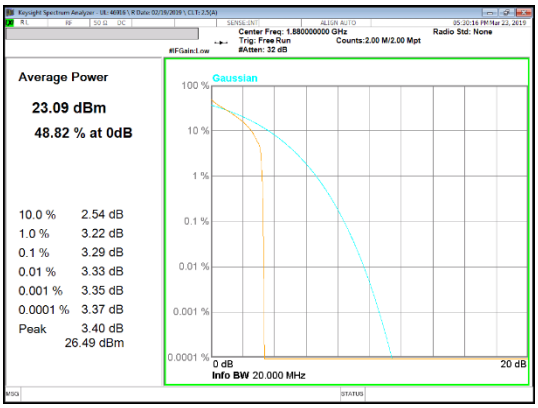 LTE B2 15MHz QPSK Mid channel	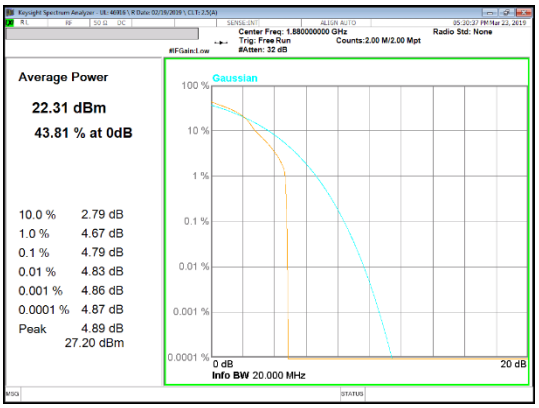 LTE B2 15MHz 16QAM Mid channel
LTE Band 2 10 MHz	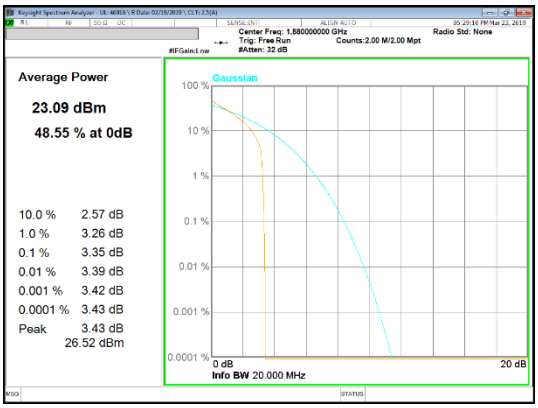 LTE B2 10MHz QPSK Mid channel	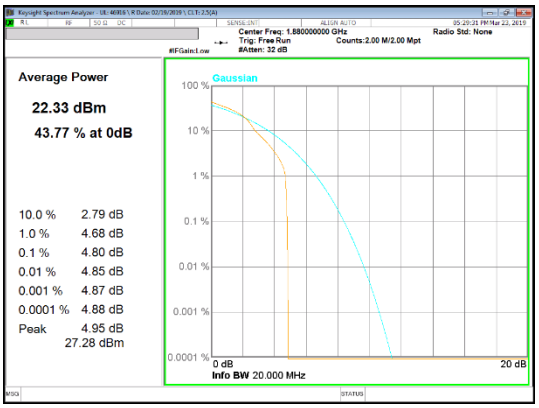 LTE B2 10MHz 16QAM Mid channel

UL Korea, Ltd. Suwon Laboratory FORM ID: FCC_22/24/27
218 Maeyeong-ro, Yeongtong-gu, Suwon-si, Gyeonggi-do, 16675, Korea TEL: (031) 337-9902 FAX: (031) 213-5433
UL Korea, Ltd. Confidential
This report shall not be reproduced except in full, without the written approval of UL Korea, Ltd.

LTE Band 2 5 MHz	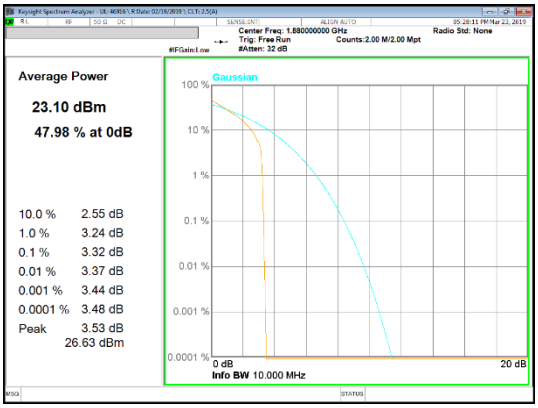 LTE B2 5MHz QPSK Mid channel	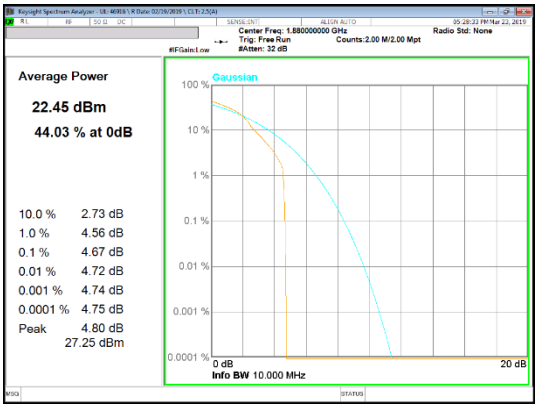 LTE B2 5MHz 16QAM Mid channel
LTE Band 2 3 MHz	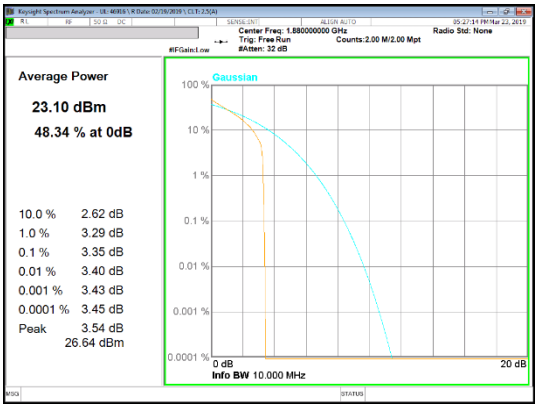 LTE B2 3MHz QPSK Mid channel	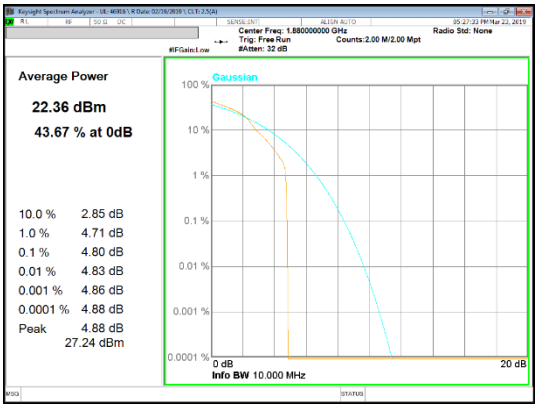 LTE B2 3MHz 16QAM Mid channel
LTE Band 2 1.4 MHz	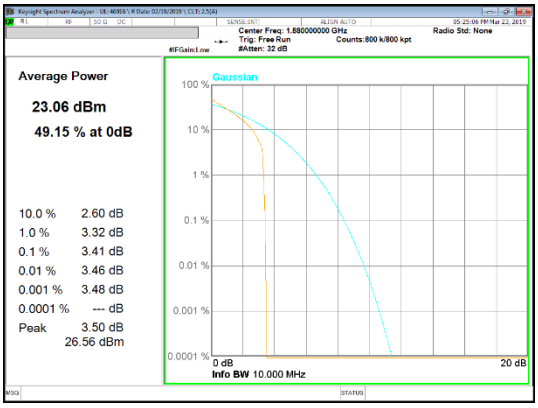 LTE B2 1.4MHz QPSK Mid channel	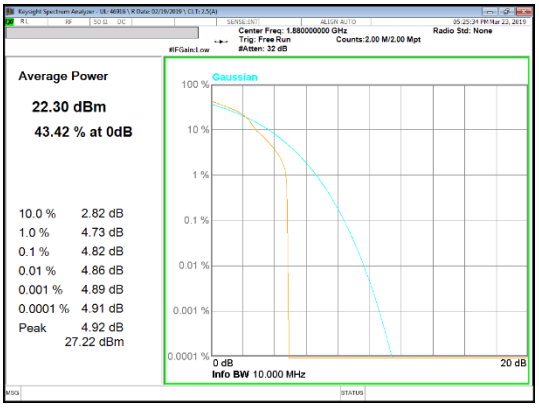 LTE B2 1.4MHz 16QAM Mid channel

UL Korea, Ltd. Suwon Laboratory FORM ID: FCC_22/24/27
218 Maeyeong-ro, Yeongtong-gu, Suwon-si, Gyeonggi-do, 16675, Korea TEL: (031) 337-9902 FAX: (031) 213-5433
UL Korea, Ltd. Confidential
This report shall not be reproduced except in full, without the written approval of UL Korea, Ltd.

LTE Band 5

LTE Band 5 10 MHz	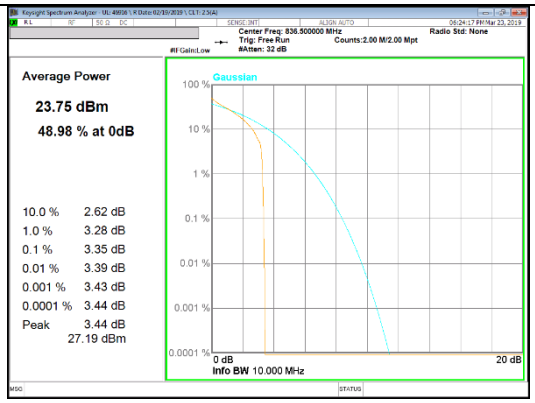 LTE B5 10MHz QPSK Mid channel	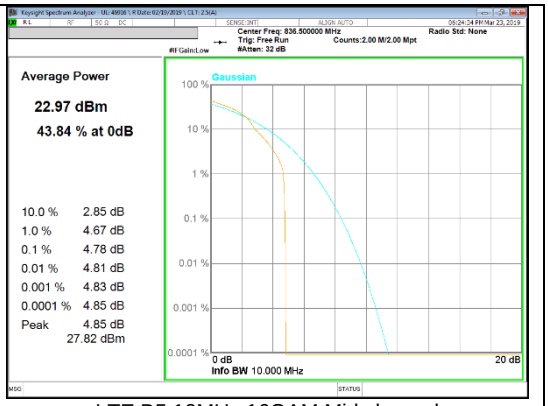 LTE B5 10MHz 16QAM Mid channel
LTE Band 5 5 MHz	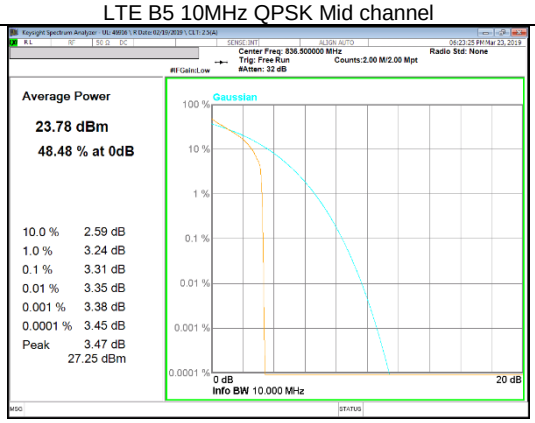 LTE B5 5MHz QPSK Mid channel	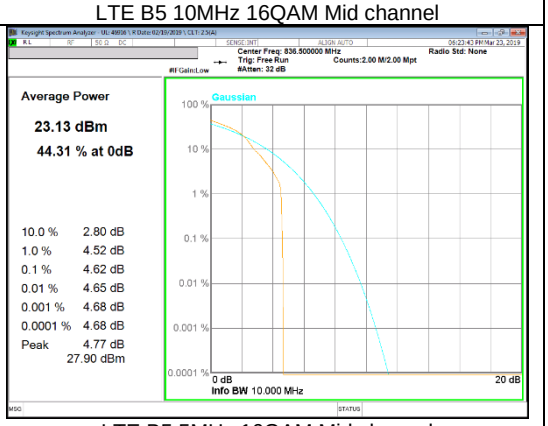 LTE B5 5MHz 16QAM Mid channel
LTE Band 5 3 MHz	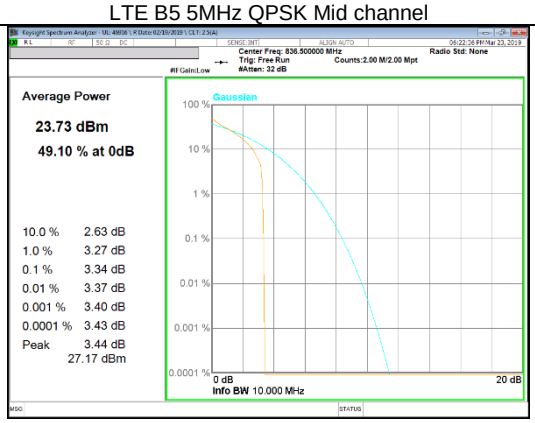 LTE B5 3MHz QPSK Mid channel	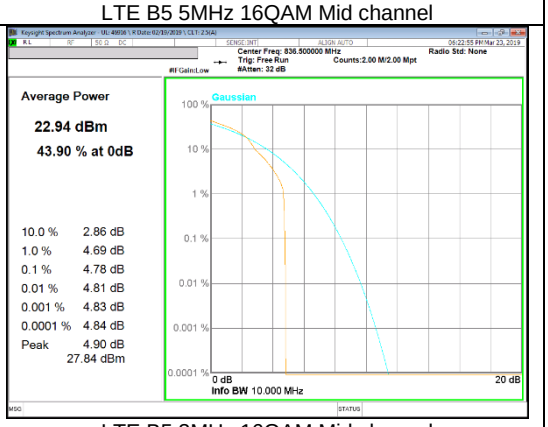 LTE B5 3MHz 16QAM Mid channel
LTE Band 5 1.4 MHz	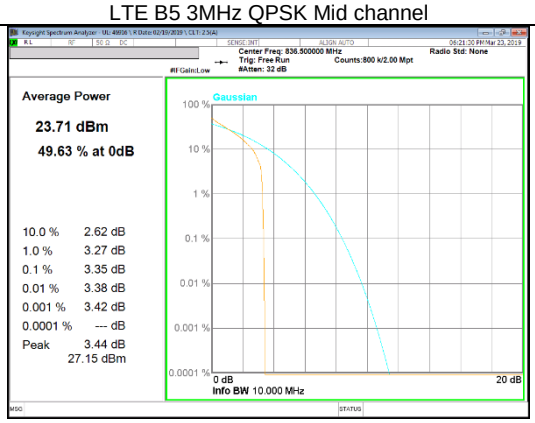 LTE B5 1.4MHz QPSK Mid channel	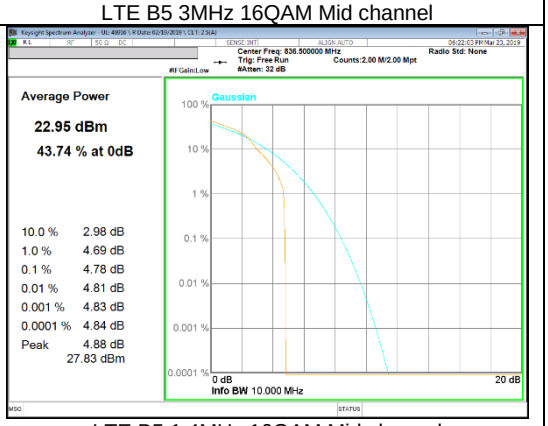 LTE B5 1.4MHz 16QAM Mid channel

UL Korea, Ltd. Suwon Laboratory FORM ID: FCC_22/24/27
218 Maeyeong-ro, Yeongtong-gu, Suwon-si, Gyeonggi-do, 16675, Korea TEL: (031) 337-9902 FAX: (031) 213-5433
UL Korea, Ltd. Confidential
This report shall not be reproduced except in full, without the written approval of UL Korea, Ltd.

LTE Band 12

LTE Band 12 10 MHz	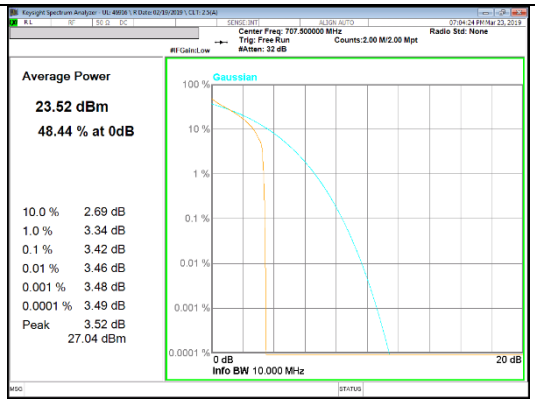 LTE B12 10MHz QPSK Mid channel	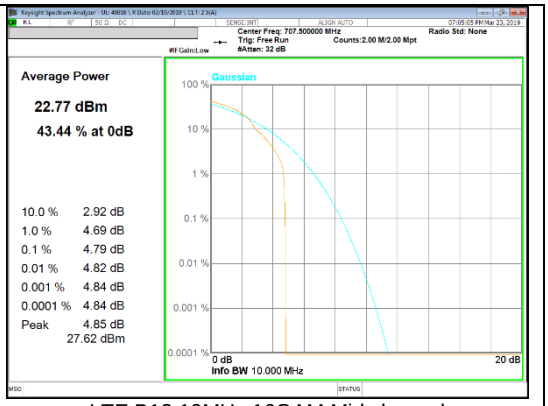 LTE B12 10MHz 16QAM Mid channel
LTE Band 12 5 MHz	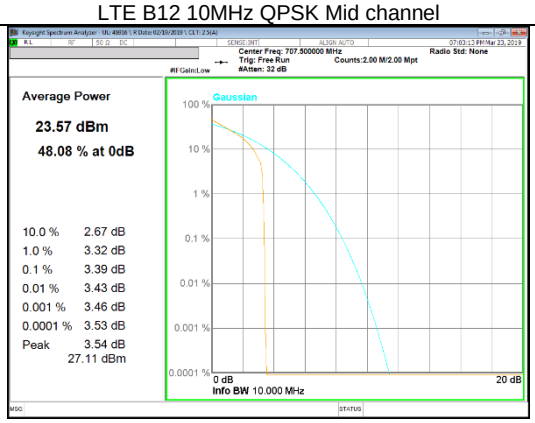 LTE B12 5MHz QPSK Mid channel	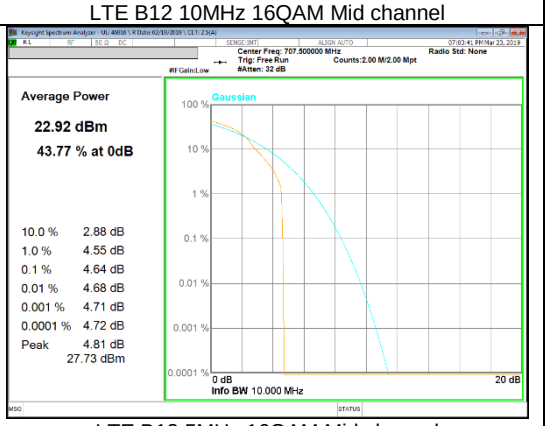 LTE B12 5MHz 16QAM Mid channel
LTE Band 12 3 MHz	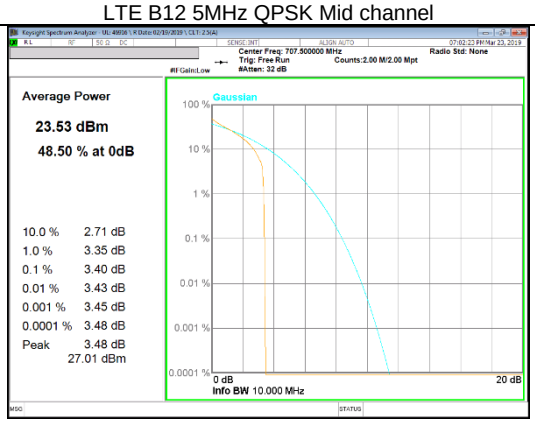 LTE B12 3MHz QPSK Mid channel	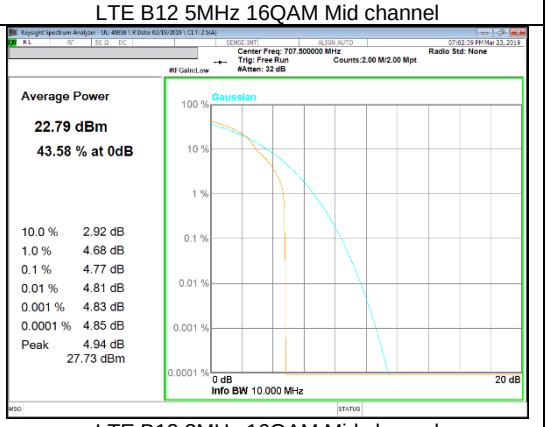 LTE B12 3MHz 16QAM Mid channel
LTE Band 12 1.4 MHz	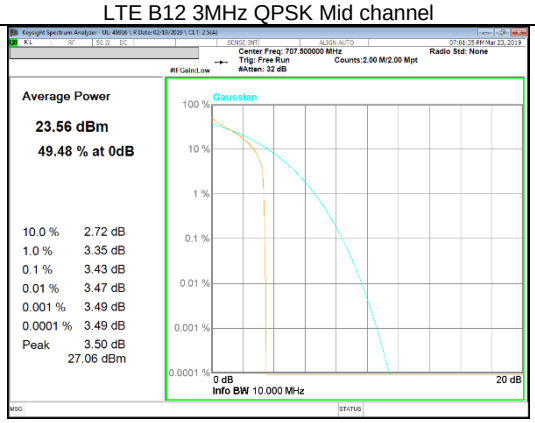 LTE B12 1.4MHz QPSK Mid channel	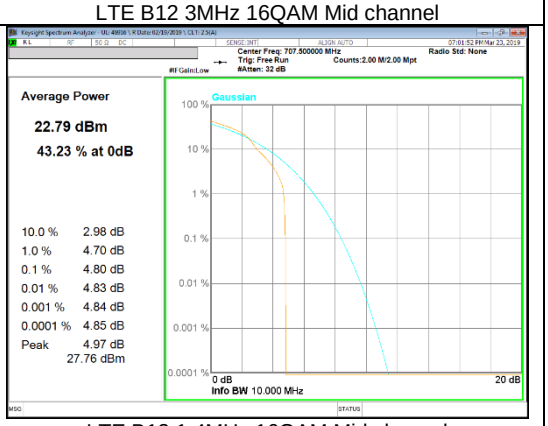 LTE B12 1.4MHz 16QAM Mid channel

UL Korea, Ltd. Suwon Laboratory FORM ID: FCC_22/24/27
218 Maeyeong-ro, Yeongtong-gu, Suwon-si, Gyeonggi-do, 16675, Korea TEL: (031) 337-9902 FAX: (031) 213-5433
UL Korea, Ltd. Confidential
This report shall not be reproduced except in full, without the written approval of UL Korea, Ltd.

LTE Band 13

LTE Band 13 10 MHz	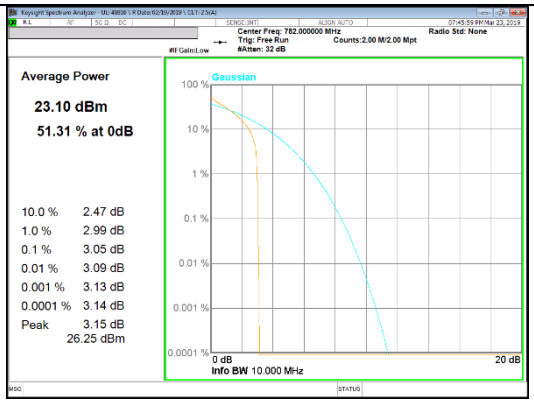 LTE B13 10MHz QPSK Mid channel	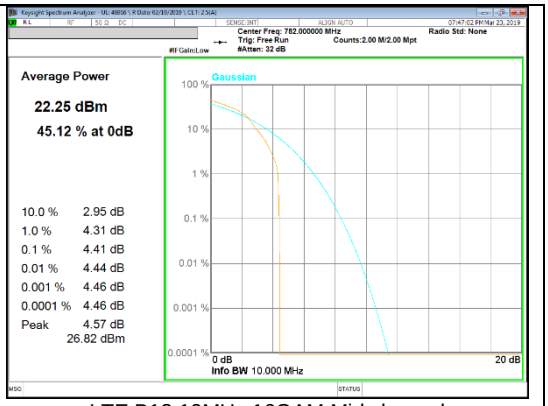 LTE B13 10MHz 16QAM Mid channel
LTE Band 13 5 MHz	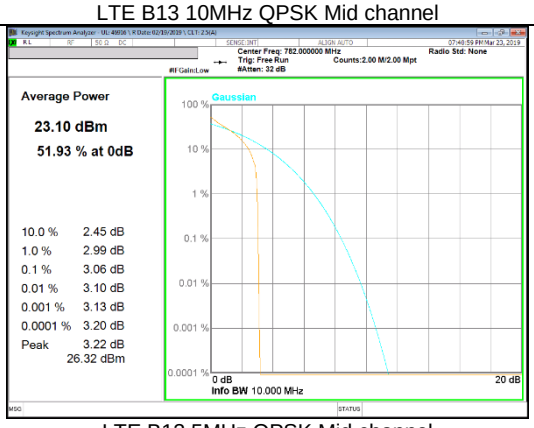 LTE B13 5MHz QPSK Mid channel	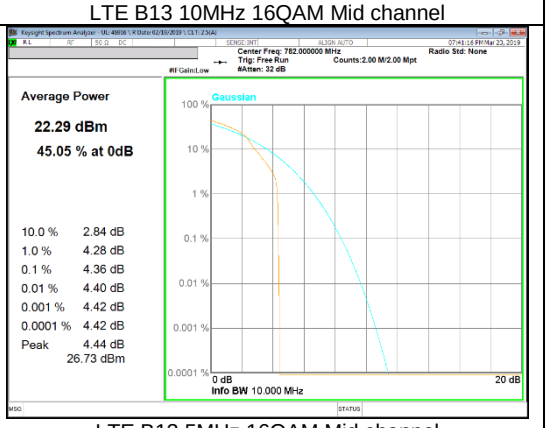 LTE B13 5MHz 16QAM Mid channel

UL Korea, Ltd. Suwon Laboratory FORM ID: FCC_22/24/27
218 Maeyeong-ro, Yeongtong-gu, Suwon-si, Gyeonggi-do, 16675, Korea TEL: (031) 337-9902 FAX: (031) 213-5433
UL Korea, Ltd. Confidential
This report shall not be reproduced except in full, without the written approval of UL Korea, Ltd.

LTE Band 26

LTE Band 26 15 MHz	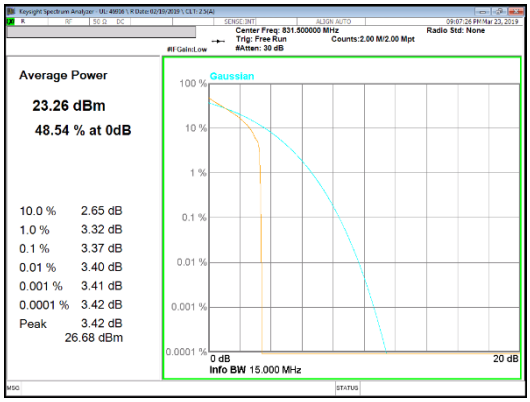 LTE B26 15MHz QPSK Mid channel	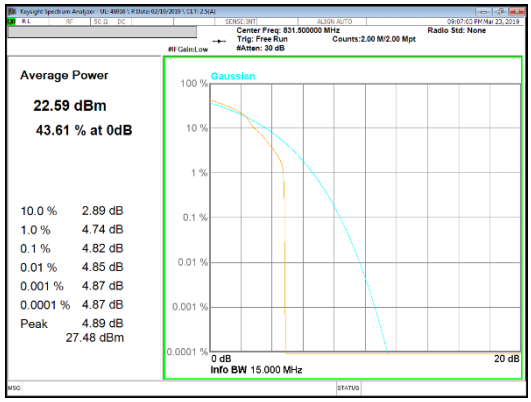 LTE B26 15MHz 16QAM Mid channel
LTE Band 26 10 MHz	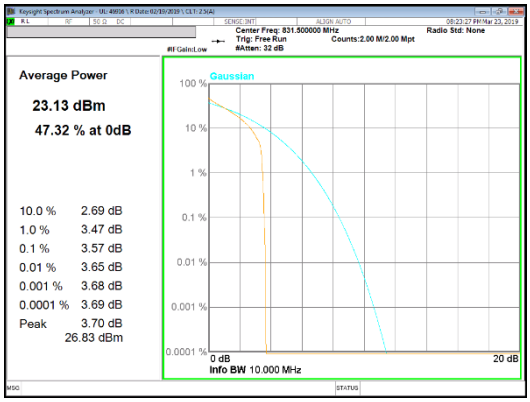 LTE B26 10MHz QPSK Mid channel	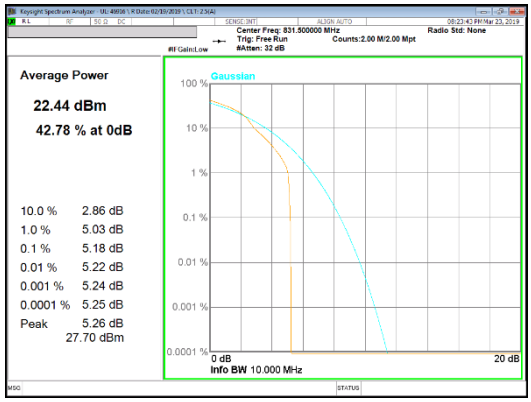 LTE B26 10MHz 16QAM Mid channel
LTE Band 26 5 MHz	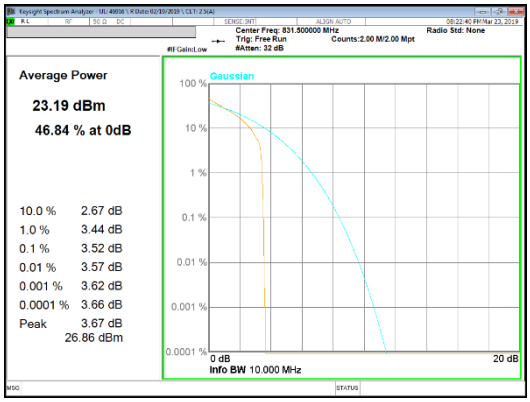 LTE B26 5MHz QPSK Mid channel	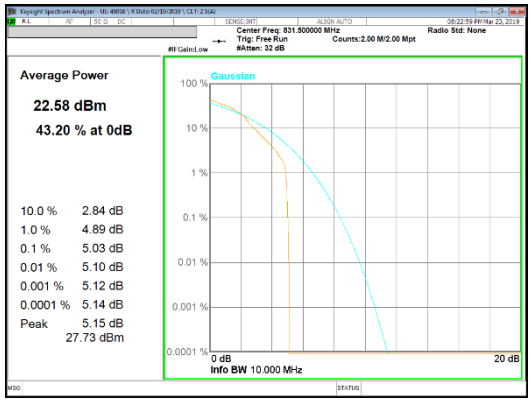 LTE B26 5MHz 16QAM Mid channel

UL Korea, Ltd. Suwon Laboratory FORM ID: FCC_22/24/27
218 Maeyeong-ro, Yeongtong-gu, Suwon-si, Gyeonggi-do, 16675, Korea TEL: (031) 337-9902 FAX: (031) 213-5433
UL Korea, Ltd. Confidential
This report shall not be reproduced except in full, without the written approval of UL Korea, Ltd.

LTE Band 26 3 MHz	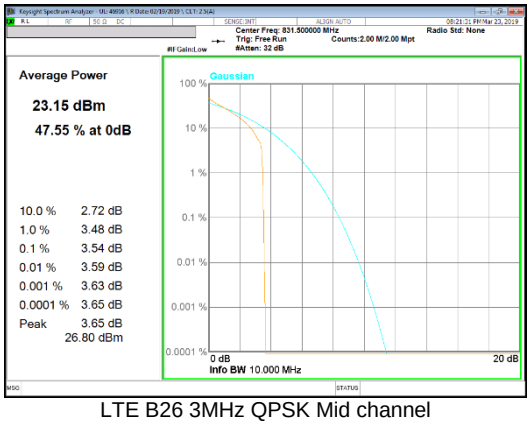 LTE B26 3MHz QPSK Mid channel	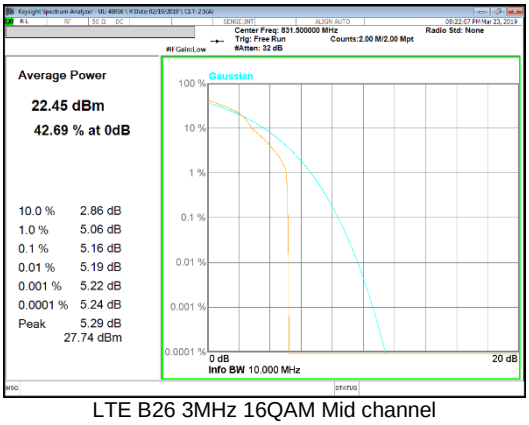 LTE B26 3MHz 16QAM Mid channel
LTE Band 26 1.4 MHz	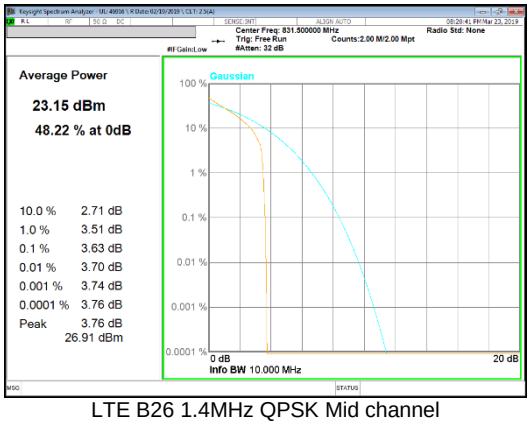 LTE B26 1.4MHz QPSK Mid channel	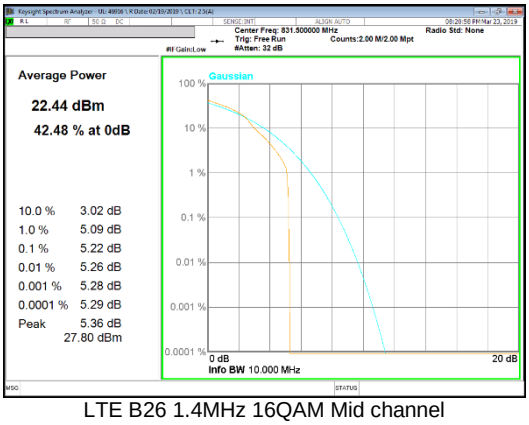 LTE B26 1.4MHz 16QAM Mid channel

UL Korea, Ltd. Suwon Laboratory FORM ID: FCC_22/24/27
218 Maeyeong-ro, Yeongtong-gu, Suwon-si, Gyeonggi-do, 16675, Korea TEL: (031) 337-9902 FAX: (031) 213-5433
UL Korea, Ltd. Confidential
This report shall not be reproduced except in full, without the written approval of UL Korea, Ltd.

LTE Band 41

LTE Band 41 20 MHz	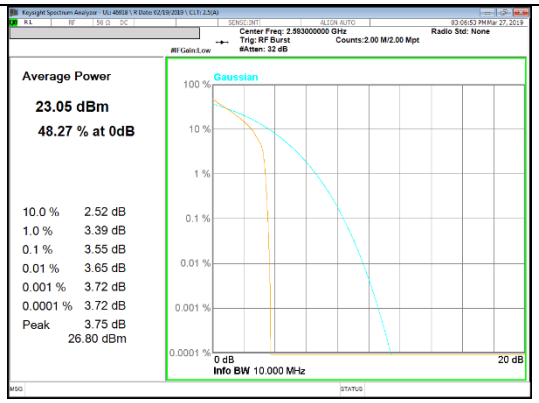 LTE B41 20MHz QPSK Mid channel	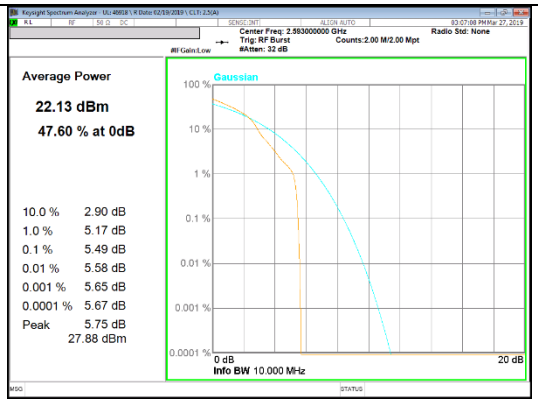 LTE B41 20MHz 16QAM Mid channel
LTE Band 41 15 MHz	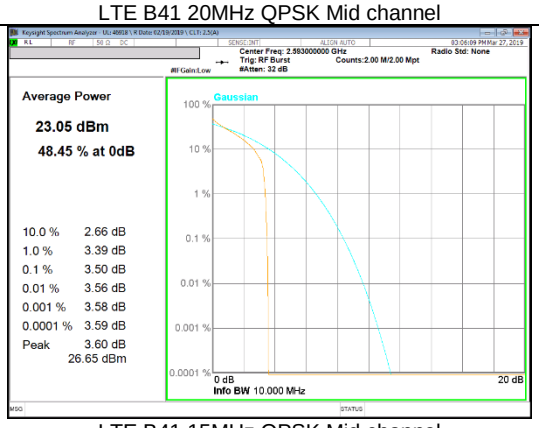 LTE B41 15MHz QPSK Mid channel	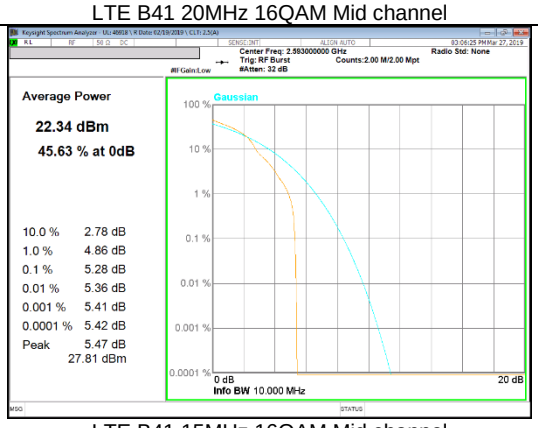 LTE B41 15MHz 16QAM Mid channel
LTE Band 41 10 MHz	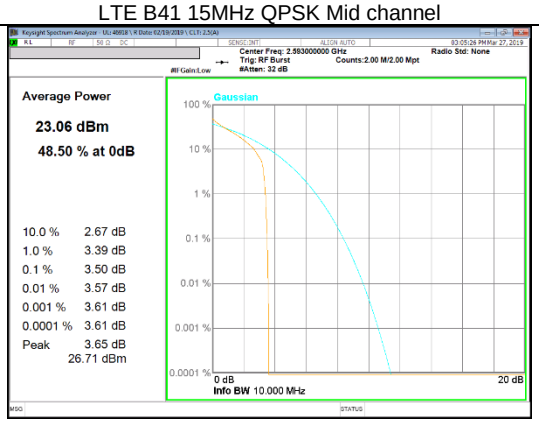 LTE B41 10MHz QPSK Mid channel	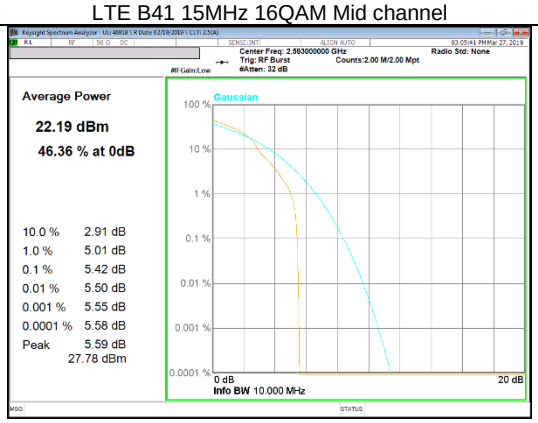 LTE B41 10MHz 16QAM Mid channel
LTE Band 41 5 MHz	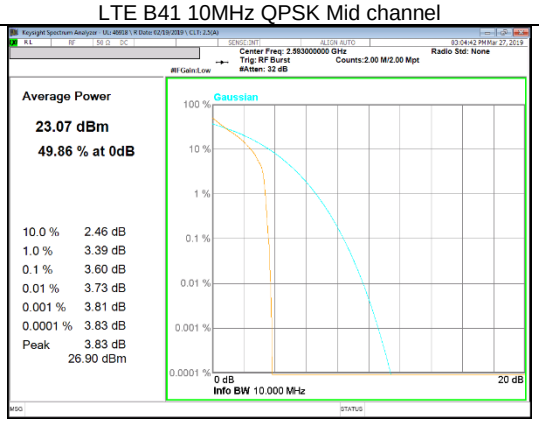 LTE B41 5MHz QPSK Mid channel	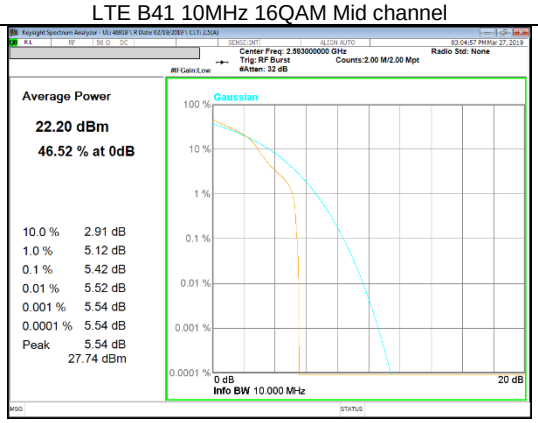 LTE B41 5MHz 16QAM Mid channel

UL Korea, Ltd. Suwon Laboratory FORM ID: FCC_22/24/27
218 Maeyeong-ro, Yeongtong-gu, Suwon-si, Gyeonggi-do, 16675, Korea TEL: (031) 337-9902 FAX: (031) 213-5433
UL Korea, Ltd. Confidential
This report shall not be reproduced except in full, without the written approval of UL Korea, Ltd.

LTE Band 66

LTE Band 66 20 MHz	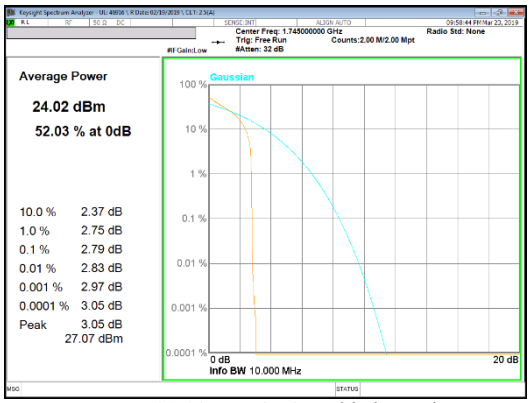 LTE B66 20MHz QPSK Mid channel	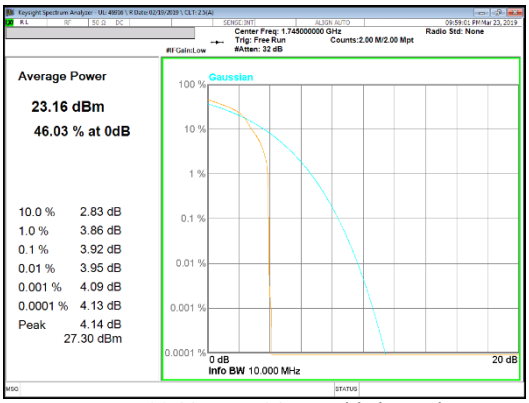 LTE B66 20MHz 16QAM Mid channel
LTE Band 66 15 MHz	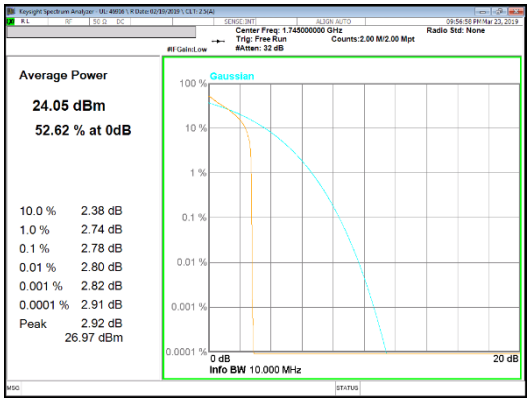 LTE B66 15MHz QPSK Mid channel	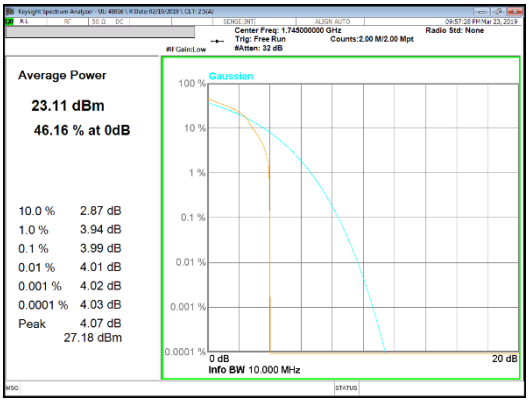 LTE B66 15MHz 16QAM Mid channel
LTE Band 66 10 MHz	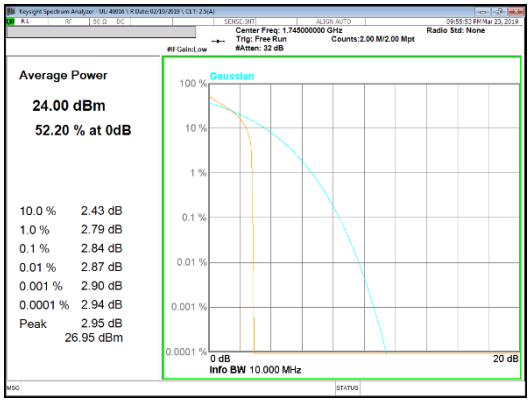 LTE B66 10MHz QPSK Mid channel	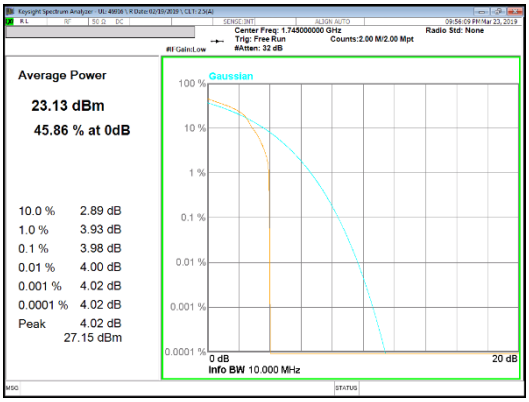 LTE B66 10MHz 16QAM Mid channel

UL Korea, Ltd. Suwon Laboratory FORM ID: FCC_22/24/27
218 Maeyeong-ro, Yeongtong-gu, Suwon-si, Gyeonggi-do, 16675, Korea TEL: (031) 337-9902 FAX: (031) 213-5433
UL Korea, Ltd. Confidential
This report shall not be reproduced except in full, without the written approval of UL Korea, Ltd.

LTE Band 66 5 MHz	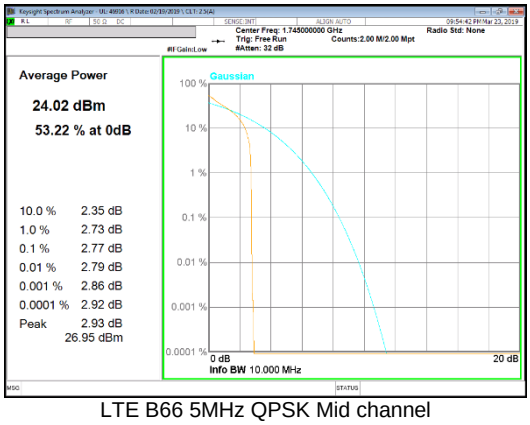 LTE B66 5MHz QPSK Mid channel	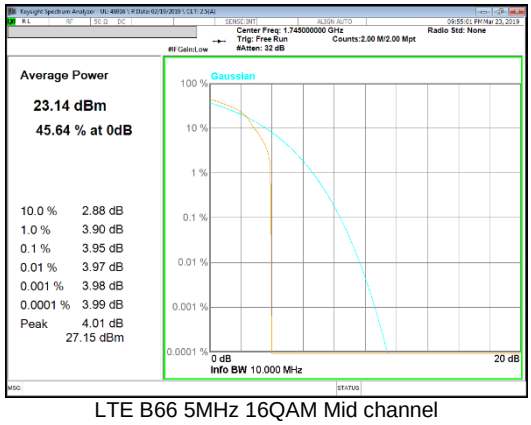 LTE B66 5MHz 16QAM Mid channel
LTE Band 66 3 MHz	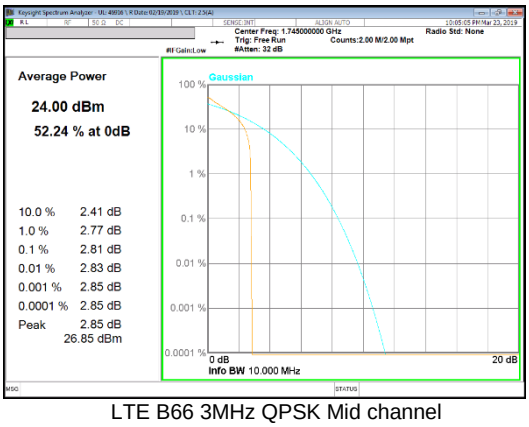 LTE B66 3MHz QPSK Mid channel	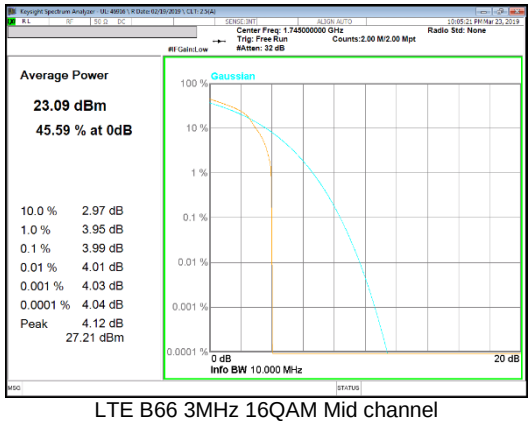 LTE B66 3MHz 16QAM Mid channel
LTE Band 66 1.4 MHz	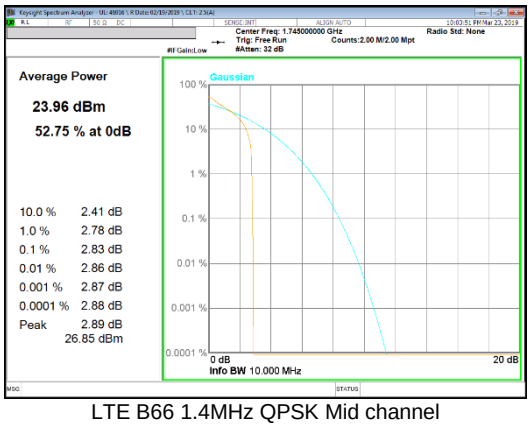 LTE B66 1.4MHz QPSK Mid channel	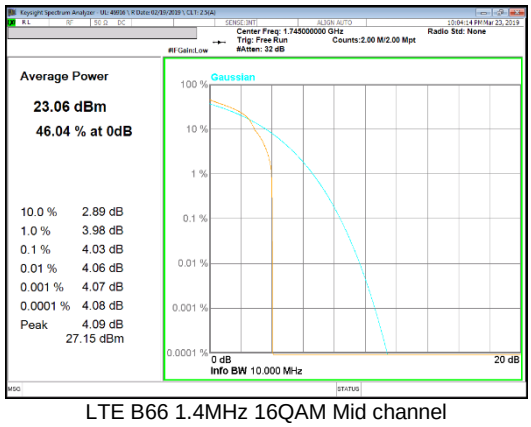 LTE B66 1.4MHz 16QAM Mid channel

UL Korea, Ltd. Suwon Laboratory FORM ID: FCC_22/24/27
218 Maeyeong-ro, Yeongtong-gu, Suwon-si, Gyeonggi-do, 16675, Korea TEL: (031) 337-9902 FAX: (031) 213-5433
UL Korea, Ltd. Confidential
This report shall not be reproduced except in full, without the written approval of UL Korea, Ltd.

LTE Band 17

LTE Band 17 (Frequency range: 704-716 MHz) is covered by LTE Band 12 (Frequency range: 699-716 MHz) due to overlapping frequency range, same maximum tune-up limit and same channel bandwidth.

LTE Band 4

LTE Band 4 (Frequency range: 1710-1755 MHz) is covered by LTE Band 66 (Frequency range: 1710-1780 MHz) due to overlapping frequency range, same maximum tune-up limit and same channel bandwidth.

UL Korea, Ltd. Suwon Laboratory FORM ID: FCC_22/24/27
218 Maeyeong-ro, Yeongtong-gu, Suwon-si, Gyeonggi-do, 16675, Korea TEL: (031) 337-9902 FAX: (031) 213-5433
UL Korea, Ltd. Confidential
This report shall not be reproduced except in full, without the written approval of UL Korea, Ltd.

9. LIMITS AND CONDUCTED RESULTS

9.1. OCCUPIED BANDWIDTH

RULE PART(S)

FCC: §2.1049

LIMITS

For reporting purposes only

TEST PROCEDURE

The transmitter output was connected to a calibrated coaxial cable and coupler, the other end of which was connected to a spectrum analyzer. The occupied bandwidth was measured with the spectrum analyzer at the low, middle and high channel in each band. The -26dB bandwidth was also measured and recorded.

(KDB 971168 D01 Power Meas License Digital Systems v03r01)

RESULTS

See the following pages.

UL Korea, Ltd. Suwon Laboratory FORM ID: FCC_22/24/27
218 Maeyeong-ro, Yeongtong-gu, Suwon-si, Gyeonggi-do, 16675, Korea TEL: (031) 337-9902 FAX: (031) 213-5433
UL Korea, Ltd. Confidential
This report shall not be reproduced except in full, without the written approval of UL Korea, Ltd.

9.1.1. OCCUPIED BANDWIDTH RESULTS

GSM 850

GSM 850

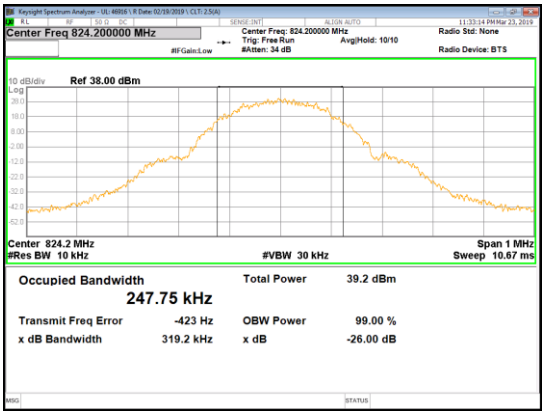

GSM850 GPRS Low channel

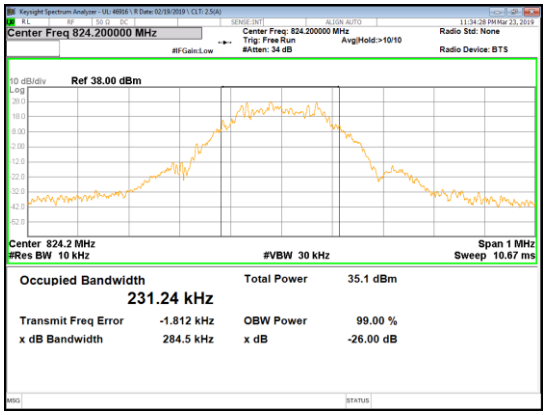

GSM850 EGPRS Low channel

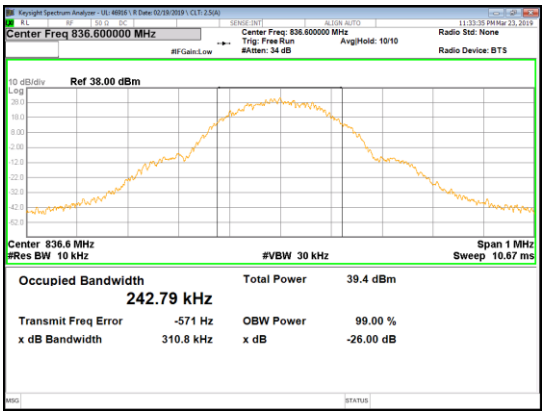

GSM850 GPRS Mid channel

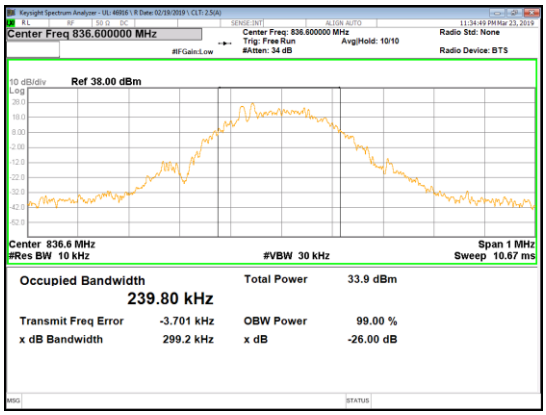

GSM850 EGPRS Mid channel

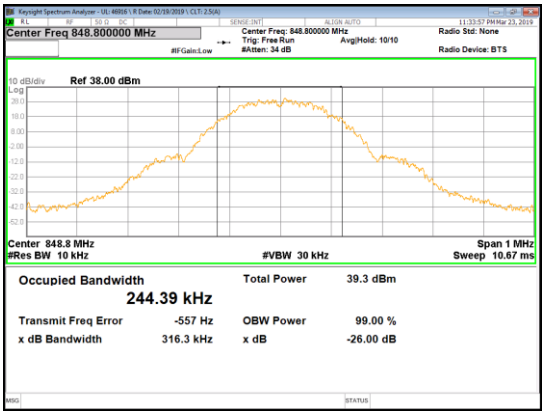

GSM850 GPRS High channel

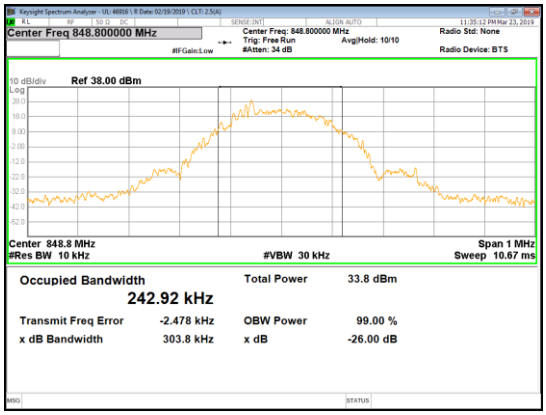

GSM850 EGPRS High channel

UL Korea, Ltd. Suwon Laboratory FORM ID: FCC_22/24/27
218 Maeyeong-ro, Yeongtong-gu, Suwon-si, Gyeonggi-do, 16675, Korea TEL: (031) 337-9902 FAX: (031) 213-5433
UL Korea, Ltd. Confidential
This report shall not be reproduced except in full, without the written approval of UL Korea, Ltd.

GSM 1900

GSM 1900

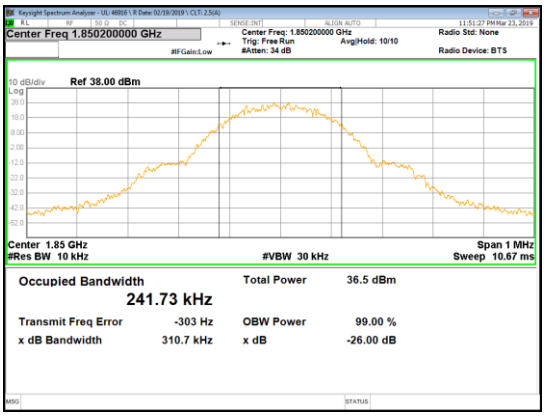

GSM1900 GPRS Low channel

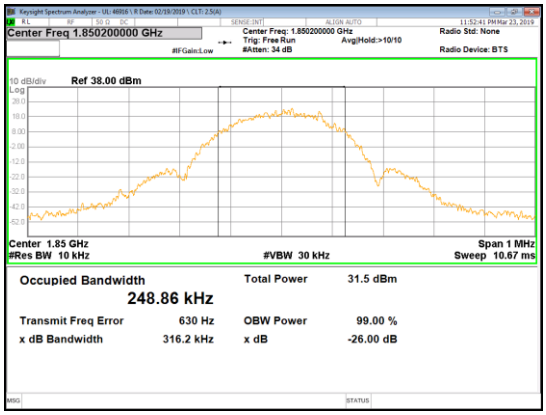

GSM1900 EGPRS Low channel

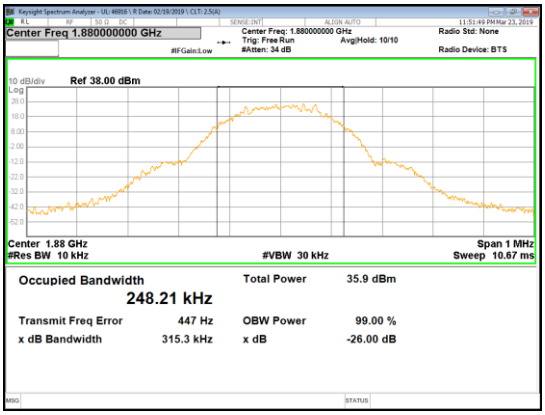

GSM1900 GPRS Mid channel

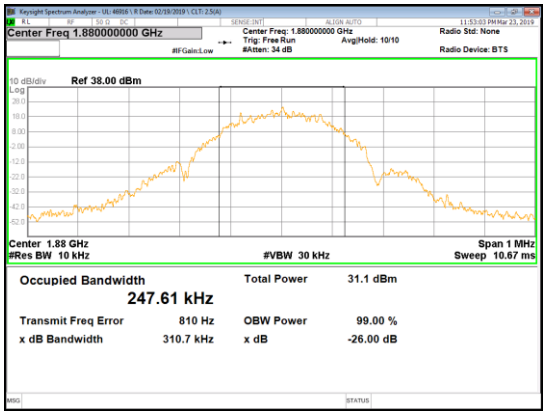

GSM1900 EGPRS Mid channel

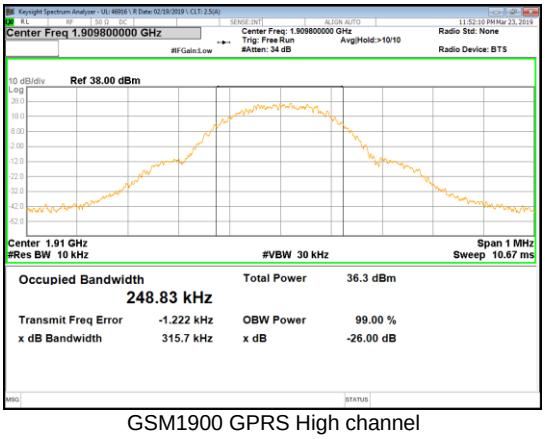

GSM1900 GPRS High channel

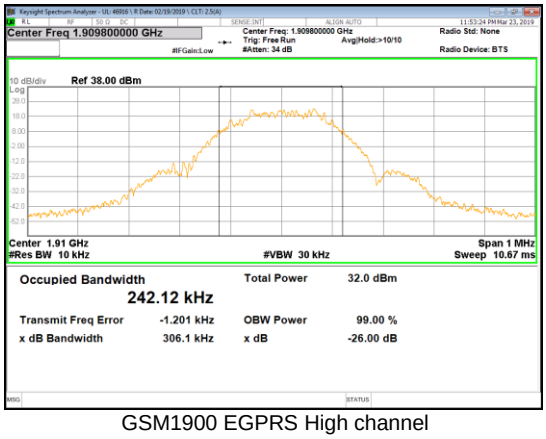

GSM1900 EGPRS High channel

UL Korea, Ltd. Suwon Laboratory FORM ID: FCC_22/24/27
218 Maeyeong-ro, Yeongtong-gu, Suwon-si, Gyeonggi-do, 16675, Korea TEL: (031) 337-9902 FAX: (031) 213-5433
UL Korea, Ltd. Confidential
This report shall not be reproduced except in full, without the written approval of UL Korea, Ltd.

WCDMA Band 5

Band 5	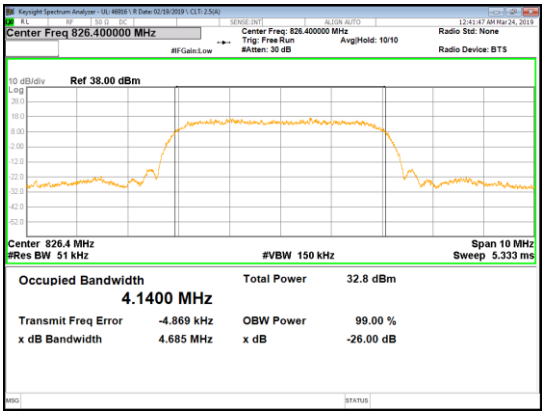 REL99 Low channel	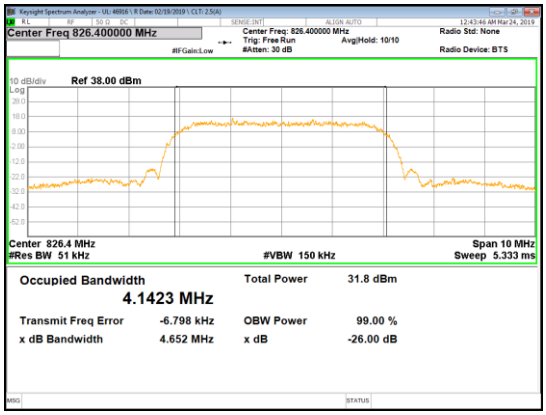 HSDPA Low channel
	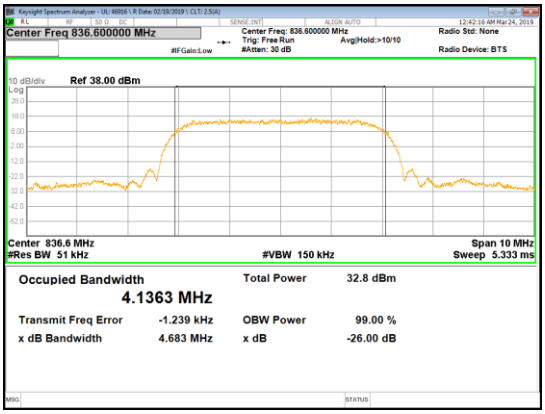 REL99 Mid channel	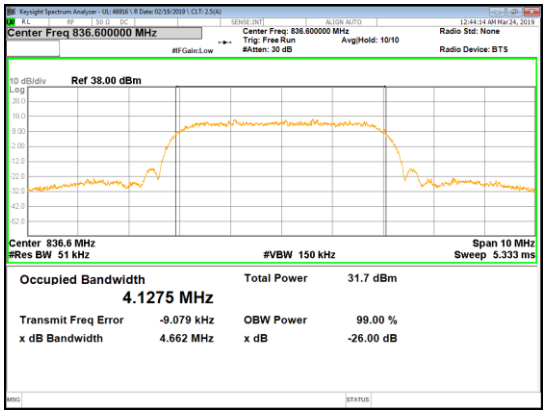 HSDPA Mid channel
	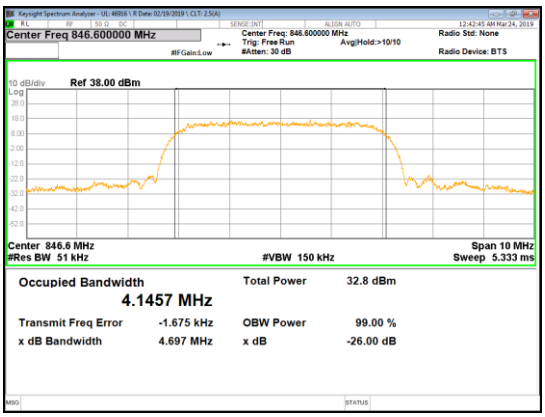 REL99 High channel	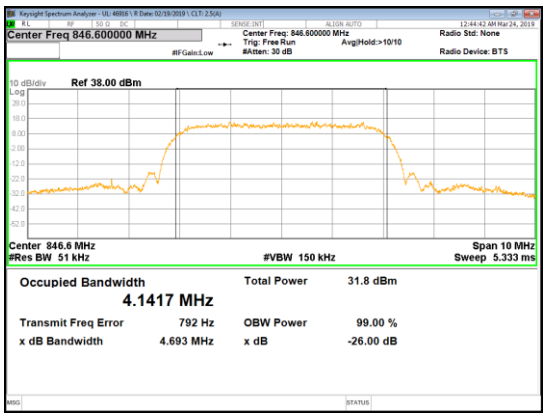 HSDPA High channel

UL Korea, Ltd. Suwon Laboratory FORM ID: FCC_22/24/27
218 Maeyeong-ro, Yeongtong-gu, Suwon-si, Gyeonggi-do, 16675, Korea TEL: (031) 337-9902 FAX: (031) 213-5433
UL Korea, Ltd. Confidential
This report shall not be reproduced except in full, without the written approval of UL Korea, Ltd.

WCDMA Band 4

Band 4	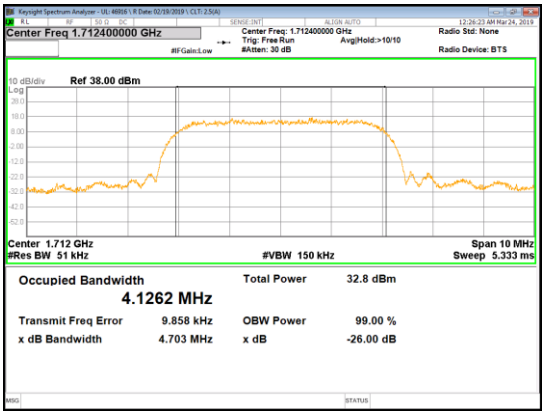 REL99 Low channel	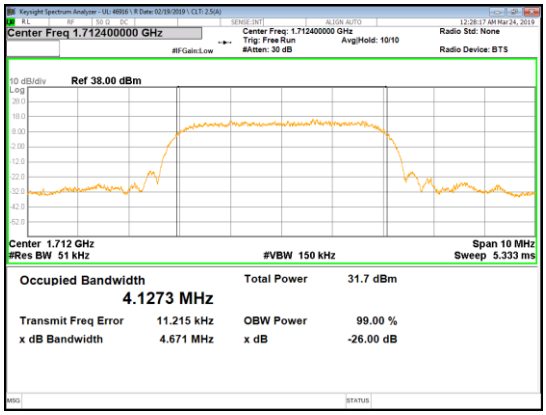 HSDPA Low channel
	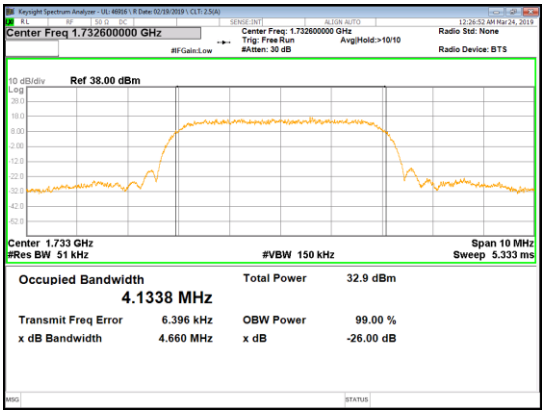 REL99 Mid channel	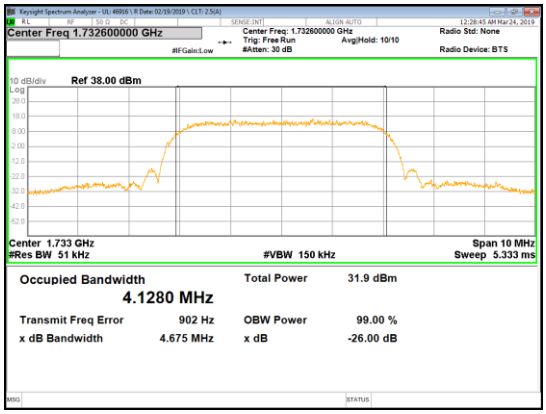 HSDPA Mid channel
	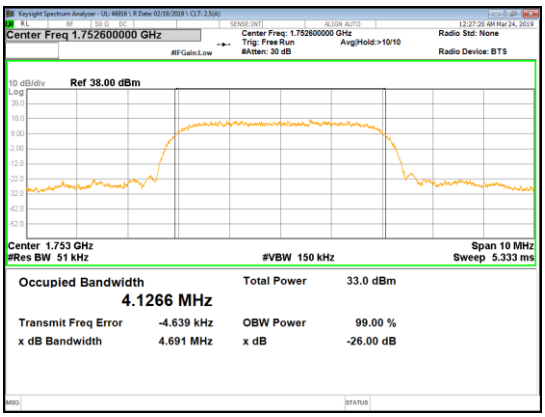 REL99 High channel	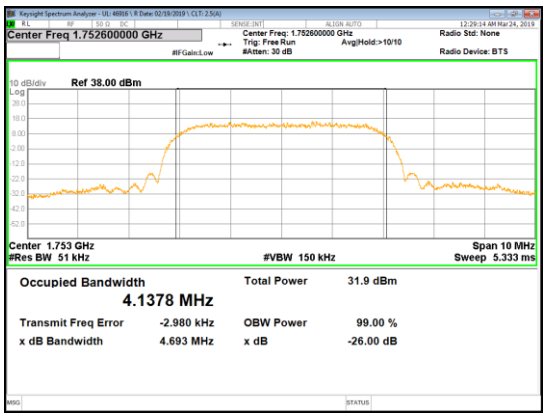 HSDPA High channel

UL Korea, Ltd. Suwon Laboratory FORM ID: FCC_22/24/27
218 Maeyeong-ro, Yeongtong-gu, Suwon-si, Gyeonggi-do, 16675, Korea TEL: (031) 337-9902 FAX: (031) 213-5433
UL Korea, Ltd. Confidential
This report shall not be reproduced except in full, without the written approval of UL Korea, Ltd.

WCDMA Band 2

Band 2	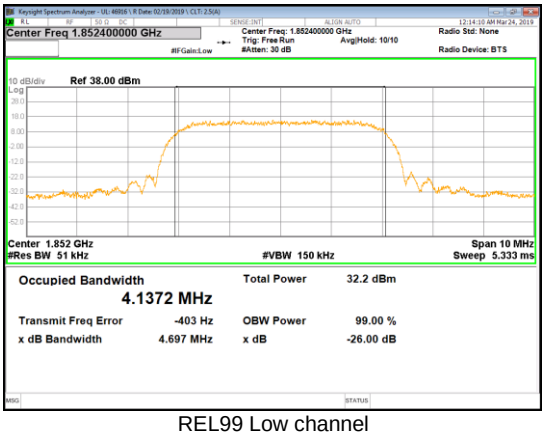 REL99 Low channel	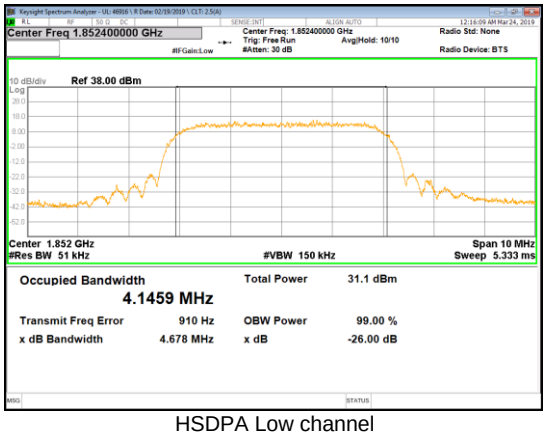 HSDPA Low channel
	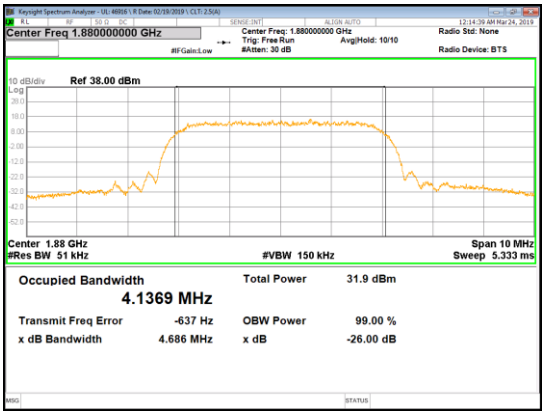 REL99 Mid channel	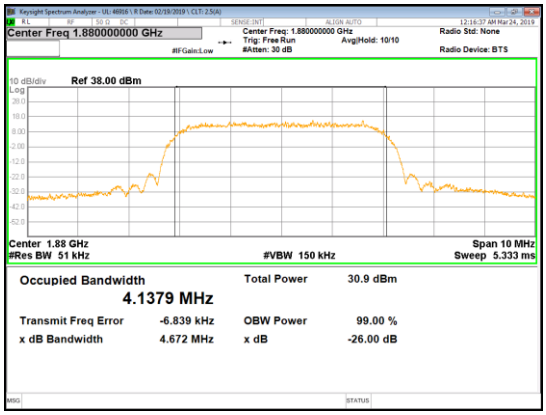 HSDPA Mid channel
	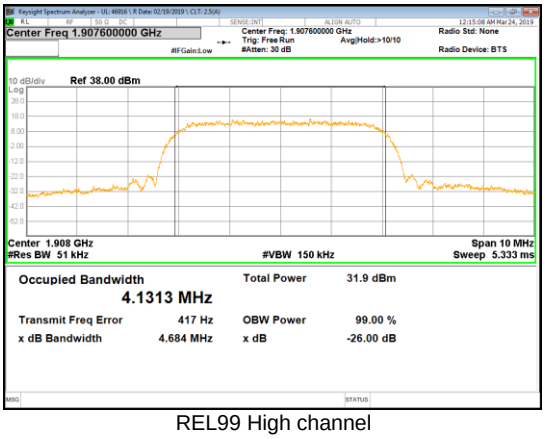 REL99 High channel	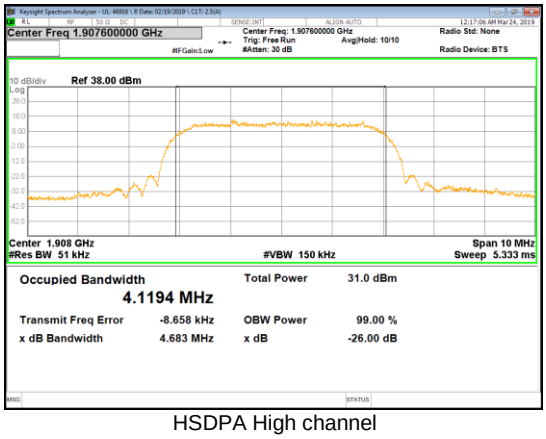 HSDPA High channel

UL Korea, Ltd. Suwon Laboratory FORM ID: FCC_22/24/27
218 Maeyeong-ro, Yeongtong-gu, Suwon-si, Gyeonggi-do, 16675, Korea TEL: (031) 337-9902 FAX: (031) 213-5433
UL Korea, Ltd. Confidential
This report shall not be reproduced except in full, without the written approval of UL Korea, Ltd.

LTE Band 2

Band 2 20MHz	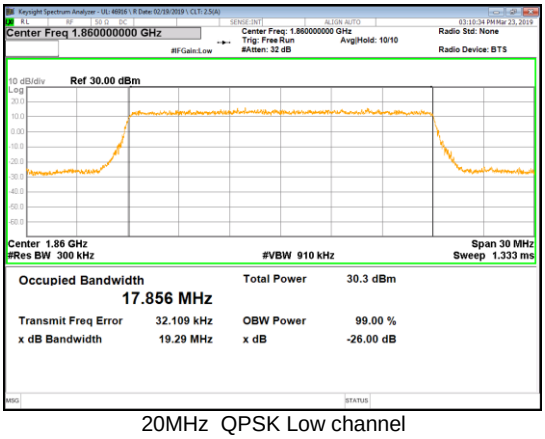 20MHz QPSK Low channel	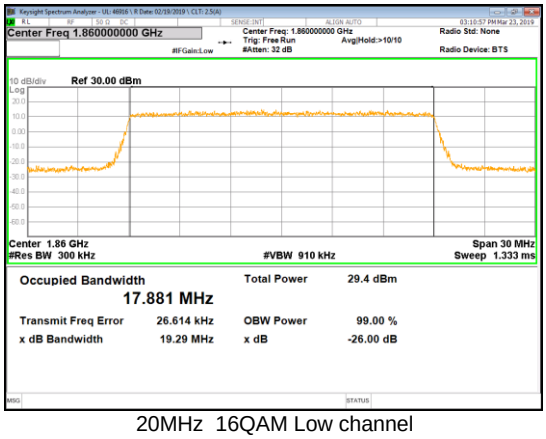 20MHz 16QAM Low channel
	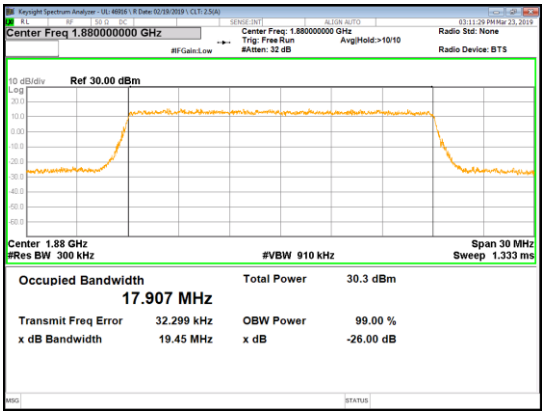 20MHz QPSK Mid channel	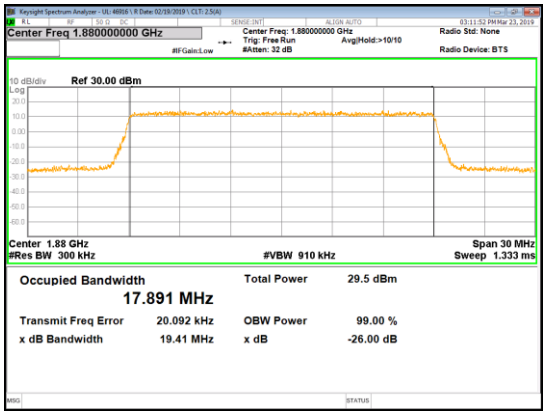 20MHz 16QAM Mid channel
	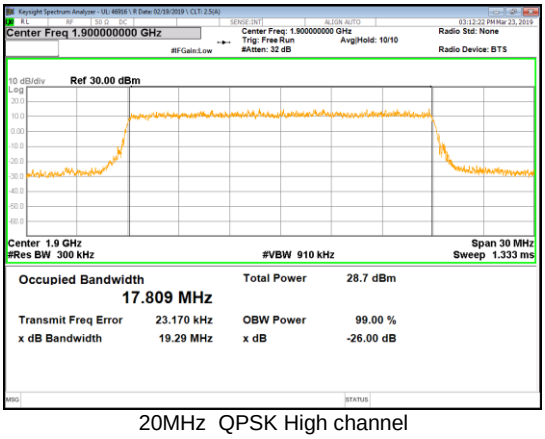 20MHz QPSK High channel	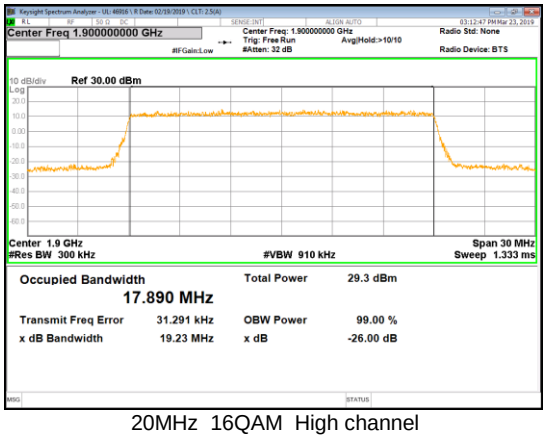 20MHz 16QAM High channel

UL Korea, Ltd. Suwon Laboratory FORM ID: FCC_22/24/27
218 Maeyeong-ro, Yeongtong-gu, Suwon-si, Gyeonggi-do, 16675, Korea TEL: (031) 337-9902 FAX: (031) 213-5433
UL Korea, Ltd. Confidential
This report shall not be reproduced except in full, without the written approval of UL Korea, Ltd.