HARMONICS AND SPURIOUS EMISSIONS

LOW CHANNEL HORIZONTAL

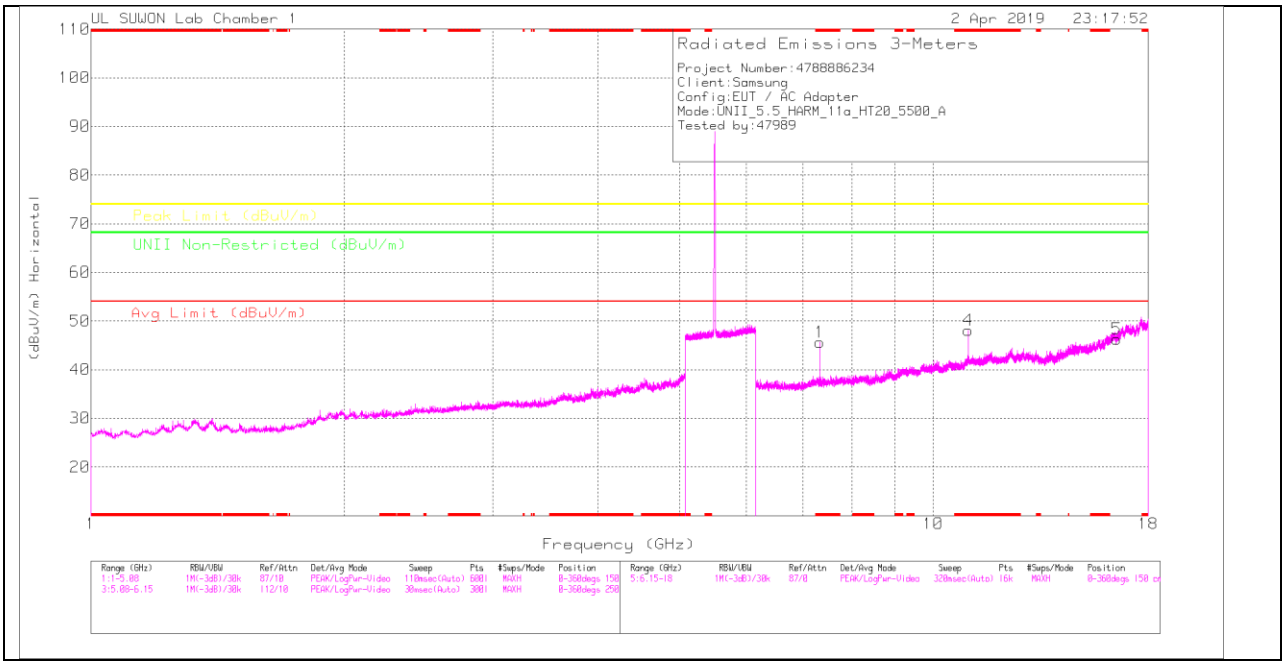

LOW CHANNEL VERTICAL

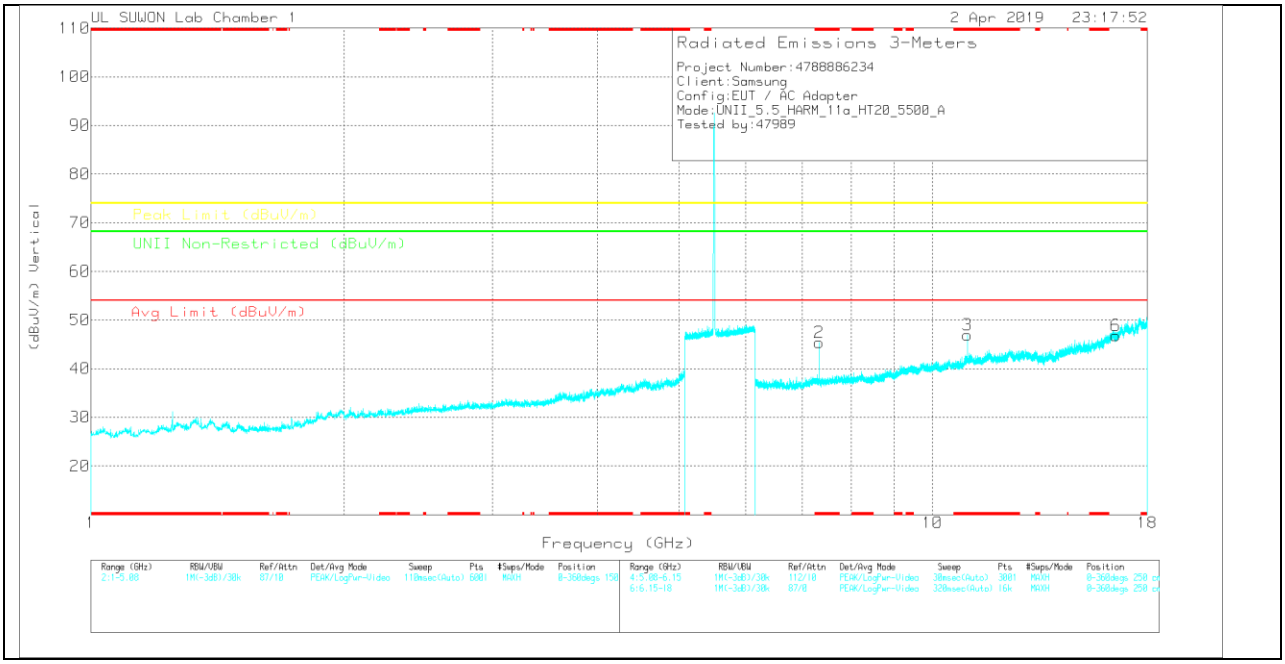

Note: Emission was scanned up to 40GHz; No emissions were detected above the noise floor which was at least 20dB below the specification limit.

LOW CHANNEL DATA

Trace Markers

UL Korea, Ltd. Confidential
This report shall not be reproduced except in full, without the written approval of UL Korea, Ltd.

Marker	Frequency (GHz)	Meter Reading (dBuV)	Det	3117_00168717	6GHz_HP[dB]	DC Corr (dB)	Corrected Reading (dBuV/m)	Avg Limit (dBuV/m)	Margin (dB)	Peak Limit (dBuV/m)	Margin (dB)	UNII Non-Restricted (dBuV/m)	Margin (dB)	Azimuth (Degs)	Height (cm)	Polarity
1	* 7.333	37.05	PK	35.8	-27.2	0	45.65	-	-	74	-28.35	-	-	0-360	150	H
4	* 10.999	31.52	PK	38.2	-21.6	0	48.12	-	-	74	-25.88	-	-	0-360	150	H
5	16.503	24.88	PK	40.9	-19.5	0	46.28	-	-	-	-	68.2	-21.92	0-360	150	H
2	* 7.333	36.78	PK	35.8	-27.2	0	45.38	-	-	74	-28.62	-	-	0-360	150	V
3	* 11	30.27	PK	38.2	-21.6	0	46.87	-	-	74	-27.13	-	-	0-360	150	V
6	16.501	25.26	PK	40.9	-19.4	0	46.76	-	-	-	-	68.2	-21.44	0-360	150	V

* - indicates frequency in CFR47 Pt 15 / IC RSS-Restricted Band
PK – Peak Detector

Radiated Emissions

Frequency (GHz)	Meter Reading (dBuV)	Det	3117_00168717	6GHz_HP[dB]	DC Corr (dB)	Corrected Reading (dBuV/m)	Avg Limit (dBuV/m)	Margin (dB)	Peak Limit (dBuV/m)	Margin (dB)	UNII Non-Restricted (dBuV/m)	Margin (dB)	Azimuth (Degs)	Height (cm)	Polarity
* 7.333	43.52	PK-U	35.8	-27.2	0	52.12	-	-	74	-21.88	-	-	163	320	H
* 7.333	35.9	ADR	35.8	-27.2	0	44.5	54	-9.5	-	-	-	-	163	320	H
* 7.333	43.04	PK-U	35.8	-27.2	0	51.64	-	-	74	-22.36	-	-	155	100	V
* 7.333	36.02	ADR	35.8	-27.2	0	44.62	54	-9.38	-	-	-	-	155	100	V
* 11	39.05	PK-U	38.2	-21.6	0	55.65	-	-	74	-18.35	-	-	206	152	V
* 11	29.1	ADR	38.2	-21.6	0	45.7	54	-8.3	-	-	-	-	206	152	V
* 11	41.62	PK-U	38.2	-21.6	0	58.22	-	-	74	-15.78	-	-	220	165	H
* 11	32.28	ADR	38.2	-21.6	0	48.88	54	-5.12	-	-	-	-	220	165	H

* - indicates frequency in CFR47 Pt 15 / IC RSS-Restricted Band
PK-U - U-NII: Maximum Peak
ADR - U-NII AD primary method, RMS average

UL Korea, Ltd. Confidential
This report shall not be reproduced except in full, without the written approval of UL Korea, Ltd.

MID CHANNEL HORIZONTAL

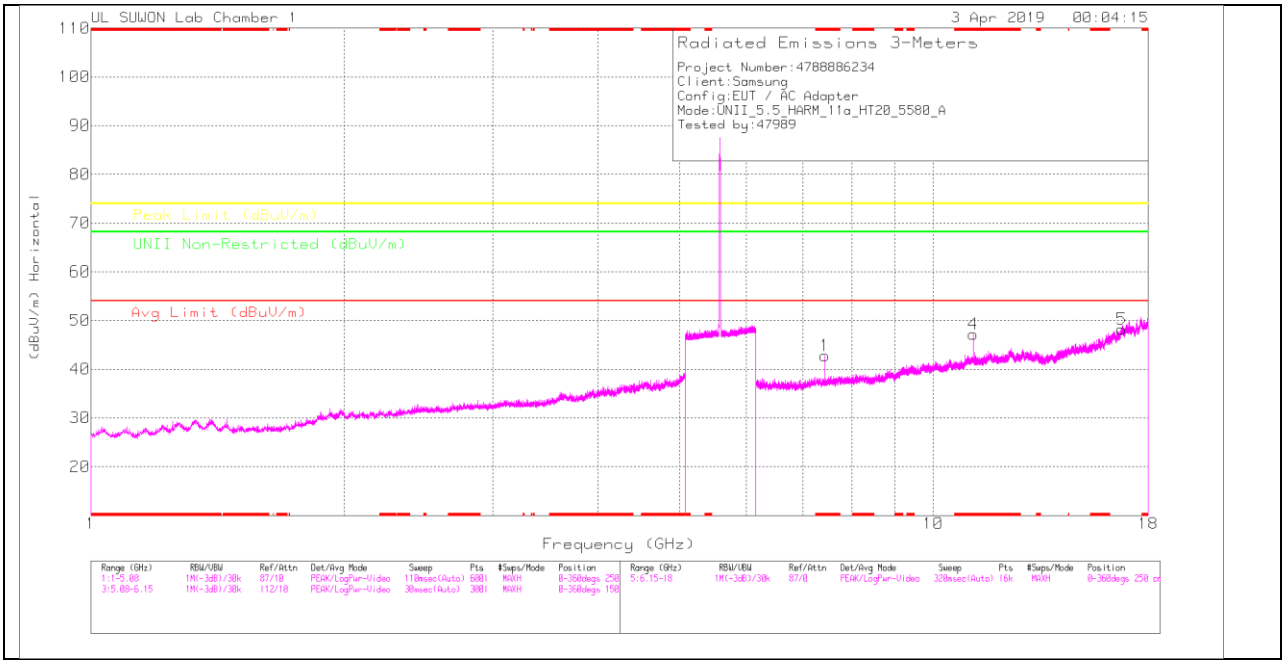

MID CHANNEL VERTICAL

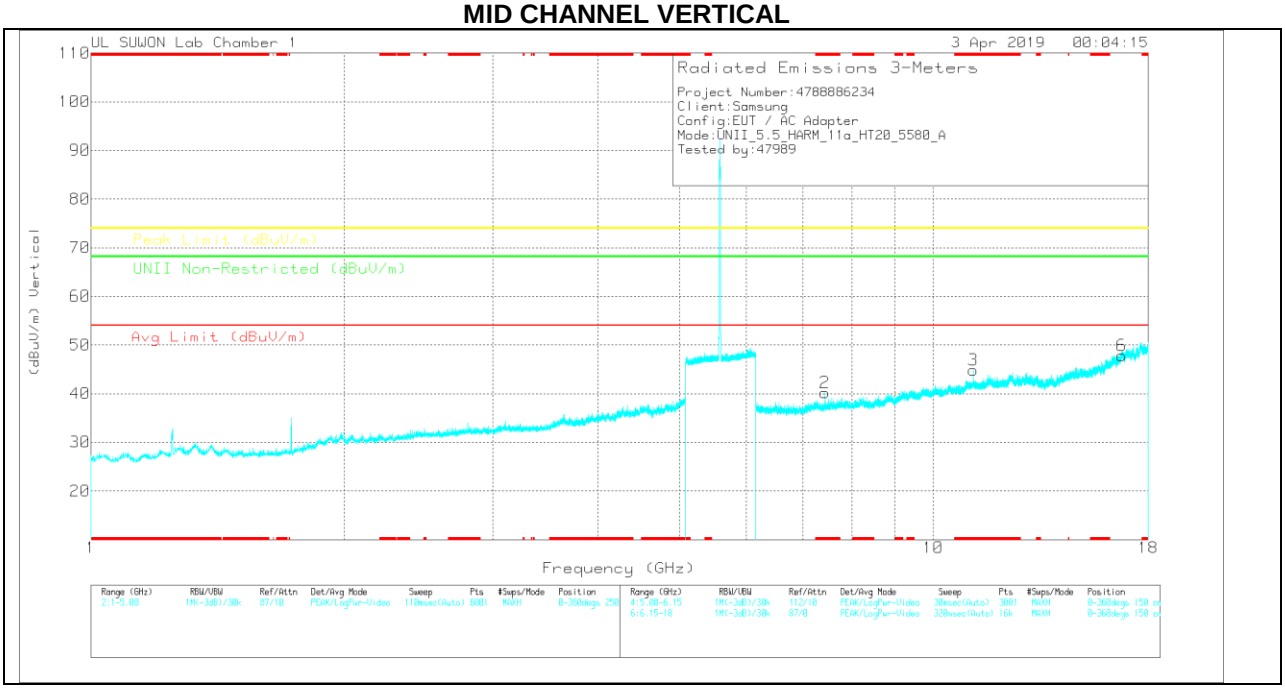

Note: Emission was scanned up to 40GHz; No emissions were detected above the noise floor which was at least 20dB below the specification limit.

UL Korea, Ltd. Confidential
This report shall not be reproduced except in full, without the written approval of UL Korea, Ltd.

MID CHANNEL DATA

Trace Markers

Marker	Frequency (GHz)	Meter Reading (dBuV)	Det	3117_00168717	6GHz_HP[dB]	DC Corr (dB)	Corrected Reading (dBuV/m)	Avg Limit (dBuV/m)	Margin (dB)	Peak Limit (dBuV/m)	Margin (dB)	UNII Non-Restricted (dBuV/m)	Margin (dB)	Azimuth (Degs)	Height (cm)	Polarity
1	* 7.439	34.24	PK	35.8	-27.3	0	42.74	-	-	74	-31.26	-	-	0-360	150	H
4	* 11.16	31.26	PK	38.3	-22.4	0	47.16	-	-	74	-26.84	-	-	0-360	150	H
5	16.743	24.25	PK	41.3	-17.3	0	48.25	-	-	-	-	68.2	-19.95	0-360	250	H
2	* 7.439	31.67	PK	35.8	-27.3	0	40.17	-	-	74	-33.83	-	-	0-360	150	V
3	* 11.16	28.94	PK	38.3	-22.4	0	44.84	-	-	74	-29.16	-	-	0-360	150	V
6	16.741	23.87	PK	41.3	-17.3	0	47.87	-	-	-	-	68.2	-20.33	0-360	150	V

* - indicates frequency in CFR47 Pt 15 / IC RSS-Restricted Band
PK – Peak Detector

Radiated Emissions

Frequency (GHz)	Meter Reading (dBuV)	Det	3117_00168717	6GHz_HP[dB]	DC Corr (dB)	Corrected Reading (dBuV/m)	Avg Limit (dBuV/m)	Margin (dB)	Peak Limit (dBuV/m)	Margin (dB)	UNII Non-Restricted (dBuV/m)	Margin (dB)	Azimuth (Degs)	Height (cm)	Polarity
* 7.44	42.7	PK-U	35.8	-27.4	0	51.1	-	-	74	-22.9	-	-	247	181	H
* 7.44	35.12	ADR	35.8	-27.3	0	43.62	54	-10.38	-	-	-	-	247	181	H
* 7.44	42.03	PK-U	35.8	-27.4	0	50.43	-	-	74	-23.57	-	-	200	181	V
* 7.44	33.31	ADR	35.8	-27.4	0	41.71	54	-12.29	-	-	-	-	200	181	V
* 11.16	39.39	PK-U	38.3	-22.4	0	55.29	-	-	74	-18.71	-	-	184	147	V
* 11.16	27.73	ADR	38.3	-22.4	0	43.63	54	-10.37	-	-	-	-	184	147	V
* 11.16	39.9	PK-U	38.3	-22.4	0	55.8	-	-	74	-18.2	-	-	220	158	H
* 11.16	29.96	ADR	38.3	-22.4	0	45.86	54	-8.14	-	-	-	-	220	158	H

* - indicates frequency in CFR47 Pt 15 / IC RSS-Restricted Band
PK-U - U-NII: Maximum Peak
ADR - U-NII AD primary method, RMS average

UL Korea, Ltd. Confidential
This report shall not be reproduced except in full, without the written approval of UL Korea, Ltd.

HIGH CHANNEL HORIZONTAL

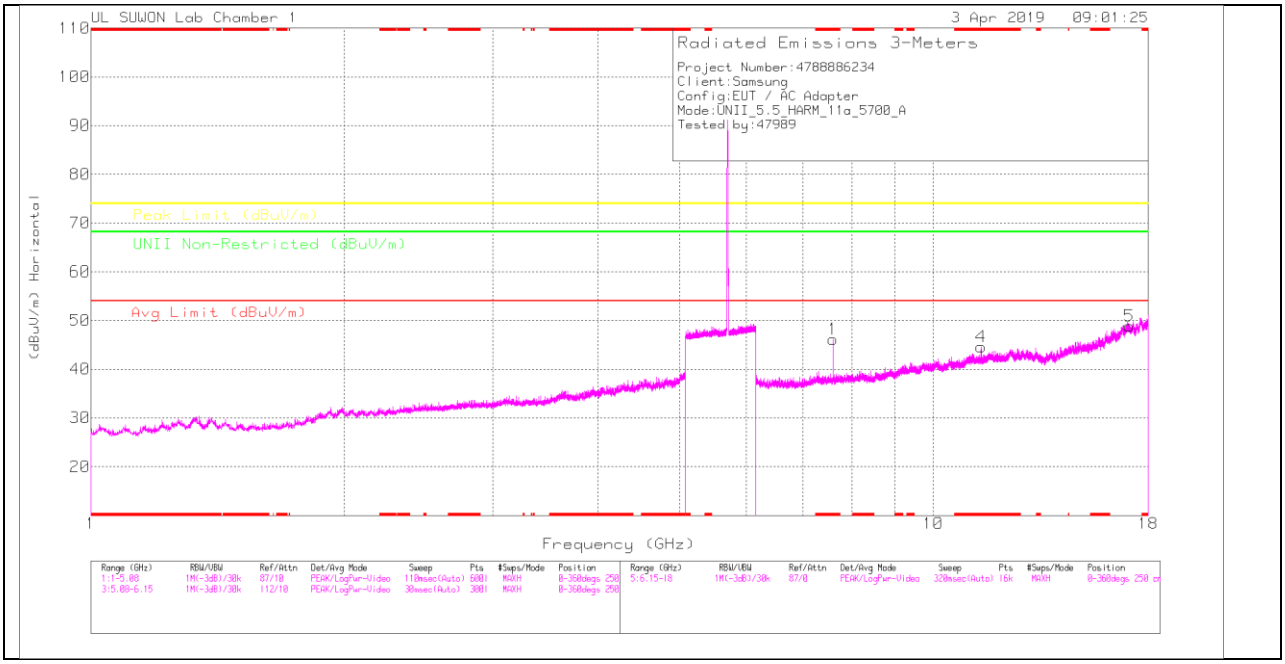

HIGH CHANNEL VERTICAL

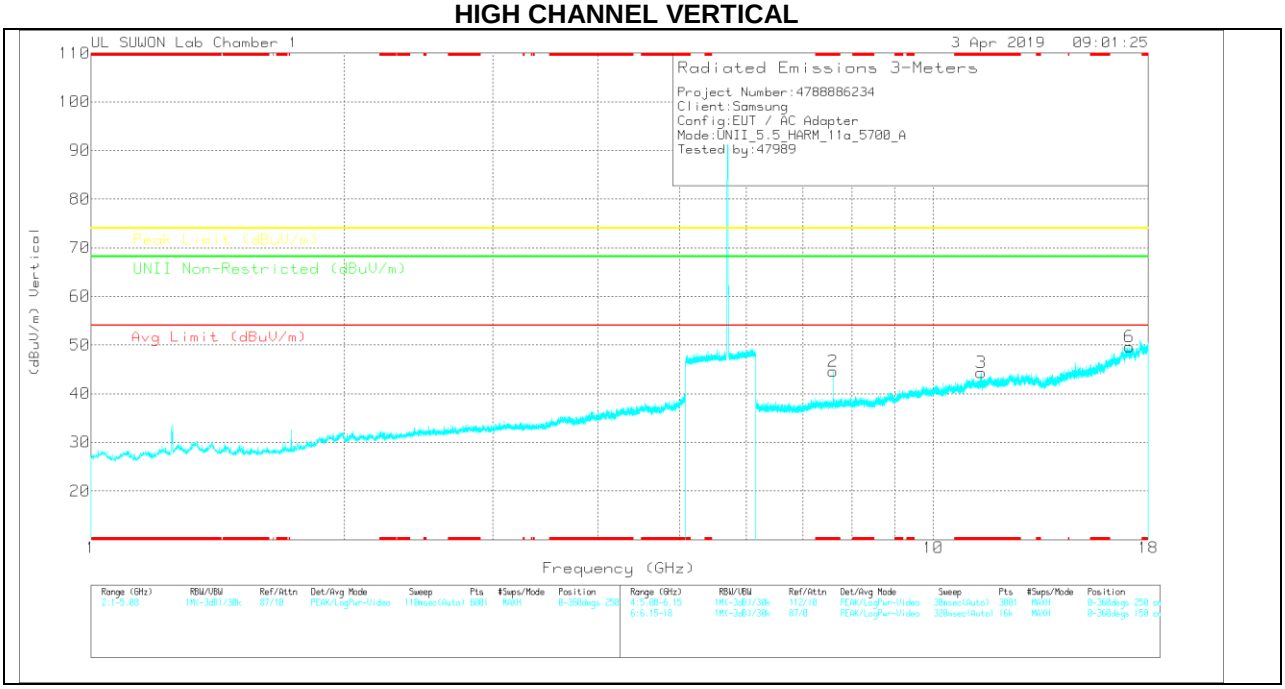

Note: Emission was scanned up to 40GHz; No emissions were detected above the noise floor which was at least 20dB below the specification limit.

UL Korea, Ltd. Confidential
This report shall not be reproduced except in full, without the written approval of UL Korea, Ltd.

HIGH CHANNEL DATA

Trace Markers

Marker	Frequency (GHz)	Meter Reading (dBuV)	Det	3117_00168717	6GHz_HP[dB]	DC Corr (dB)	Corrected Reading (dBuV/m)	Avg Limit (dBuV/m)	Margin (dB)	Peak Limit (dBuV/m)	Margin (dB)	UNII Non-Restricted (dBuV/m)	Margin (dB)	Azimuth (Degs)	Height (cm)	Polarity
1	* 7.6	36.87	PK	35.8	-26.5	0	46.17	-	-	74	-27.83	-	-	0-360	150	H
4	* 11.4	28.65	PK	38.4	-22.4	0	44.65	-	-	74	-29.35	-	-	0-360	250	H
5	17.1	24.5	PK	41.6	-17.2	0	48.9	-	-	-	-	68.2	-19.3	0-360	150	H
2	* 7.6	35.33	PK	35.8	-26.5	0	44.63	-	-	74	-29.37	-	-	0-360	150	V
3	* 11.4	28.28	PK	38.4	-22.4	0	44.28	-	-	74	-29.72	-	-	0-360	150	V
6	17.098	25.22	PK	41.6	-17.2	0	49.62	-	-	-	-	68.2	-18.58	0-360	250	V

* - indicates frequency in CFR47 Pt 15 / IC RSS-Restricted Band
PK – Peak Detector

Radiated Emissions

Frequency (GHz)	Meter Reading (dBuV)	Det	3117_00168717	6GHz_HP[dB]	DC Corr (dB)	Corrected Reading (dBuV/m)	Avg Limit (dBuV/m)	Margin (dB)	Peak Limit (dBuV/m)	Margin (dB)	UNII Non-Restricted (dBuV/m)	Margin (dB)	Azimuth (Degs)	Height (cm)	Polarity
* 7.6	42.47	PK-U	35.8	-26.5	0	51.77	-	-	74	-22.23	-	-	208	169	H
* 7.6	36.32	ADR	35.8	-26.5	0	45.62	54	-8.38	-	-	-	-	208	169	H
* 7.6	42.01	PK-U	35.8	-26.5	0	51.31	-	-	74	-22.69	-	-	198	161	V
* 7.6	35.09	ADR	35.8	-26.5	0	44.39	54	-9.61	-	-	-	-	198	161	V

* - indicates frequency in CFR47 Pt 15 / IC RSS-Restricted Band
PK-U - U-NII: Maximum Peak
ADR - U-NII AD primary method, RMS average

UL Korea, Ltd. Confidential
This report shall not be reproduced except in full, without the written approval of UL Korea, Ltd.

11.3.2.TX ABOVE 1 GHz 802.11a 1Tx ANT1 IN THE 5.5 GHz BAND

RESTRICTED BANDEDGE (LOW CHANNEL)

HORIZONTAL PEAK AND AVERAGE DATA

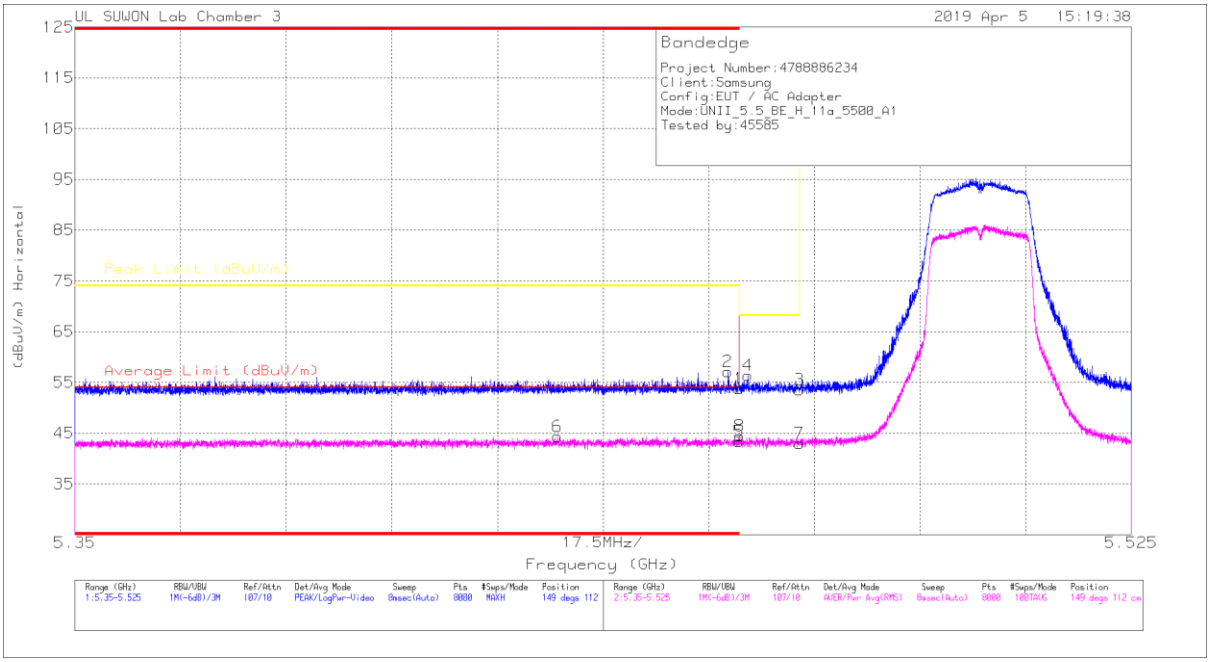

Trace Markers

Marker	Frequency (GHz)	Meter Reading (dBuV)	Det	3117_00205959	10dB[dB]	DC Corr (dB)	Corrected Reading (dBuV/m)	Average Limit (dBuV/m)	Margin (dB)	Peak Limit (dBuV/m)	PK Margin (dB)	Azimuth (Degs)	Height (cm)	Polarity
1	* 5.46	37.48	Pk	34.7	-18.4	0	53.78	-	-	74	-20.22	149	112	H
2	* 5.458	40.91	Pk	34.7	-18.5	0	57.11	-	-	74	-16.89	149	112	H
3	5.47	37.28	Pk	34.7	-18.5	0	53.48	-	-	68.2	-14.72	149	112	H
4	5.461	40.13	Pk	34.7	-18.4	0	56.43	-	-	68.2	-11.77	149	112	H
5	* 5.46	27.6	RMS	34.7	-19	0	43.3	54	-10.7	-	-	149	112	H
6	* 5.43	28.61	RMS	34.7	-19	0	44.31	54	-9.69	-	-	149	112	H
7	5.47	27.13	RMS	34.7	-18.9	0	42.93	-	-	-	-	149	112	H
8	5.46	28.79	RMS	34.7	-19	0	44.49	-	-	-	-	149	112	H

* - indicates frequency in CFR47 Pt 15 / IC RSS-Restricted Band
Pk - Peak detector
RMS - RMS detection

UL Korea, Ltd. Confidential
This report shall not be reproduced except in full, without the written approval of UL Korea, Ltd.

VERTICAL PEAK AND AVERAGE DATA

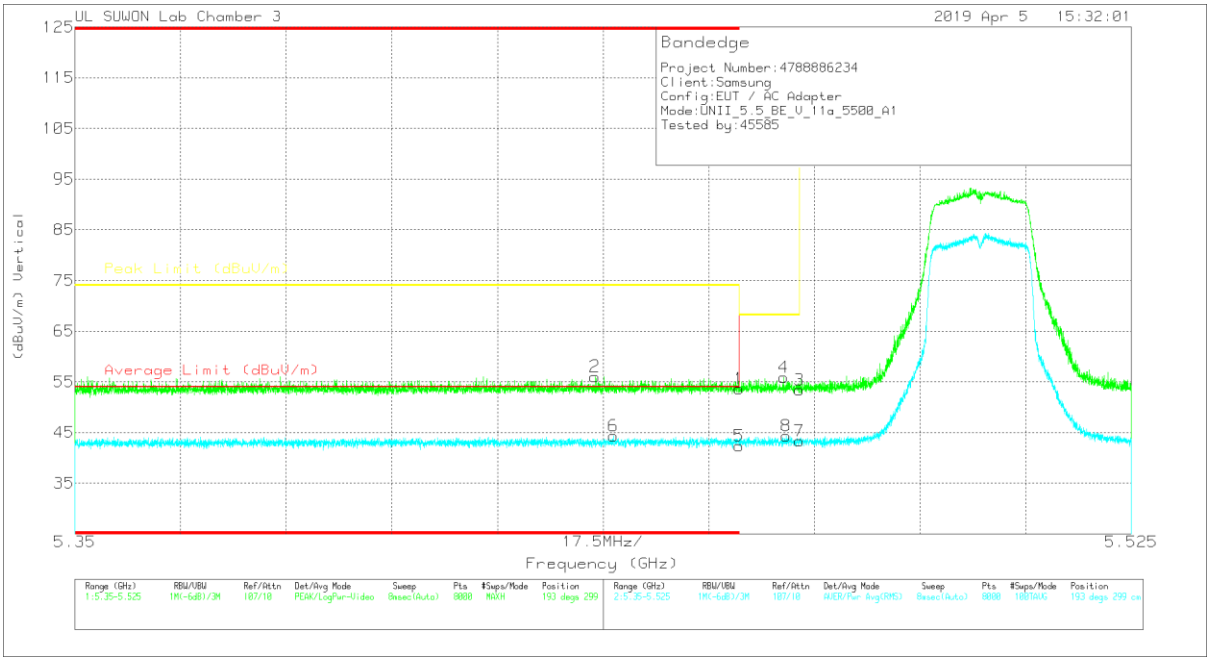

Trace Markers

Marker	Frequency (GHz)	Meter Reading (dBuV)	Det	3117_00205959	10dB[dB]	DC Corr (dB)	Corrected Reading (dBuV/m)	Average Limit (dBuV/m)	Margin (dB)	Peak Limit (dBuV/m)	PK Margin (dB)	Azimuth (Degs)	Height (cm)	Polarity
1	* 5.46	37.29	Pk	34.7	-18.4	0	53.59	-	-	74	-20.41	193	299	V
2	* 5.436	39.96	Pk	34.7	-18.6	0	56.06	-	-	74	-17.94	193	299	V
3	5.47	37.17	Pk	34.7	-18.5	0	53.37	-	-	68.2	-14.83	193	299	V
4	5.467	39.69	Pk	34.7	-18.5	0	55.89	-	-	68.2	-12.31	193	299	V
5	* 5.46	26.6	RMS	34.7	-19	0	42.3	54	-11.7	-	-	193	299	V
6	* 5.439	28.62	RMS	34.7	-19	0	44.32	54	-9.68	-	-	193	299	V
7	5.47	27.54	RMS	34.7	-18.9	0	43.34	-	-	-	-	193	299	V
8	5.468	28.48	RMS	34.7	-18.9	0	44.28	-	-	-	-	193	299	V

* - indicates frequency in CFR47 Pt 15 / IC RSS-Restricted Band
Pk - Peak detector
RMS - RMS detection

UL Korea, Ltd. Confidential
This report shall not be reproduced except in full, without the written approval of UL Korea, Ltd.

AUTHORIZED BANDEDGE (HIGH CHANNEL)

HORIZONTAL PEAK AND AVERAGE DATA

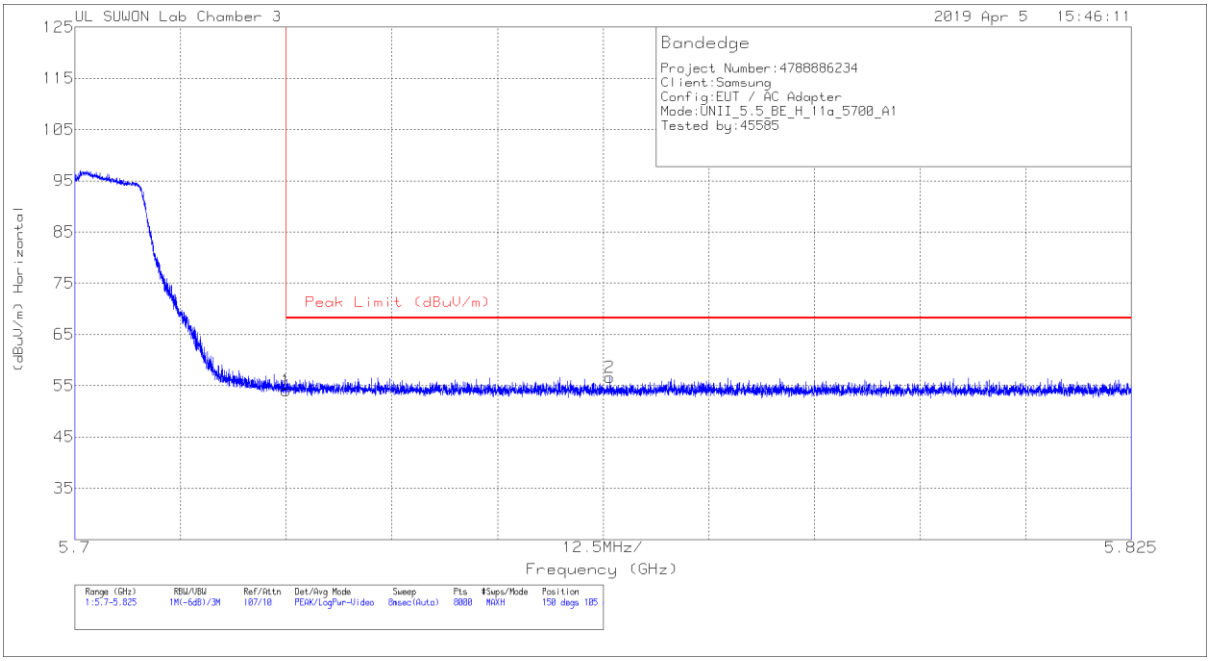

Trace Markers

Marker	Frequency (GHz)	Meter Reading (dBuV)	Det	3117_00205959	10dB[dB]	DC Corr (dB)	Corrected Reading (dBuV/m)	Peak Limit (dBuV/m)	PK Margin (dB)	Azimuth (Degs)	Height (cm)	Polarity
1	5.725	37.1	Pk	34.8	-17.9	0	54	68.2	-14.2	150	105	H
2	5.763	39.74	Pk	34.8	-17.9	0	56.64	68.2	-11.56	150	105	H

Pk - Peak detector

VERTICAL PEAK AND AVERAGE DATA

UL Korea, Ltd. Confidential
This report shall not be reproduced except in full, without the written approval of UL Korea, Ltd.

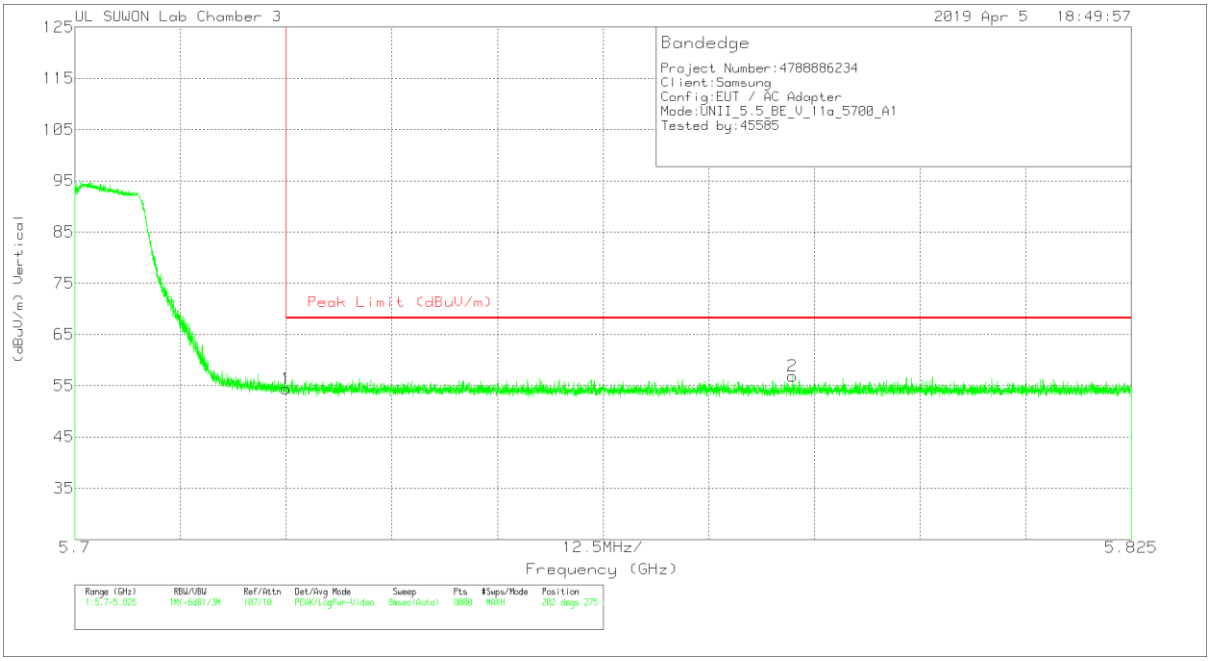

Trace Markers

Marker	Frequency (GHz)	Meter Reading (dBuV)	Det	3117_00205959	10dB[dB]	Corrected Reading (dBuV/m)	Peak Limit (dBuV/m)	PK Margin (dB)	Azimuth (Degs)	Height (cm)	Polarity
1	5.725	37.48	Pk	34.8	-17.9	54.38	68.2	-13.82	202	275	V
2	5.785	39.73	Pk	34.9	-17.8	56.83	68.2	-11.37	202	275	V

Pk - Peak detector

UL Korea, Ltd. Confidential
This report shall not be reproduced except in full, without the written approval of UL Korea, Ltd.

HARMONICS AND SPURIOUS EMISSIONS

LOW CHANNEL HORIZONTAL

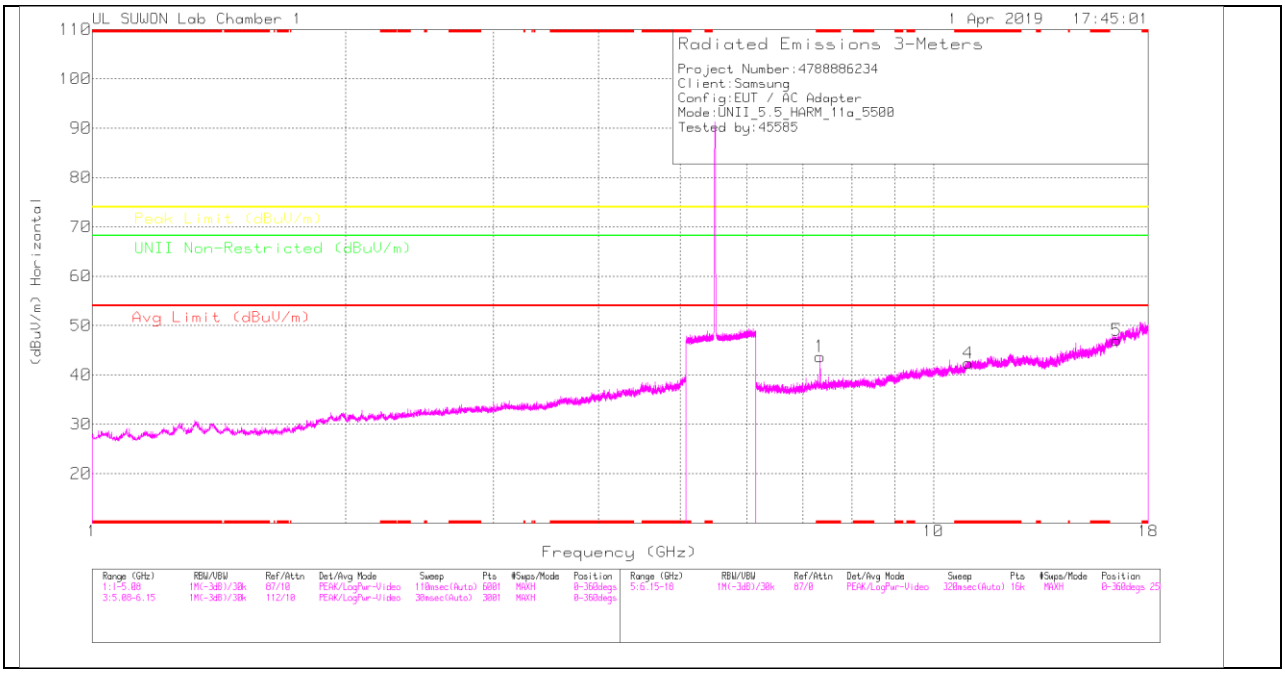

LOW CHANNEL VERTICAL

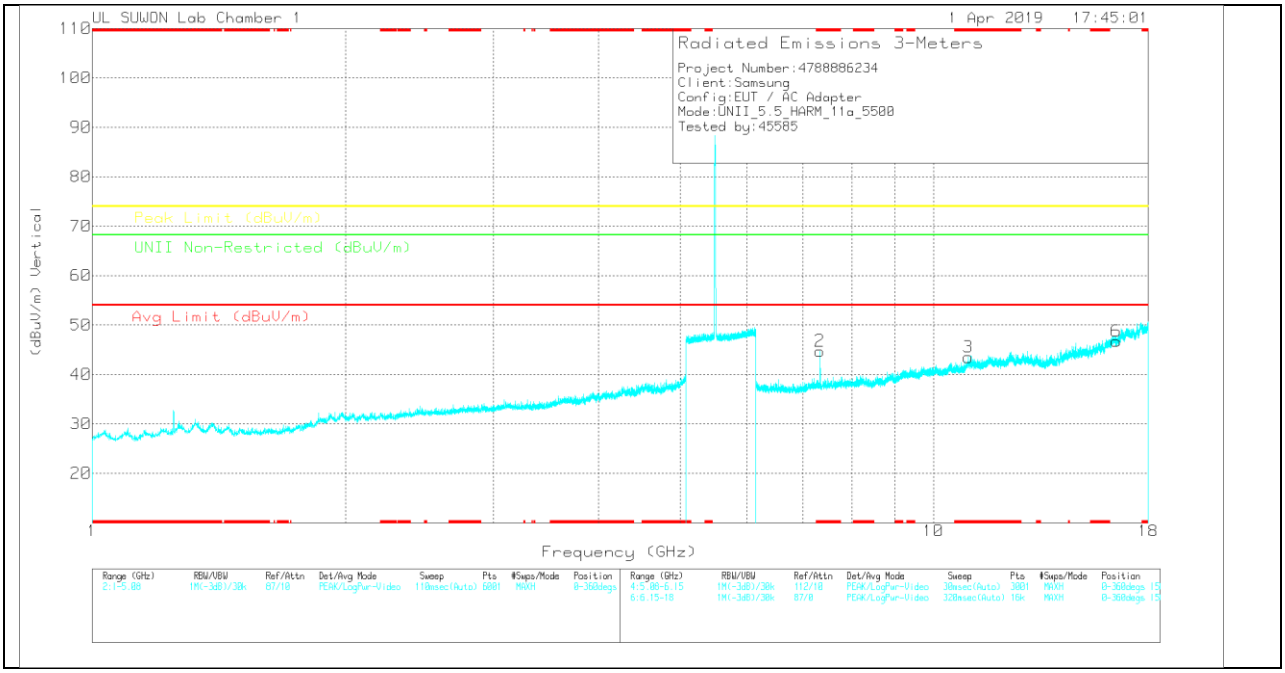

Note: Emission was scanned up to 40GHz; No emissions were detected above the noise floor which was at least 20dB below the specification limit.

LOW CHANNEL DATA

Trace Markers

UL Korea, Ltd. Confidential
This report shall not be reproduced except in full, without the written approval of UL Korea, Ltd.

Marker	Frequency (GHz)	Meter Reading (dBuV)	Det	3117_00168717	6GHz_HP[dB]	DC Corr (dB)	Corrected Reading (dBuV/m)	Avg Limit (dBuV/m)	Margin (dB)	Peak Limit (dBuV/m)	Margin (dB)	UNII Non-Restricted (dBuV/m)	Margin (dB)	Azimuth (Degs)	Height (cm)	Polarity
1	* 7.333	35.12	PK	35.8	-27.2	0	43.72	-	-	74	-30.28	-	-	0-360	150	H
4	* 11.002	25.78	PK	38.2	-21.6	0	42.38	-	-	74	-31.62	-	-	0-360	250	H
5	16.504	25.6	PK	40.9	-19.5	0	47	-	-	-	-	68.2	-21.2	0-360	150	H
2	* 7.333	36.12	PK	35.8	-27.2	0	44.72	-	-	74	-29.28	-	-	0-360	150	V
3	* 10.999	26.9	PK	38.2	-21.6	0	43.5	-	-	74	-30.5	-	-	0-360	250	V
6	16.496	25.29	PK	40.9	-19.5	0	46.69	-	-	-	-	68.2	-21.51	0-360	150	V

* - indicates frequency in CFR47 Pt 15 / IC RSS-Restricted Band
PK – Peak Detector

Radiated Emissions

Frequency (GHz)	Meter Reading (dBuV)	Det	3117_00168717	6GHz_HP[dB]	DC Corr (dB)	Corrected Reading (dBuV/m)	Avg Limit (dBuV/m)	Margin (dB)	Peak Limit (dBuV/m)	Margin (dB)	UNII Non-Restricted (dBuV/m)	Margin (dB)	Azimuth (Degs)	Height (cm)	Polarity
* 7.333	43.15	PK-U	35.8	-27.2	0	51.75	-	-	74	-22.25	-	-	107	110	H
* 7.333	34.36	ADR	35.8	-27.2	0	42.96	54	-11.04	-	-	-	-	107	110	H
* 7.333	44.14	PK-U	35.8	-27.2	0	52.74	-	-	74	-21.26	-	-	286	102	V
* 7.333	37.35	ADR	35.8	-27.2	0	45.95	54	-8.05	-	-	-	-	286	102	V

* - indicates frequency in CFR47 Pt 15 / IC RSS-Restricted Band
PK-U - U-NII: Maximum Peak
ADR - U-NII AD primary method, RMS average

UL Korea, Ltd. Confidential
This report shall not be reproduced except in full, without the written approval of UL Korea, Ltd.

MID CHANNEL HORIZONTAL

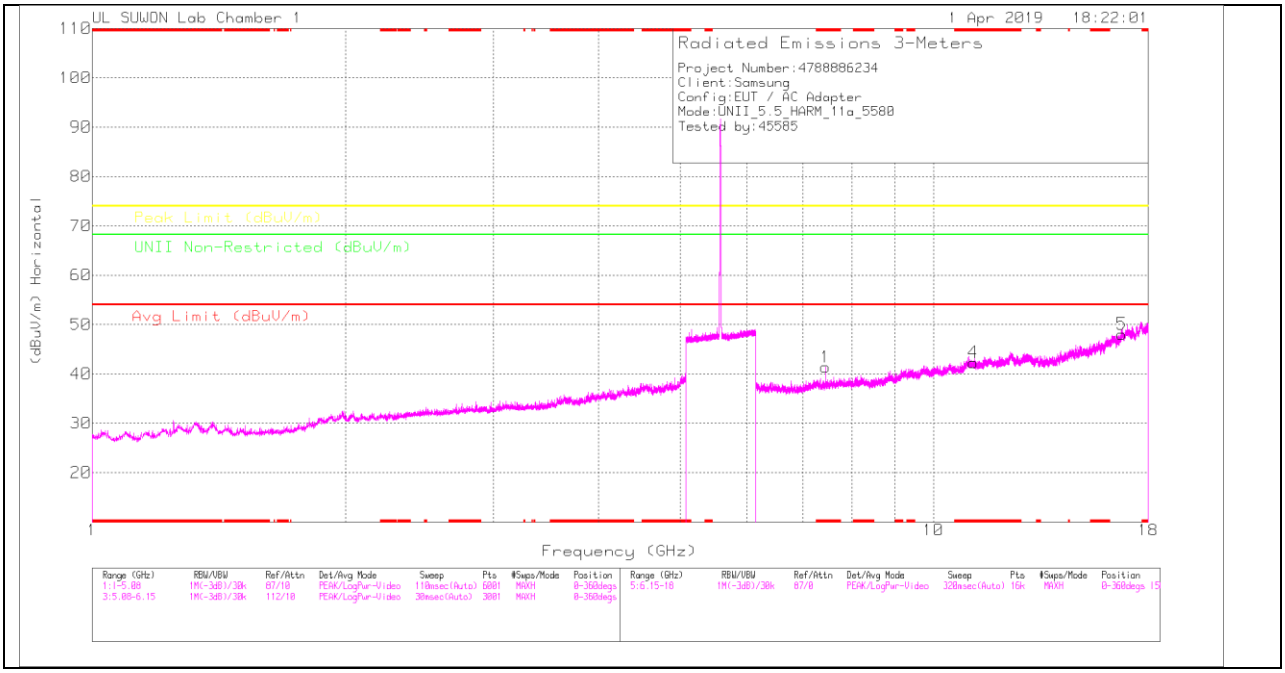

MID CHANNEL VERTICAL

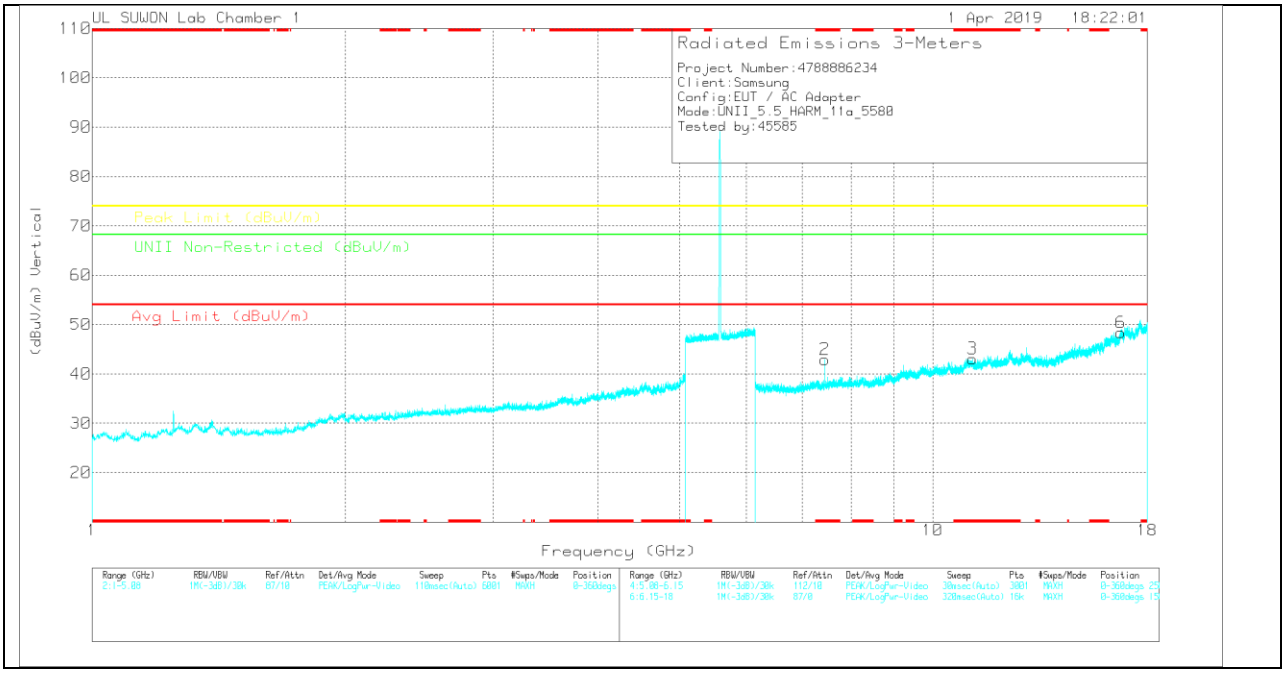

Note: Emission was scanned up to 40GHz; No emissions were detected above the noise floor which was at least 20dB below the specification limit.

UL Korea, Ltd. Confidential
This report shall not be reproduced except in full, without the written approval of UL Korea, Ltd.

MID CHANNEL DATA

Trace Markers

Marker	Frequency (GHz)	Meter Reading (dBuV)	Det	3117_00168717	6GHz_HP[dB]	DC Corr (dB)	Corrected Reading (dBuV/m)	Avg Limit (dBuV/m)	Margin (dB)	Peak Limit (dBuV/m)	Margin (dB)	UNII Non-Restricted (dBuV/m)	Margin (dB)	Azimuth (Degs)	Height (cm)	Polarity
1	* 7.44	32.97	PK	35.8	-27.4	0	41.37	-	-	74	-32.63	-	-	0-360	250	H
4	* 11.156	26.39	PK	38.3	-22.4	0	42.29	-	-	74	-31.71	-	-	0-360	150	H
5	16.74	24.05	PK	41.3	-17.3	0	48.05	-	-	-	-	68.2	-20.15	0-360	150	H
2	* 7.439	34.44	PK	35.8	-27.3	0	42.94	-	-	74	-31.06	-	-	0-360	150	V
3	* 11.16	27.18	PK	38.3	-22.4	0	43.08	-	-	74	-30.92	-	-	0-360	150	V
6	16.743	24.39	PK	41.3	-17.3	0	48.39	-	-	-	-	68.2	-19.81	0-360	150	V

* - indicates frequency in CFR47 Pt 15 / IC RSS-Restricted Band
PK – Peak Detector

Radiated Emissions

Frequency (GHz)	Meter Reading (dBuV)	Det	3117_00168717	6GHz_HP[dB]	DC Corr (dB)	Corrected Reading (dBuV/m)	Avg Limit (dBuV/m)	Margin (dB)	Peak Limit (dBuV/m)	Margin (dB)	UNII Non-Restricted (dBuV/m)	Margin (dB)	Azimuth (Degs)	Height (cm)	Polarity
* 7.44	40.66	PK-U	35.8	-27.4	0	49.06	-	-	74	-24.94	-	-	107	110	H
* 7.44	29.93	ADR	35.8	-27.4	0	38.33	54	-15.67	-	-	-	-	107	110	H
* 7.44	43.32	PK-U	35.8	-27.4	0	51.72	-	-	74	-22.28	-	-	286	100	V
* 7.44	36.3	ADR	35.8	-27.4	0	44.7	54	-9.3	-	-	-	-	286	100	V

* - indicates frequency in CFR47 Pt 15 / IC RSS-Restricted Band
PK-U - U-NII: Maximum Peak
ADR - U-NII AD primary method, RMS average

UL Korea, Ltd. Confidential
This report shall not be reproduced except in full, without the written approval of UL Korea, Ltd.

HIGH CHANNEL HORIZONTAL

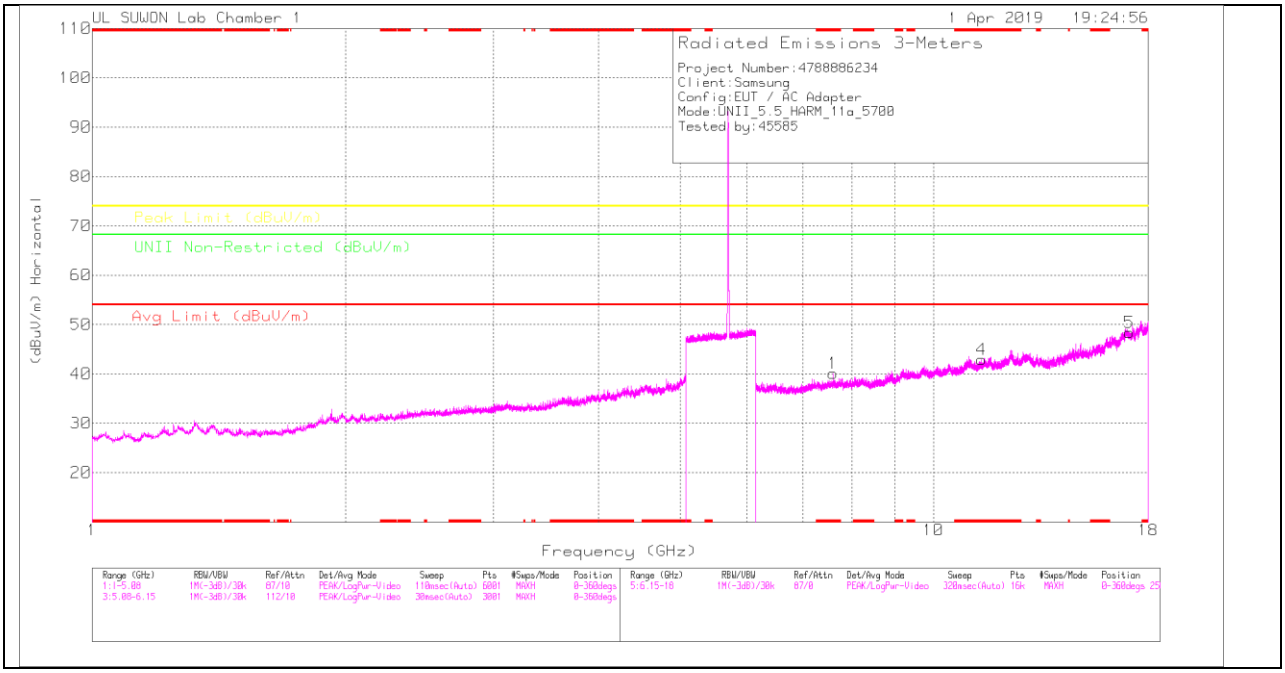

HIGH CHANNEL VERTICAL

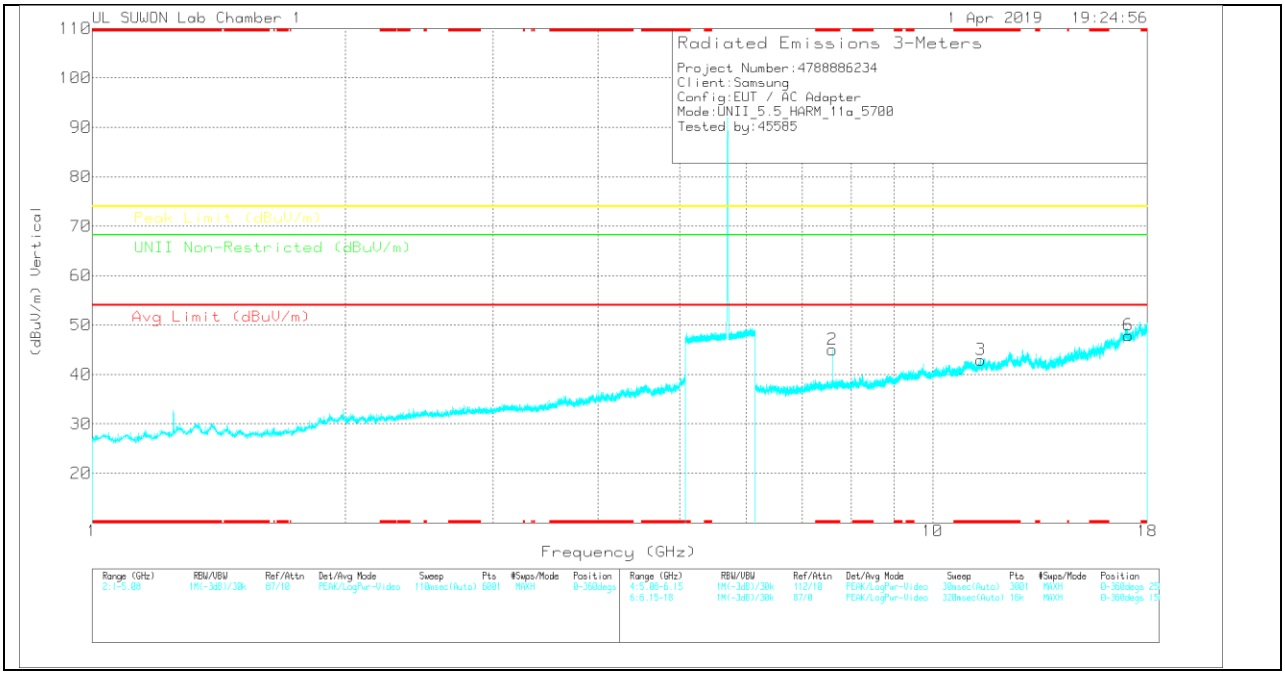

Note: Emission was scanned up to 40GHz; No emissions were detected above the noise floor which was at least 20dB below the specification limit.

UL Korea, Ltd. Confidential
This report shall not be reproduced except in full, without the written approval of UL Korea, Ltd.

HIGH CHANNEL DATA

Trace Markers

Marker	Frequency (GHz)	Meter Reading (dBuV)	Det	3117_00168717	6GHz_HP[dB]	DC Corr (dB)	Corrected Reading (dBuV/m)	Avg Limit (dBuV/m)	Margin (dB)	Peak Limit (dBuV/m)	Margin (dB)	UNII Non-Restricted (dBuV/m)	Margin (dB)	Azimuth (Degs)	Height (cm)	Polarity
1	* 7.6	30.79	PK	35.8	-26.5	0	40.09	-	-	74	-33.91	-	-	0-360	150	H
4	* 11.401	26.81	PK	38.5	-22.4	0	42.91	-	-	74	-31.09	-	-	0-360	250	H
5	17.098	23.98	PK	41.6	-17.2	0	48.38	-	-	-	-	68.2	-19.82	0-360	150	H
2	* 7.6	35.72	PK	35.8	-26.5	0	45.02	-	-	74	-28.98	-	-	0-360	150	V
3	* 11.4	26.96	PK	38.4	-22.4	0	42.96	-	-	74	-31.04	-	-	0-360	150	V
6	17.097	23.53	PK	41.6	-17.2	0	47.93	-	-	-	-	68.2	-20.27	0-360	150	V

* - indicates frequency in CFR47 Pt 15 / IC RSS-Restricted Band
PK – Peak Detector

Radiated Emissions

Frequency (GHz)	Meter Reading (dBuV)	Det	3117_00168717	6GHz_HP[dB]	DC Corr (dB)	Corrected Reading (dBuV/m)	Avg Limit (dBuV/m)	Margin (dB)	Peak Limit (dBuV/m)	Margin (dB)	UNII Non-Restricted (dBuV/m)	Margin (dB)	Azimuth (Degs)	Height (cm)	Polarity
* 7.6	39.86	PK-U	35.8	-26.5	0	49.16	-	-	74	-24.84	-	-	107	110	H
* 7.6	29.59	ADR	35.8	-26.5	0	38.89	54	-15.11	-	-	-	-	107	110	H
* 7.6	39.36	PK-U	35.8	-26.5	0	48.66	-	-	74	-25.34	-	-	286	100	H
* 7.6	27.69	ADR	35.8	-26.5	0	36.99	54	-17.01	-	-	-	-	286	100	H

* - indicates frequency in CFR47 Pt 15 / IC RSS-Restricted Band
PK-U - U-NII: Maximum Peak
ADR - U-NII AD primary method, RMS average

11.3.3.TX ABOVE 1 GHz 802.11a 1Tx ANT2 IN THE 5.5 GHz BAND

UL Korea, Ltd. Confidential
This report shall not be reproduced except in full, without the written approval of UL Korea, Ltd.

RESTRICTED BANDEDGE (LOW CHANNEL)

HORIZONTAL PEAK AND AVERAGE DATA

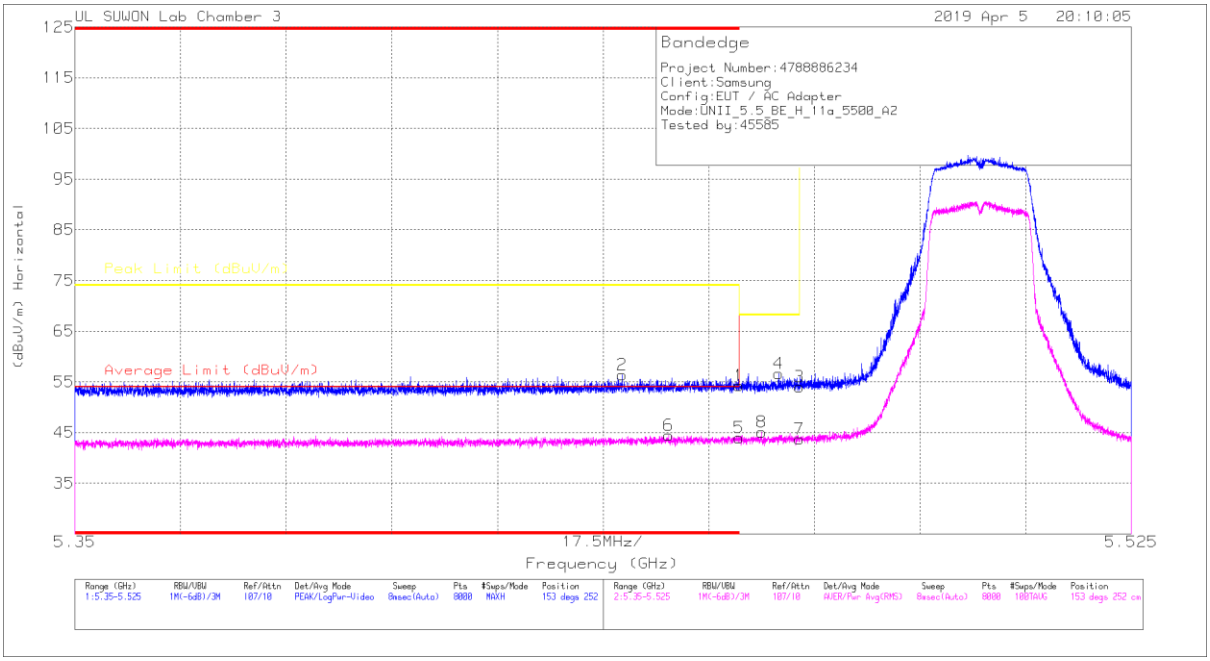

Trace Markers

Marker	Frequency (GHz)	Meter Reading (dBuV)	Det	3117_00205959	10dB[dB]	DC Corr (dB)	Corrected Reading (dBuV/m)	Average Limit (dBuV/m)	Margin (dB)	Peak Limit (dBuV/m)	PK Margin (dB)	Azimuth (Degs)	Height (cm)	Polarity
1	* 5.46	37.92	Pk	34.7	-18.4	0	54.22	-	-	74	-19.78	153	252	H
2	* 5.441	40.19	Pk	34.7	-18.5	0	56.39	-	-	74	-17.61	153	252	H
3	5.47	37.81	Pk	34.7	-18.5	0	54.01	-	-	68.2	-14.19	153	252	H
4	5.467	40.42	Pk	34.7	-18.5	0	56.62	-	-	68.2	-11.58	153	252	H
5	* 5.46	28.3	RMS	34.7	-19	0	44	54	-10	-	-	153	252	H
6	* 5.448	28.76	RMS	34.7	-19	0	44.46	54	-9.54	-	-	153	252	H
7	5.47	27.94	RMS	34.7	-18.9	0	43.74	-	-	-	-	153	252	H
8	5.464	29.25	RMS	34.7	-18.9	0	45.05	-	-	-	-	153	252	H

* - indicates frequency in CFR47 Pt 15 / IC RSS-Restricted Band
Pk - Peak detector
RMS - RMS detection

VERTICAL PEAK AND AVERAGE DATA

UL Korea, Ltd. Confidential
This report shall not be reproduced except in full, without the written approval of UL Korea, Ltd.

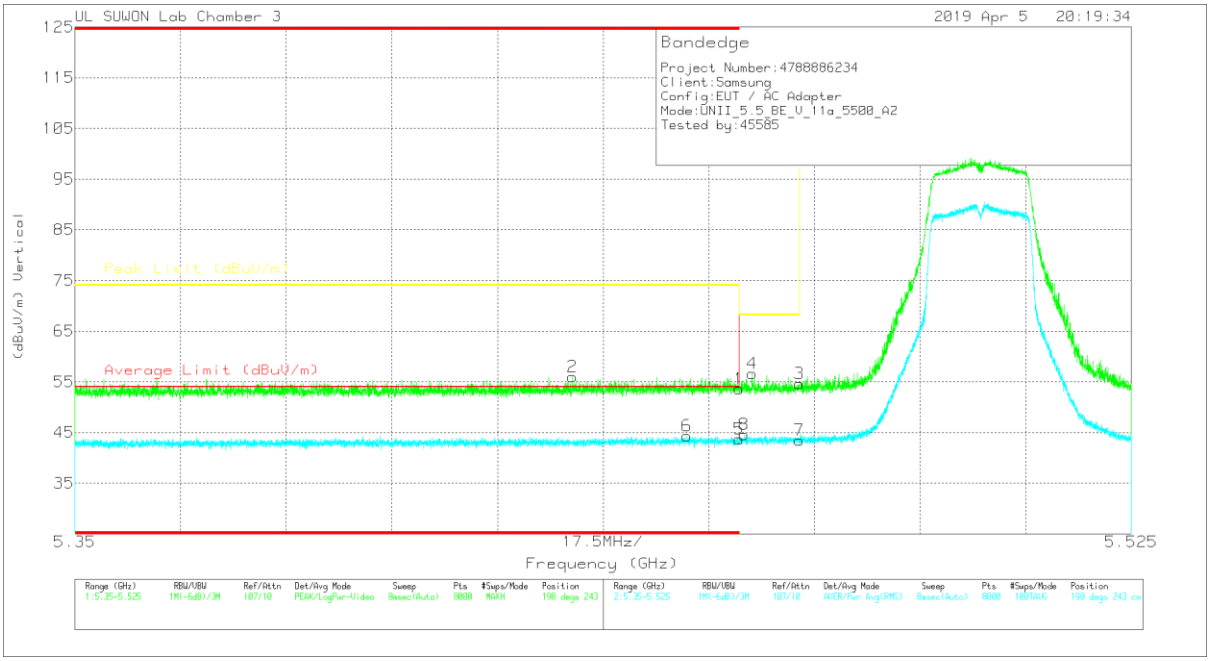

Trace Markers

Marker	Frequency (GHz)	Meter Reading (dBuV)	Det	3117_00205959	10dB[dB]	DC Corr (dB)	Corrected Reading (dBuV/m)	Average Limit (dBuV/m)	Margin (dB)	Peak Limit (dBuV/m)	PK Margin (dB)	Azimuth (Degs)	Height (cm)	Polarity
1	* 5.46	37.4	Pk	34.7	-18.4	0	53.7	-	-	74	-20.3	198	243	V
2	* 5.432	39.76	Pk	34.7	-18.5	0	55.96	-	-	74	-18.04	198	243	V
3	5.47	38.47	Pk	34.7	-18.5	0	54.67	-	-	68.2	-13.53	198	243	V
4	5.462	40.38	Pk	34.7	-18.5	0	56.58	-	-	68.2	-11.62	198	243	V
5	* 5.46	27.96	RMS	34.7	-19	0	43.66	54	-10.34	-	-	198	243	V
6	* 5.451	28.68	RMS	34.7	-19	0	44.38	54	-9.62	-	-	198	243	V
7	5.47	27.64	RMS	34.7	-18.9	0	43.44	-	-	-	-	198	243	V
8	5.461	28.87	RMS	34.7	-19	0	44.57	-	-	-	-	198	243	V

* - indicates frequency in CFR47 Pt 15 / IC RSS-Restricted Band
Pk - Peak detector
RMS - RMS detection

UL Korea, Ltd. Confidential
This report shall not be reproduced except in full, without the written approval of UL Korea, Ltd.

AUTHORIZED BANDEDGE (HIGH CHANNEL)

HORIZONTAL PEAK AND AVERAGE DATA

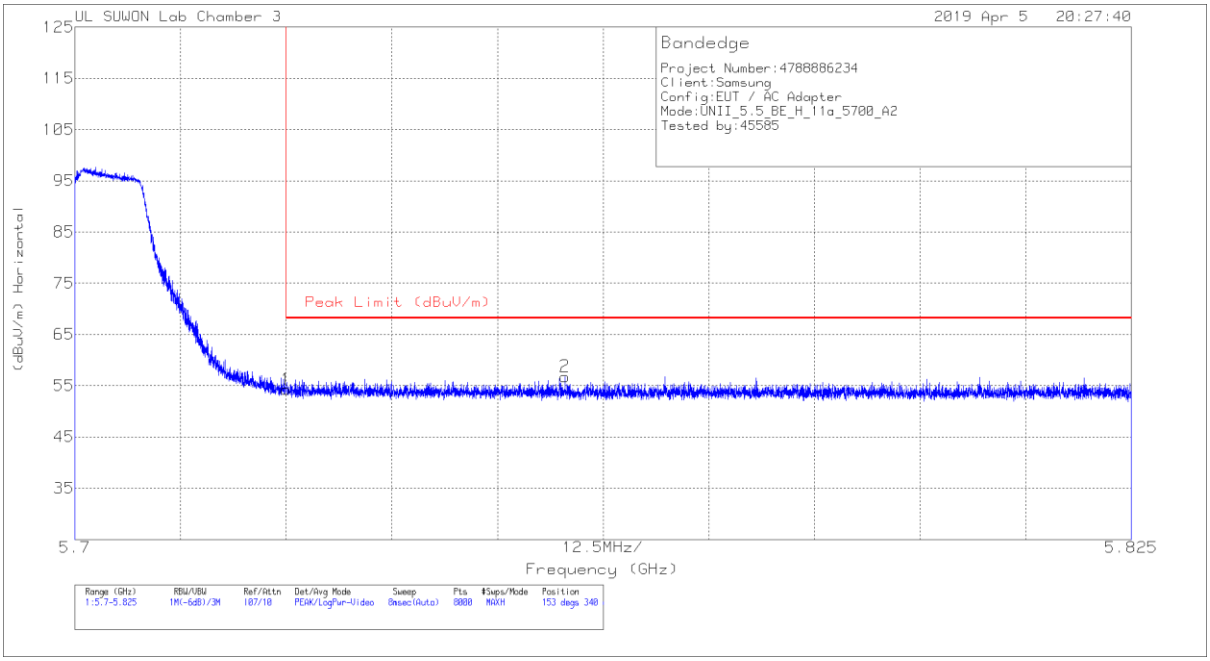

Trace Markers

Marker	Frequency (GHz)	Meter Reading (dBuV)	Det	3117_00205959	10dB[dB]	DC Corr (dB)	Corrected Reading (dBuV/m)	Peak Limit (dBuV/m)	PK Margin (dB)	Azimuth (Degs)	Height (cm)	Polarity
1	5.725	37.39	Pk	34.8	-17.9	0	54.29	68.2	-13.91	153	340	H
2	5.758	39.81	Pk	34.8	-17.8	0	56.81	68.2	-11.39	153	340	H

Pk - Peak detector

UL Korea, Ltd. Confidential
This report shall not be reproduced except in full, without the written approval of UL Korea, Ltd.

VERTICAL PEAK AND AVERAGE DATA

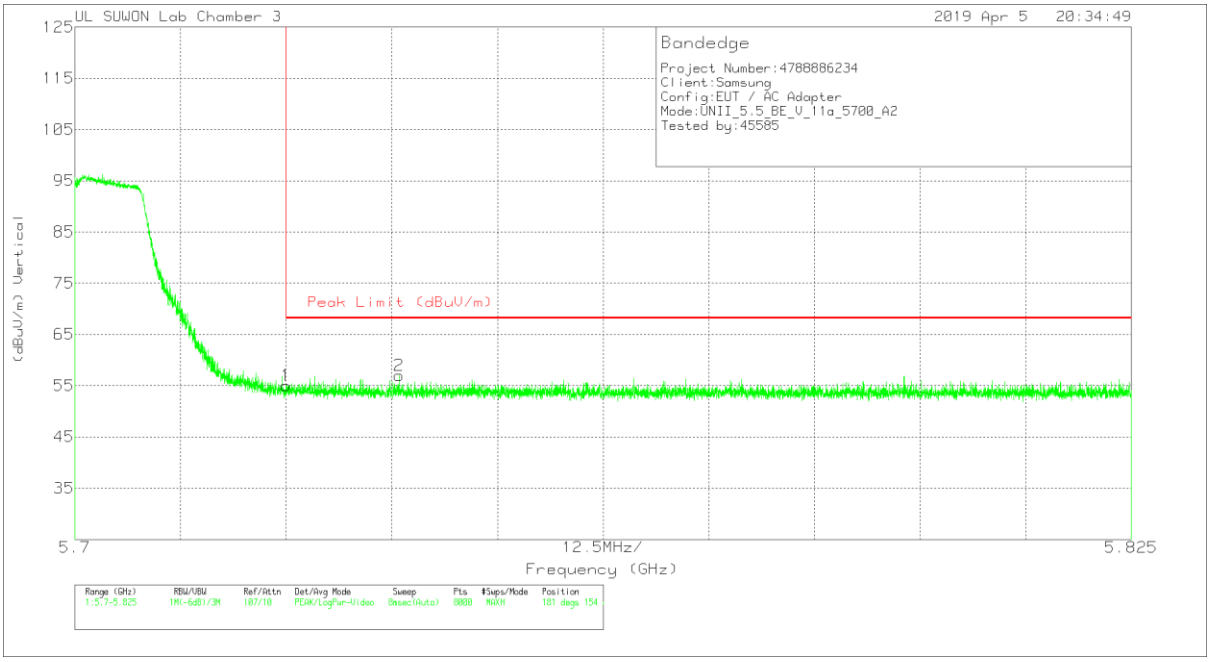

Trace Markers

Marker	Frequency (GHz)	Meter Reading (dBuV)	Det	3117_00205959	10dB[dB]	DC Corr (dB)	Corrected Reading (dBuV/m)	Peak Limit (dBuV/m)	PK Margin (dB)	Azimuth (Degs)	Height (cm)	Polarity
1	5.725	38.14	Pk	34.8	-17.9	0	55.04	68.2	-13.16	181	154	V
2	5.738	40.11	Pk	34.8	-17.9	0	57.01	68.2	-11.19	181	154	V

Pk - Peak detector

UL Korea, Ltd. Confidential
This report shall not be reproduced except in full, without the written approval of UL Korea, Ltd.

HARMONICS AND SPURIOUS EMISSIONS

LOW CHANNEL HORIZONTAL

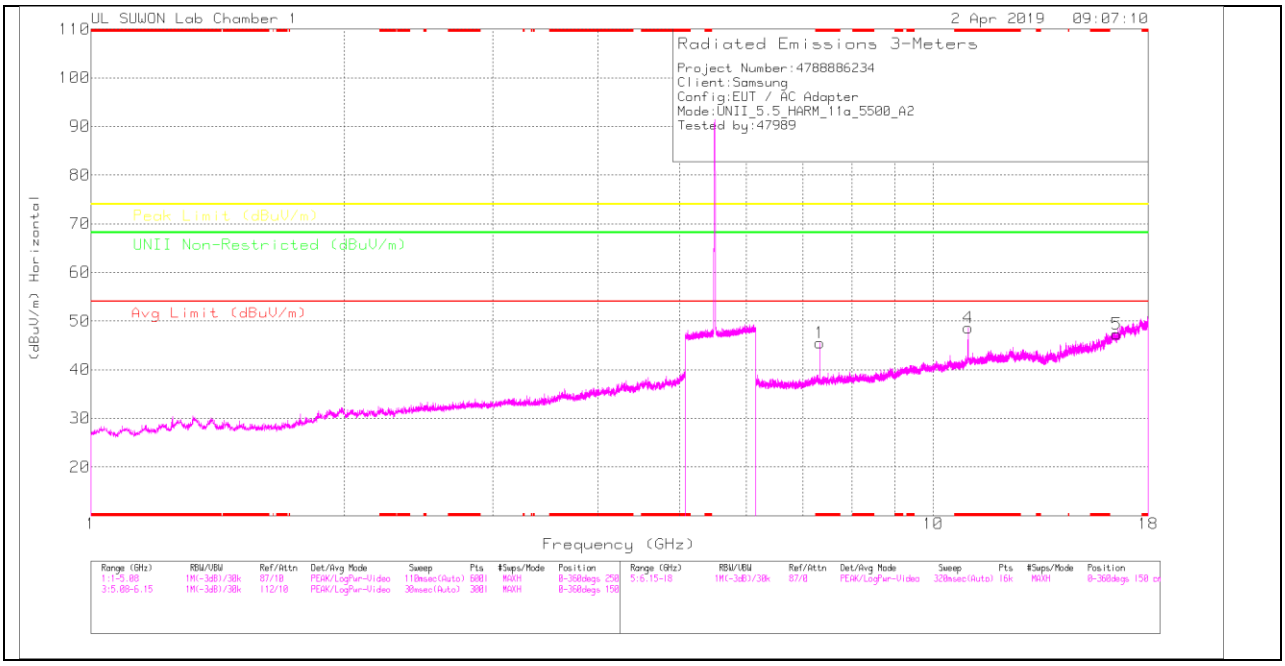

LOW CHANNEL VERTICAL

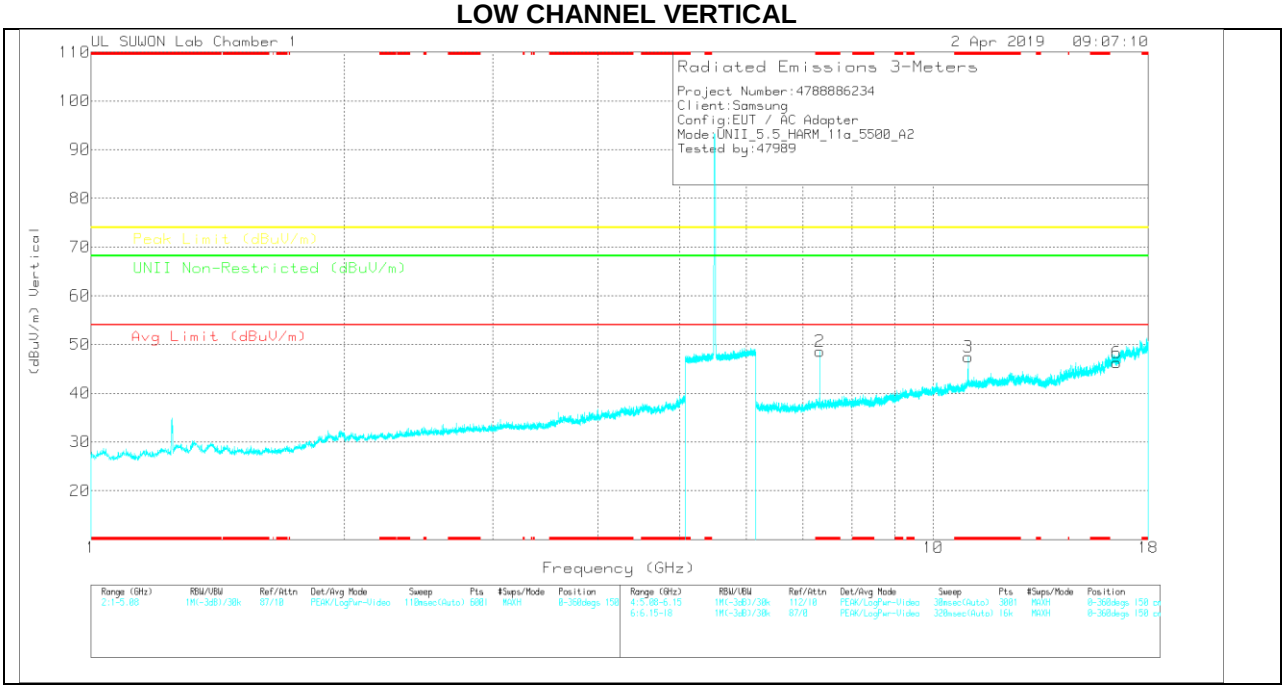

Note: Emission was scanned up to 40GHz; No emissions were detected above the noise floor which was at least 20dB below the specification limit

LOW CHANNEL DATA

Trace Markers

UL Korea, Ltd. Confidential
This report shall not be reproduced except in full, without the written approval of UL Korea, Ltd.

Marker	Frequency (GHz)	Meter Reading (dBuV)	Det	3117_00168717	6GHz_HP[dB]	DC Corr (dB)	Corrected Reading (dBuV/m)	Avg Limit (dBuV/m)	Margin (dB)	Peak Limit (dBuV/m)	Margin (dB)	UNII Non-Restricted (dBuV/m)	Margin (dB)	Azimuth (Degs)	Height (cm)	Polarity
1	* 7.333	36.93	PK	35.8	-27.2	0	45.53	-	-	74	-28.47	-	-	0-360	150	H
4	* 11	32.03	PK	38.2	-21.6	0	48.63	-	-	74	-25.37	-	-	0-360	150	H
5	16.505	25.88	PK	40.9	-19.5	0	47.28	-	-	-	-	68.2	-20.92	0-360	150	H
2	* 7.333	40.06	PK	35.8	-27.2	0	48.66	-	-	74	-25.34	-	-	0-360	150	V
3	* 11.001	30.9	PK	38.2	-21.6	0	47.5	-	-	74	-26.5	-	-	0-360	150	V
6	16.503	24.92	PK	40.9	-19.5	0	46.32	-	-	-	-	68.2	-21.88	0-360	250	V

* - indicates frequency in CFR47 Pt 15 / IC RSS-Restricted Band

PK – Peak Detector

Radiated Emissions

Frequency (GHz)	Meter Reading (dBuV)	Det	3117_00168717	6GHz_HP[dB]	DC Corr (dB)	Corrected Reading (dBuV/m)	Avg Limit (dBuV/m)	Margin (dB)	Peak Limit (dBuV/m)	Margin (dB)	UNII Non-Restricted (dBuV/m)	Margin (dB)	Azimuth (Degs)	Height (cm)	Polarity
* 7.333	43.51	PK-U	35.8	-27.2	0	52.11	-	-	74	-21.89	-	-	253	273	H
* 7.333	37.46	ADR	35.8	-27.2	0	46.06	54	-7.94	-	-	-	-	253	273	H
* 7.334	44.5	PK-U	35.8	-27.2	0	53.1	-	-	74	-20.9	-	-	176	152	V
* 7.333	39.34	ADR	35.8	-27.2	0	47.94	54	-6.06	-	-	-	-	176	152	V
* 11	40.86	PK-U	38.2	-21.6	0	57.46	-	-	74	-16.54	-	-	210	152	V
* 11	30.32	ADR	38.2	-21.6	0	46.92	54	-7.08	-	-	-	-	210	152	V
* 10.999	43.21	PK-U	38.2	-21.6	0	59.81	-	-	74	-14.19	-	-	220	168	H
* 11	32.47	ADR	38.2	-21.6	0	49.07	54	-4.93	-	-	-	-	220	168	H

* - indicates frequency in CFR47 Pt 15 / IC RSS-Restricted Band

PK-U - U-NII: Maximum Peak

ADR - U-NII AD primary method, RMS average

UL Korea, Ltd. Suwon Laboratory FORM ID: FCC_15E
218 Maeyeong-ro, Yeongtong-gu, Suwon-si, Gyeonggi-do, 16675 Korea TEL: (031) 337-9902,FAX: (031) 213-5433

UL Korea, Ltd. Confidential
This report shall not be reproduced except in full, without the written approval of UL Korea, Ltd.

MID CHANNEL HORIZONTAL

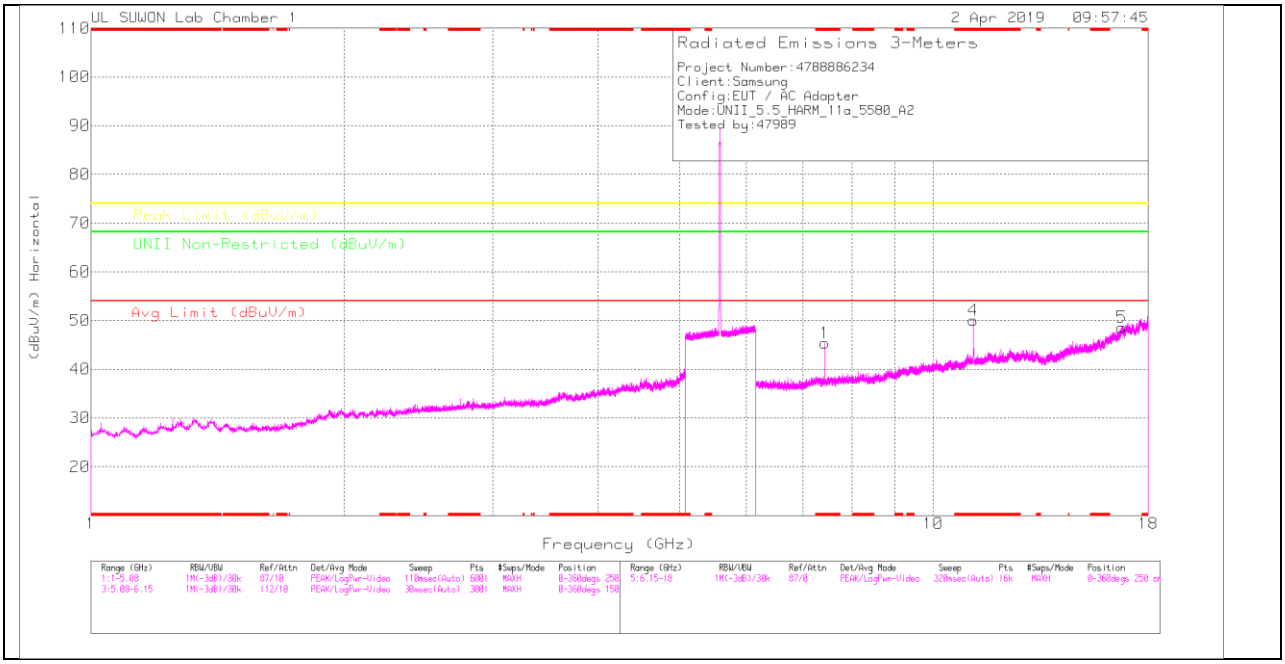

MID CHANNEL VERTICAL

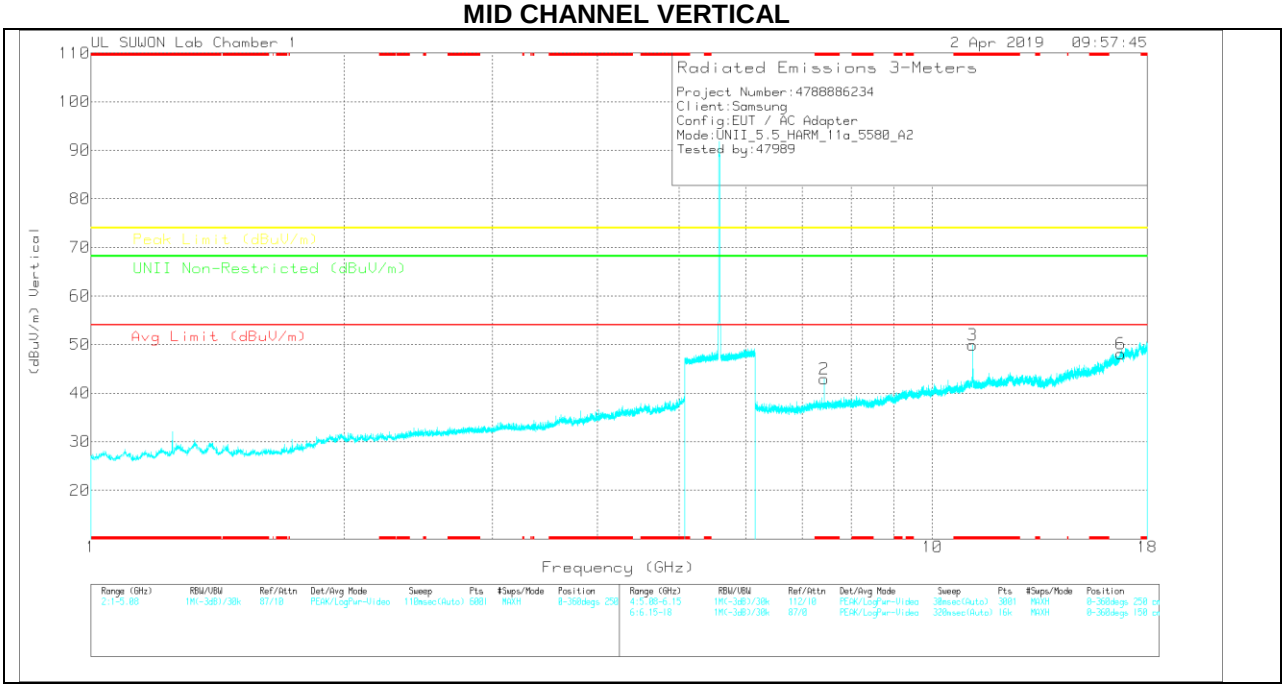

Note: Emission was scanned up to 40GHz; No emissions were detected above the noise floor which was at least 20dB below the specification limit.

UL Korea, Ltd. Confidential
This report shall not be reproduced except in full, without the written approval of UL Korea, Ltd.

MID CHANNEL DATA

Trace Markers

Marker	Frequency (GHz)	Meter Reading (dBuV)	Det	3117_00168717	6GHz_HP[dB]	DC Corr (dB)	Corrected Reading (dBuV/m)	Avg Limit (dBuV/m)	Margin (dB)	Peak Limit (dBuV/m)	Margin (dB)	UNII Non-Restricted (dBuV/m)	Margin (dB)	Azimuth (Degs)	Height (cm)	Polarity
1	* 7.44	37.03	PK	35.8	-27.4	0	45.43	-	-	74	-28.57	-	-	0-360	150	H
4	* 11.16	34.16	PK	38.3	-22.4	0	50.06	-	-	74	-23.94	-	-	0-360	250	H
5	16.734	24.63	PK	41.3	-17.3	0	48.63	-	-	-	-	68.2	-19.57	0-360	250	H
2	* 7.439	34.42	PK	35.8	-27.3	0	42.92	-	-	74	-31.08	-	-	0-360	150	V
3	* 11.16	33.95	PK	38.3	-22.4	0	49.85	-	-	74	-24.15	-	-	0-360	150	V
6	16.742	24.04	PK	41.3	-17.3	0	48.04	-	-	-	-	68.2	-20.16	0-360	150	V

* - indicates frequency in CFR47 Pt 15 / IC RSS-Restricted Band
PK – Peak Detector

Radiated Emissions

Frequency (GHz)	Meter Reading (dBuV)	Det	3117_00168717	6GHz_HP[dB]	DC Corr (dB)	Corrected Reading (dBuV/m)	Avg Limit (dBuV/m)	Margin (dB)	Peak Limit (dBuV/m)	Margin (dB)	UNII Non-Restricted (dBuV/m)	Margin (dB)	Azimuth (Degs)	Height (cm)	Polarity
* 7.44	43.45	PK-U	35.8	-27.3	0	51.95	-	-	74	-22.05	-	-	250	159	H
* 7.44	36.74	ADR	35.8	-27.4	0	45.14	54	-8.86	-	-	-	-	250	159	H
* 7.44	42.22	PK-U	35.8	-27.3	0	50.72	-	-	74	-23.28	-	-	183	139	V
* 7.44	34.69	ADR	35.8	-27.4	0	43.09	54	-10.91	-	-	-	-	183	139	V
* 11.16	41.95	PK-U	38.3	-22.4	0	57.85	-	-	74	-16.15	-	-	209	155	V
* 11.16	31.48	ADR	38.3	-22.4	0	47.38	54	-6.62	-	-	-	-	209	155	V
* 11.16	42.2	PK-U	38.3	-22.4	0	58.1	-	-	74	-15.9	-	-	221	166	H
* 11.16	32.53	ADR	38.3	-22.4	0	48.43	54	-5.57	-	-	-	-	221	166	H

* - indicates frequency in CFR47 Pt 15 / IC RSS-Restricted Band
PK-U - U-NII: Maximum Peak
ADR - U-NII AD primary method, RMS average

UL Korea, Ltd. Confidential
This report shall not be reproduced except in full, without the written approval of UL Korea, Ltd.

HIGH CHANNEL HORIZONTAL

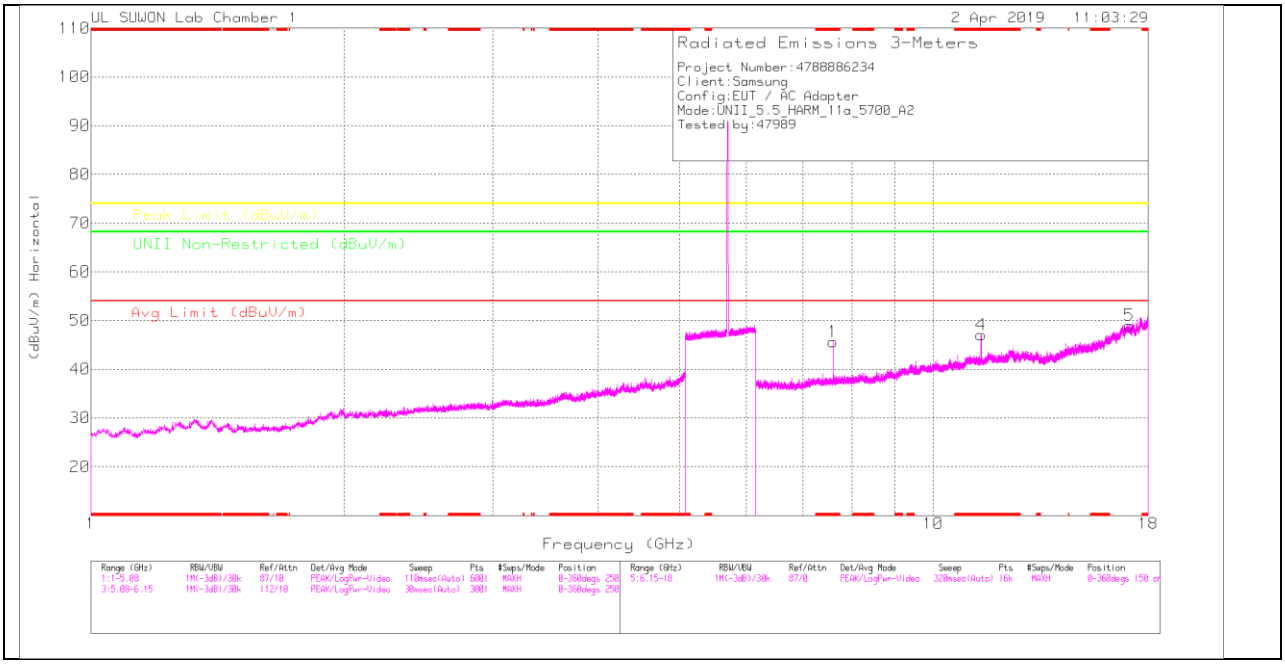

HIGH CHANNEL VERTICAL

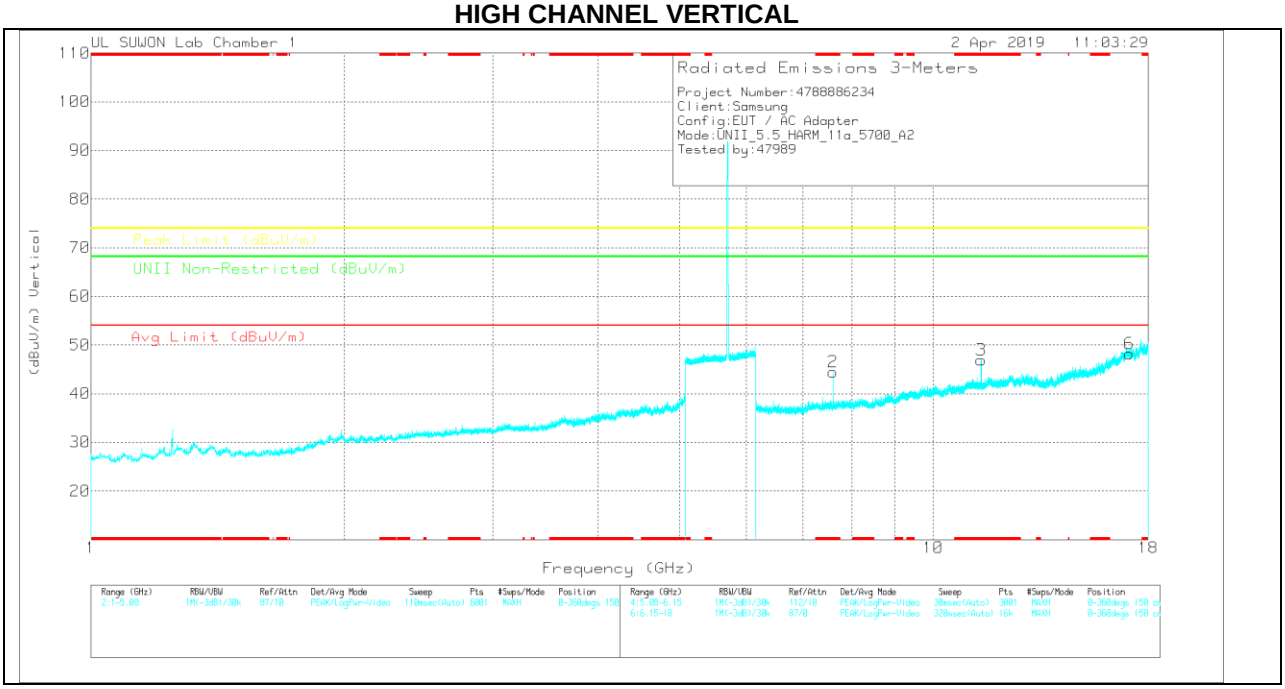

Note: Emission was scanned up to 40GHz; No emissions were detected above the noise floor which was at least 20dB below the specification limit.

UL Korea, Ltd. Confidential
This report shall not be reproduced except in full, without the written approval of UL Korea, Ltd.

HIGH CHANNEL DATA

Trace Markers

Marker	Frequency (GHz)	Meter Reading (dBuV)	Det	3117_00168717	6GHz_HP[dB]	DC Corr (dB)	Corrected Reading (dBuV/m)	Avg Limit (dBuV/m)	Margin (dB)	Peak Limit (dBuV/m)	Margin (dB)	UNII Non-Restricted (dBuV/m)	Margin (dB)	Azimuth (Degs)	Height (cm)	Polarity
1	* 7.6	36.33	PK	35.8	-26.5	0	45.63	-	-	74	-28.37	-	-	0-360	150	H
4	* 11.4	31.03	PK	38.4	-22.4	0	47.03	-	-	74	-26.97	-	-	0-360	250	H
5	17.096	24.57	PK	41.6	-17.2	0	48.97	-	-	-	-	68.2	-19.23	0-360	250	H
2	* 7.599	35.14	PK	35.8	-26.5	0	44.44	-	-	74	-29.56	-	-	0-360	150	V
3	* 11.4	30.98	PK	38.4	-22.4	0	46.98	-	-	74	-27.02	-	-	0-360	150	V
6	17.102	23.92	PK	41.6	-17.3	0	48.22	-	-	-	-	68.2	-19.98	0-360	250	V

* - indicates frequency in CFR47 Pt 15 / IC RSS-Restricted Band

PK – Peak Detector

Radiated Emissions

Frequency (GHz)	Meter Reading (dBuV)	Det	3117_00168717	6GHz_HP[dB]	DC Corr (dB)	Corrected Reading (dBuV/m)	Avg Limit (dBuV/m)	Margin (dB)	Peak Limit (dBuV/m)	Margin (dB)	UNII Non-Restricted (dBuV/m)	Margin (dB)	Azimuth (Degs)	Height (cm)	Polarity
* 7.6	42.04	PK-U	35.8	-26.5	0	51.34	-	-	74	-22.66	-	-	212	334	H
* 7.6	35.42	ADR	35.8	-26.5	0	44.72	54	-9.28	-	-	-	-	212	334	H
* 7.6	41.83	PK-U	35.8	-26.5	0	51.13	-	-	74	-22.87	-	-	210	152	V
* 7.6	34.48	ADR	35.8	-26.5	0	43.78	54	-10.22	-	-	-	-	210	152	V
* 11.4	44.61	PK-U	38.4	-22.4	0	60.61	-	-	74	-13.39	-	-	172	164	V
* 11.4	32.12	ADR	38.4	-22.4	0	48.12	54	-5.88	-	-	-	-	172	164	V
* 11.4	42.18	PK-U	38.5	-22.4	0	58.28	-	-	74	-15.72	-	-	223	161	H
* 11.4	31.31	ADR	38.4	-22.4	0	47.31	54	-6.69	-	-	-	-	223	161	H

* - indicates frequency in CFR47 Pt 15 / IC RSS-Restricted Band

PK-U - U-NII: Maximum Peak

ADR - U-NII AD primary method, RMS average

UL Korea, Ltd. Confidential
This report shall not be reproduced except in full, without the written approval of UL Korea, Ltd.

11.3.4. TX ABOVE 1GHz 802.11n HT20 2Tx CDD MODE IN THE 5.5GHz BAND RESTRICTED BANDEDGE (LOW CHANNEL)

HORIZONTAL PEAK AND AVERAGE DATA

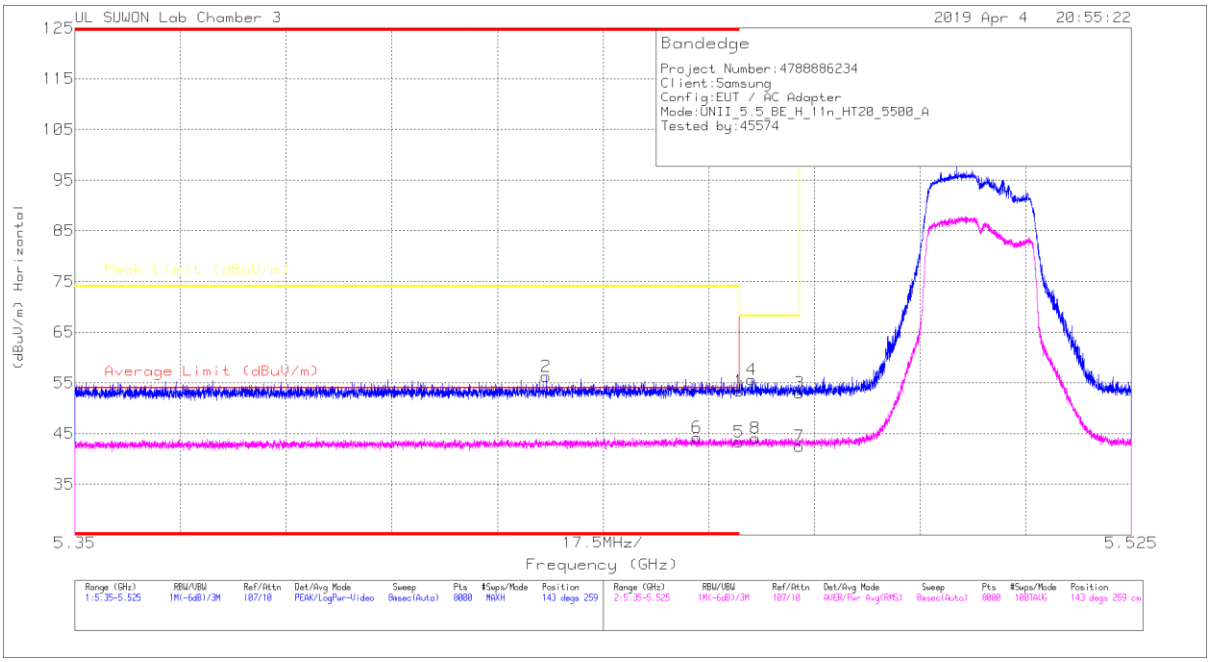

Trace Markers

Marker	Frequency (GHz)	Meter Reading (dBuV)	Det	3117_00205959	10dB[dB]	DC Corr (dB)	Corrected Reading (dBuV/m)	Average Limit (dBuV/m)	Margin (dB)	Peak Limit (dBuV/m)	PK Margin (dB)	Azimuth (Degs)	Height (cm)	Polarity
1	* 5.46	37.05	Pk	34.7	-18.4	0	53.35	-	-	74	-20.65	143	259	H
2	* 5.428	40.2	Pk	34.7	-18.6	0	56.3	-	-	74	-17.7	143	259	H
3	5.47	36.81	Pk	34.7	-18.5	0	53.01	-	-	68.2	-15.19	143	259	H
4	5.462	39.44	Pk	34.7	-18.5	0	55.64	-	-	68.2	-12.56	143	259	H
5	* 5.46	27.67	RMS	34.7	-19	0	43.37	54	-10.63	-	-	143	259	H
6	* 5.453	28.47	RMS	34.7	-19	0	44.17	54	-9.83	-	-	143	259	H
7	5.47	26.66	RMS	34.7	-18.9	0	42.46	-	-	-	-	143	259	H
8	5.463	28.34	RMS	34.7	-18.9	0	44.14	-	-	-	-	143	259	H

* - indicates frequency in CFR47 Pt 15 / IC RSS-Restricted Band
Pk - Peak detector
RMS - RMS detection

VERTICAL PEAK AND AVERAGE DATA

UL Korea, Ltd. Confidential
This report shall not be reproduced except in full, without the written approval of UL Korea, Ltd.

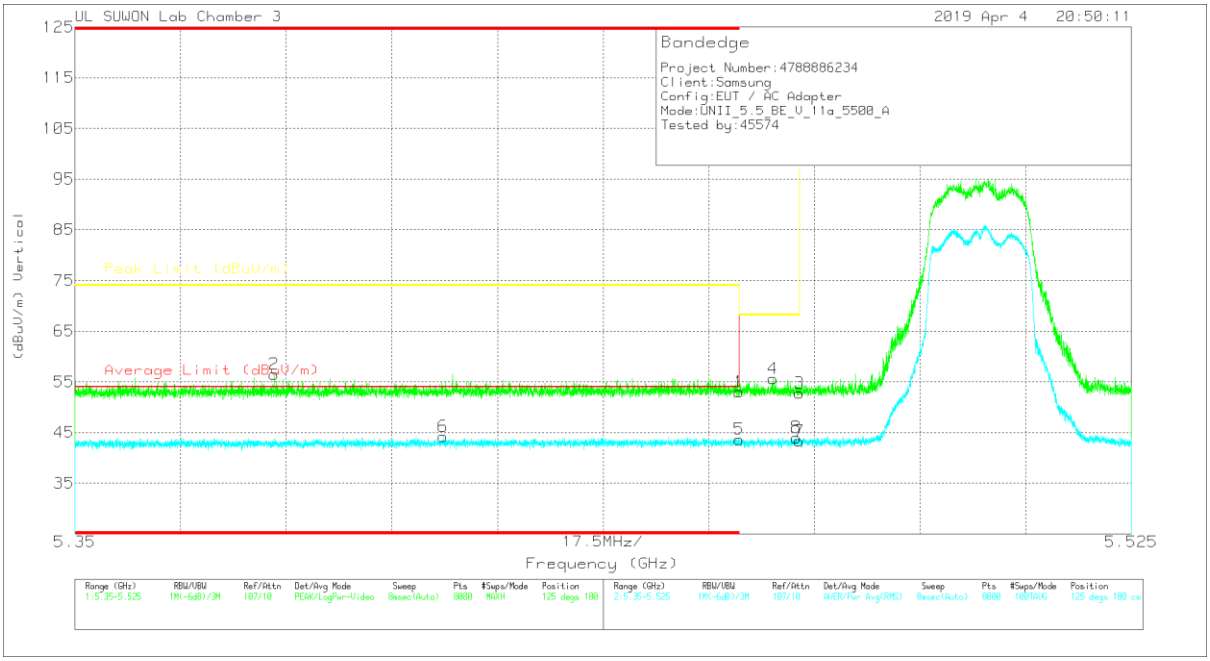

Trace Markers

Marker	Frequency (GHz)	Meter Reading (dBuV)	Det	3117_00205959	10dB[dB]	DC Corr (dB)	Corrected Reading (dBuV/m)	Average Limit (dBuV/m)	Margin (dB)	Peak Limit (dBuV/m)	PK Margin (dB)	Azimuth (Degs)	Height (cm)	Polarity
1	* 5.46	36.69	Pk	34.7	-18.4	0	52.99	-	-	74	-21.01	125	180	V
2	* 5.383	40.54	Pk	34.7	-18.7	0	56.54	-	-	74	-17.46	125	180	V
3	5.47	36.63	Pk	34.7	-18.5	0	52.83	-	-	68.2	-15.37	125	180	V
4	5.466	39.28	Pk	34.7	-18.4	0	55.58	-	-	68.2	-12.62	125	180	V
5	* 5.46	27.95	RMS	34.7	-19	0	43.65	54	-10.35	-	-	125	180	V
6	* 5.411	28.47	RMS	34.7	-19	0	44.17	54	-9.83	-	-	125	180	V
7	5.47	27.49	RMS	34.7	-18.9	0	43.29	-	-	-	-	125	180	V
8	5.469	28.22	RMS	34.7	-18.9	0	44.02	-	-	-	-	125	180	V

* - indicates frequency in CFR47 Pt 15 / IC RSS-Restricted Band
Pk - Peak detector
RMS - RMS detection

UL Korea, Ltd. Confidential
This report shall not be reproduced except in full, without the written approval of UL Korea, Ltd.

AUTHORIZED BANDEDGE (HIGH CHANNEL)

HORIZONTAL PEAK AND AVERAGE DATA

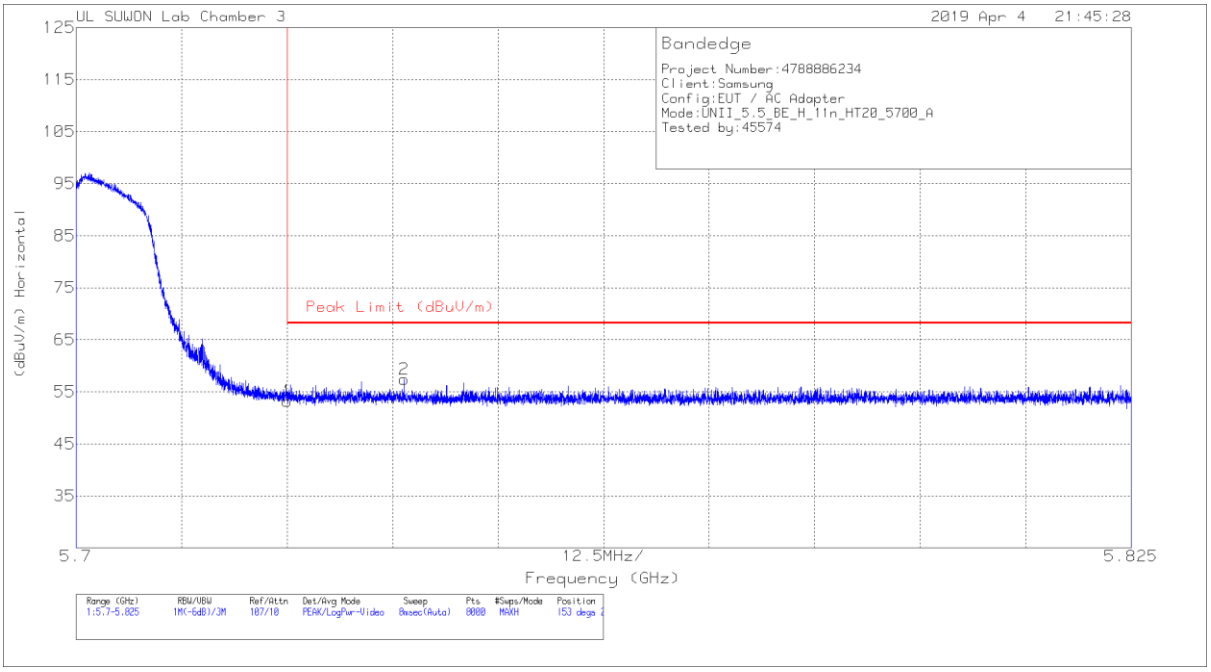

Trace Markers

Marker	Frequency (GHz)	Meter Reading (dBuV)	Det	3117_00205959	10dB[dB]	Corrected Reading (dBuV/m)	Peak Limit (dBuV/m)	PK Margin (dB)	Azimuth (Degs)	Height (cm)	Polarity
1	5.725	36.31	Pk	34.8	-17.9	53.21	68.2	-14.99	153	254	H
2	5.739	40.5	Pk	34.8	-17.9	57.4	68.2	-10.8	153	254	H

Pk - Peak detector

UL Korea, Ltd. Confidential
This report shall not be reproduced except in full, without the written approval of UL Korea, Ltd.

VERTICAL PEAK AND AVERAGE DATA

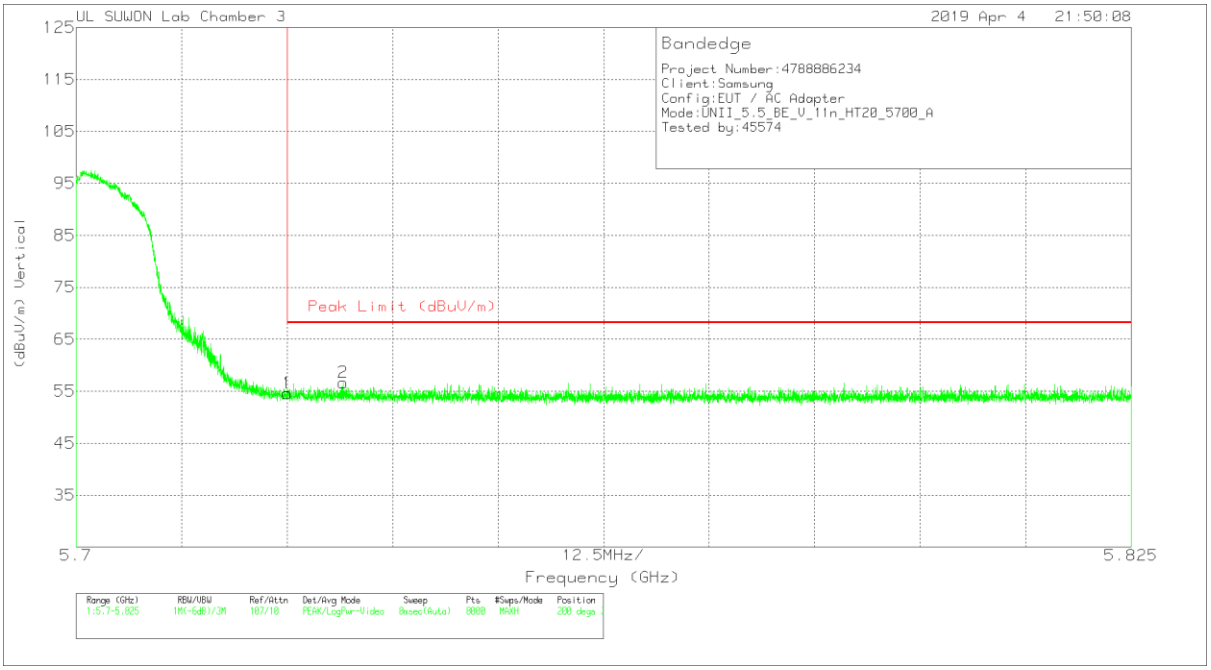

Trace Markers

Marker	Frequency (GHz)	Meter Reading (dBuV)	Det	3117_00205959	10dB[dB]	Corrected Reading (dBuV/m)	Peak Limit (dBuV/m)	PK Margin (dB)	Azimuth (Degs)	Height (cm)	Polarity
1	5.725	37.69	Pk	34.8	-17.9	54.59	68.2	-13.61	200	317	V
2	5.732	39.75	Pk	34.8	-17.9	56.65	68.2	-11.55	200	317	V

Pk - Peak detector

UL Korea, Ltd. Confidential
This report shall not be reproduced except in full, without the written approval of UL Korea, Ltd.

HARMONICS AND SPURIOUS EMISSIONS

LOW CHANNEL HORIZONTAL

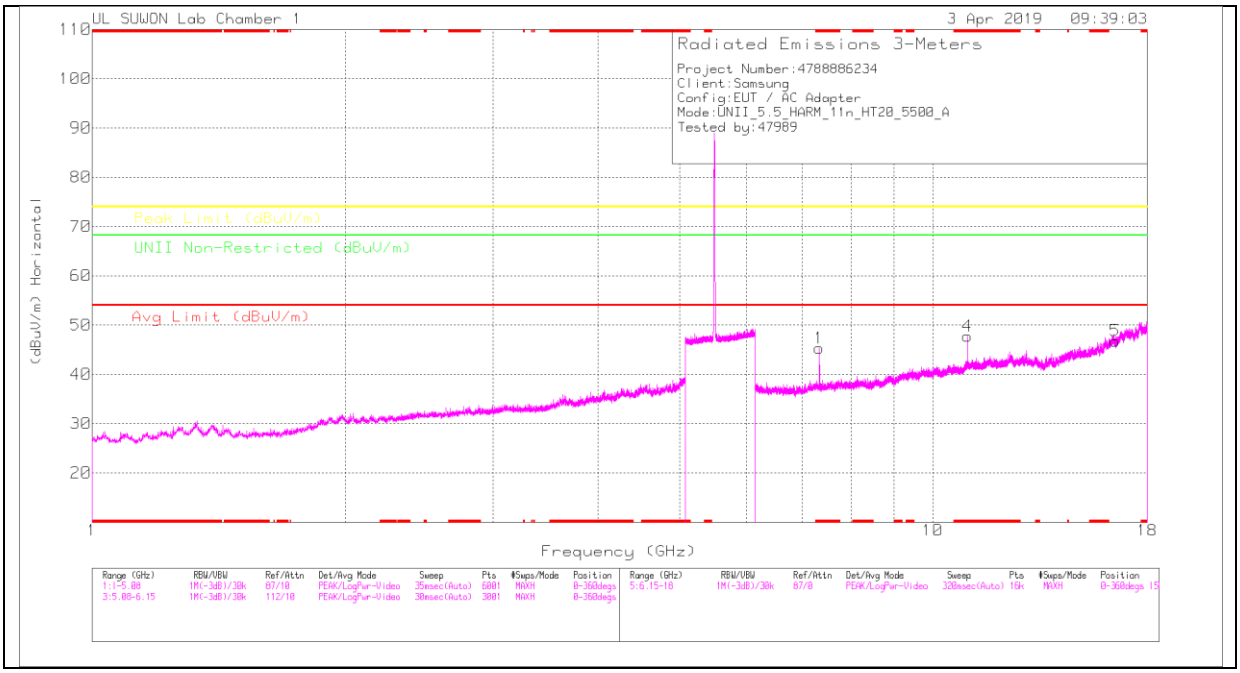

LOW CHANNEL VERTICAL

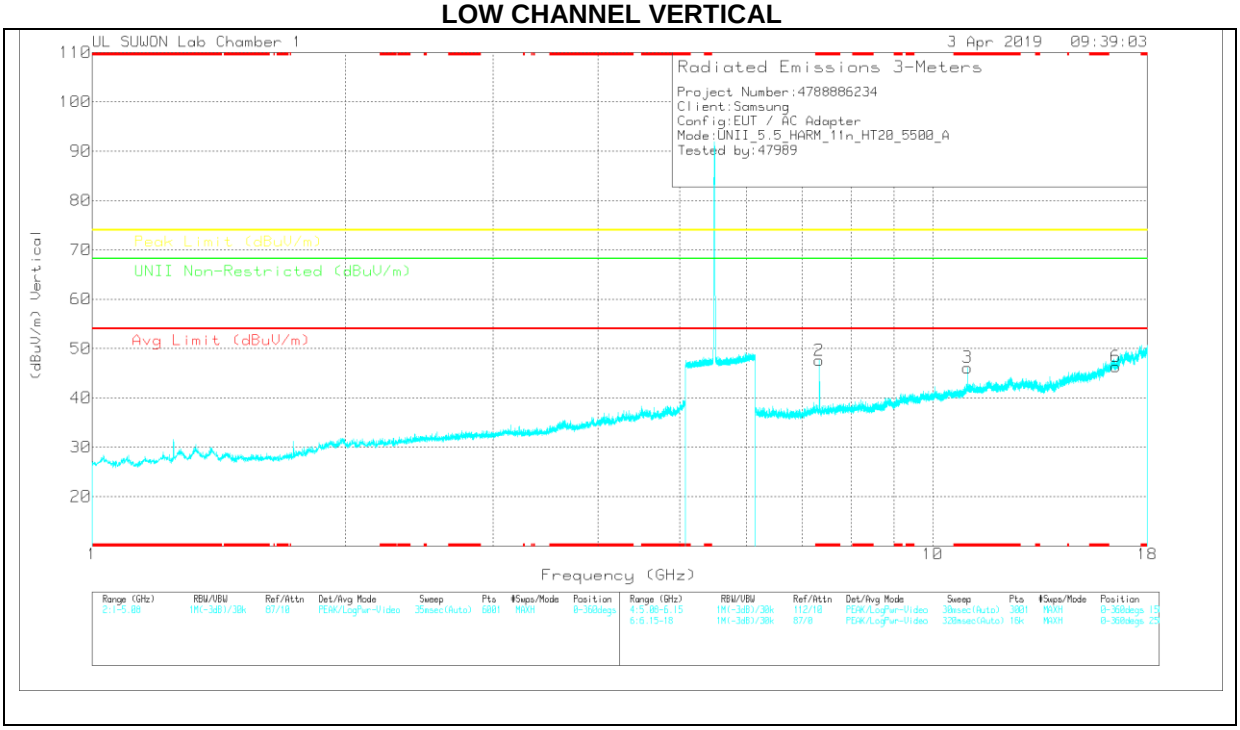

Note: Emission was scanned up to 40GHz; No emissions were detected above the noise floor which was at least 20dB below the specification limit.

LOW CHANNEL DATA

Trace Markers

UL Korea, Ltd. Confidential
This report shall not be reproduced except in full, without the written approval of UL Korea, Ltd.

Marker	Frequency (GHz)	Meter Reading (dBuV)	Det	3117_00168717	6GHz_HP[dB]	DC Corr (dB)	Corrected Reading (dBuV/m)	Avg Limit (dBuV/m)	Margin (dB)	Peak Limit (dBuV/m)	Margin (dB)	UNII Non-Restricted (dBuV/m)	Margin (dB)	Azimuth (Degs)	Height (cm)	Polarity
1	* 7.333	36.72	PK	35.8	-27.2	0	45.32	-	-	74	-28.68	-	-	0-360	250	H
4	* 11	31.12	PK	38.2	-21.6	0	47.72	-	-	74	-26.28	-	-	0-360	150	H
5	16.494	25.28	PK	40.9	-19.4	0	46.78	-	-	-	-	68.2	-21.42	0-360	150	H
2	* 7.333	38.98	PK	35.8	-27.2	0	47.58	-	-	74	-26.42	-	-	0-360	150	V
3	* 11	29.55	PK	38.2	-21.6	0	46.15	-	-	74	-27.85	-	-	0-360	150	V
6	16.503	24.93	PK	40.9	-19.5	0	46.33	-	-	-	-	68.2	-21.87	0-360	250	V

* - indicates frequency in CFR47 Pt 15 / IC RSS-Restricted Band

PK – Peak Detector

Radiated Emissions

Frequency (GHz)	Meter Reading (dBuV)	Det	3117_00168717	6GHz_HP[dB]	DC Corr (dB)	Corrected Reading (dBuV/m)	Avg Limit (dBuV/m)	Margin (dB)	Peak Limit (dBuV/m)	Margin (dB)	UNII Non-Restricted (dBuV/m)	Margin (dB)	Azimuth (Degs)	Height (cm)	Polarity
* 7.333	43.61	PK-U	35.8	-27.2	0	52.21	-	-	74	-21.79	-	-	161	274	H
* 7.333	37.4	ADR	35.8	-27.2	0	46	54	-8	-	-	-	-	161	274	H
* 7.333	43.24	PK-U	35.8	-27.2	0	51.84	-	-	74	-22.16	-	-	171	121	V
* 7.333	37.79	ADR	35.8	-27.2	0	46.39	54	-7.61	-	-	-	-	171	121	V
* 11	38.97	PK-U	38.2	-21.6	0	55.57	-	-	74	-18.43	-	-	187	139	V
* 11	27.35	ADR	38.2	-21.6	0	43.95	54	-10.05	-	-	-	-	187	139	V
* 11	39.82	PK-U	38.2	-21.6	0	56.42	-	-	74	-17.58	-	-	222	161	H
* 11	30.34	ADR	38.2	-21.6	0	46.94	54	-7.06	-	-	-	-	222	161	H

* - indicates frequency in CFR47 Pt 15 / IC RSS-Restricted Band

PK-U - U-NII: Maximum Peak

ADR - U-NII AD primary method, RMS average

UL Korea, Ltd. Confidential
This report shall not be reproduced except in full, without the written approval of UL Korea, Ltd.

MID CHANNEL HORIZONTAL

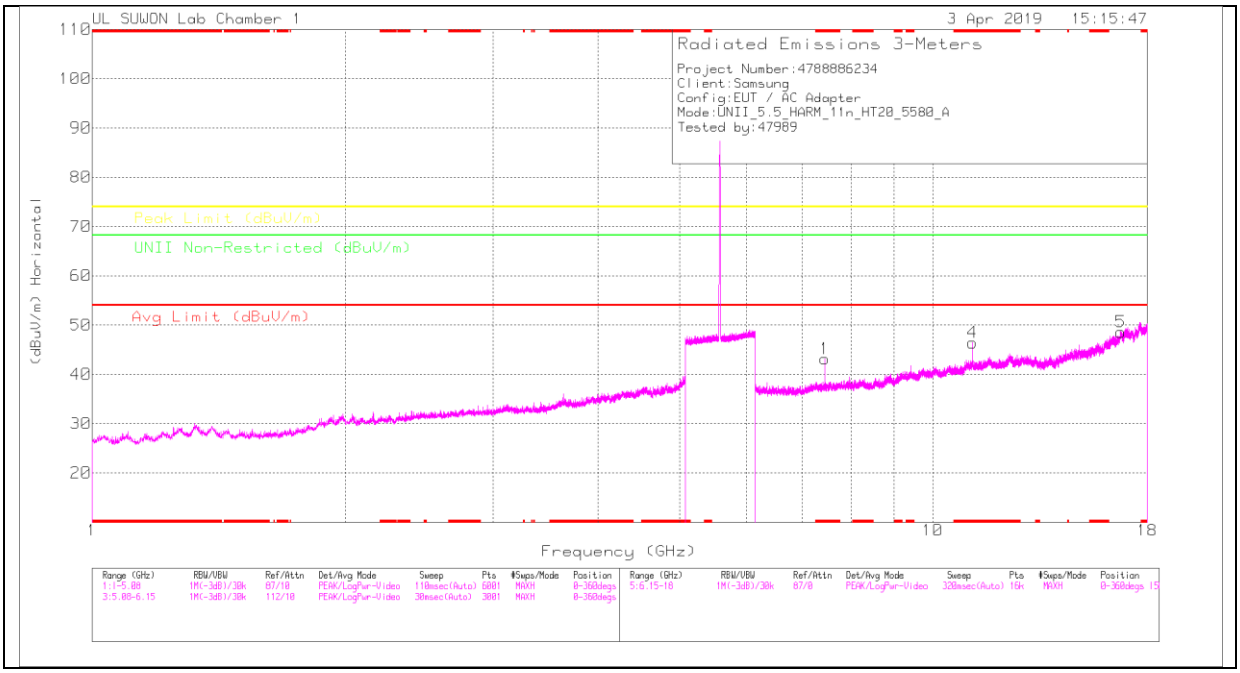

MID CHANNEL VERTICAL

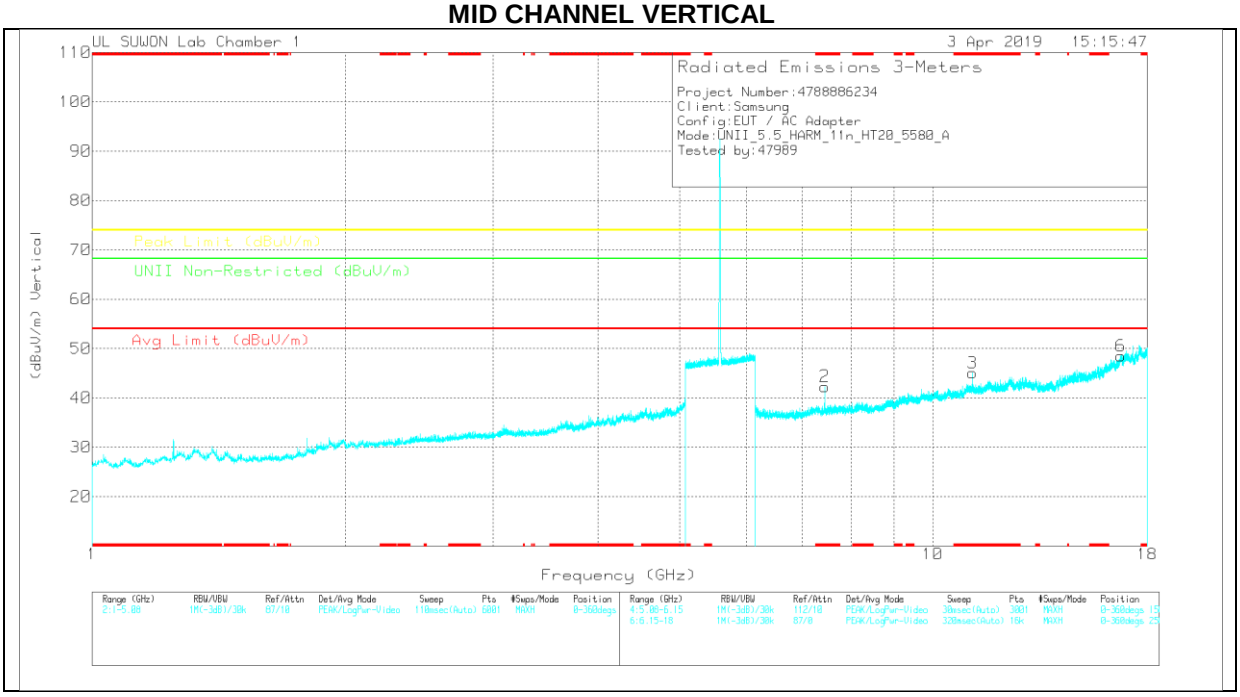

Note: Emission was scanned up to 40GHz; No emissions were detected above the noise floor which was at least 20dB below the specification limit.

UL Korea, Ltd. Confidential
This report shall not be reproduced except in full, without the written approval of UL Korea, Ltd.

MID CHANNEL DATA

Trace Markers

Marker	Frequency (GHz)	Meter Reading (dBuV)	Det	3117_00168717	6GHz_HP[dB]	DC Corr (dB)	Corrected Reading (dBuV/m)	Avg Limit (dBuV/m)	Margin (dB)	Peak Limit (dBuV/m)	Margin (dB)	UNII Non-Restricted (dBuV/m)	Margin (dB)	Azimuth (Degs)	Height (cm)	Polarity
1	* 7.439	34.67	PK	35.8	-27.3	0	43.17	-	-	74	-30.83	-	-	0-360	150	H
4	* 11.16	30.53	PK	38.3	-22.4	0	46.43	-	-	74	-27.57	-	-	0-360	150	H
5	16.734	24.58	PK	41.3	-17.3	0	48.58	-	-	-	-	68.2	-19.62	0-360	150	H
2	* 7.439	33.79	PK	35.8	-27.3	0	42.29	-	-	74	-31.71	-	-	0-360	150	V
3	* 11.16	29.17	PK	38.3	-22.4	0	45.07	-	-	74	-28.93	-	-	0-360	150	V
6	16.74	24.48	PK	41.3	-17.3	0	48.48	-	-	-	-	68.2	-19.72	0-360	150	V

* - indicates frequency in CFR47 Pt 15 / IC RSS-Restricted Band
PK – Peak Detector

Radiated Emissions

Frequency (GHz)	Meter Reading (dBuV)	Det	3117_00168717	6GHz_HP[dB]	DC Corr (dB)	Corrected Reading (dBuV/m)	Avg Limit (dBuV/m)	Margin (dB)	Peak Limit (dBuV/m)	Margin (dB)	UNII Non-Restricted (dBuV/m)	Margin (dB)	Azimuth (Degs)	Height (cm)	Polarity
* 7.44	42.81	PK-U	35.8	-27.4	0	51.21	-	-	74	-22.79	-	-	256	169	H
* 7.44	35.48	ADR	35.8	-27.4	0	43.88	54	-10.12	-	-	-	-	256	169	H
* 7.44	42.85	PK-U	35.8	-27.4	0	51.25	-	-	74	-22.75	-	-	178	400	V
* 7.44	35.7	ADR	35.8	-27.4	0	44.1	54	-9.9	-	-	-	-	178	400	V
* 11.16	39.32	PK-U	38.3	-22.4	0	55.22	-	-	74	-18.78	-	-	201	130	V
* 11.16	28.54	ADR	38.3	-22.4	0	44.44	54	-9.56	-	-	-	-	201	130	V
* 11.16	40.28	PK-U	38.3	-22.4	0	56.18	-	-	74	-17.82	-	-	221	158	H
* 11.16	30.11	ADR	38.3	-22.4	0	46.01	54	-7.99	-	-	-	-	221	158	H

* - indicates frequency in CFR47 Pt 15 / IC RSS-Restricted Band
PK-U - U-NII: Maximum Peak
ADR - U-NII AD primary method, RMS average

UL Korea, Ltd. Confidential
This report shall not be reproduced except in full, without the written approval of UL Korea, Ltd.

HIGH CHANNEL HORIZONTAL

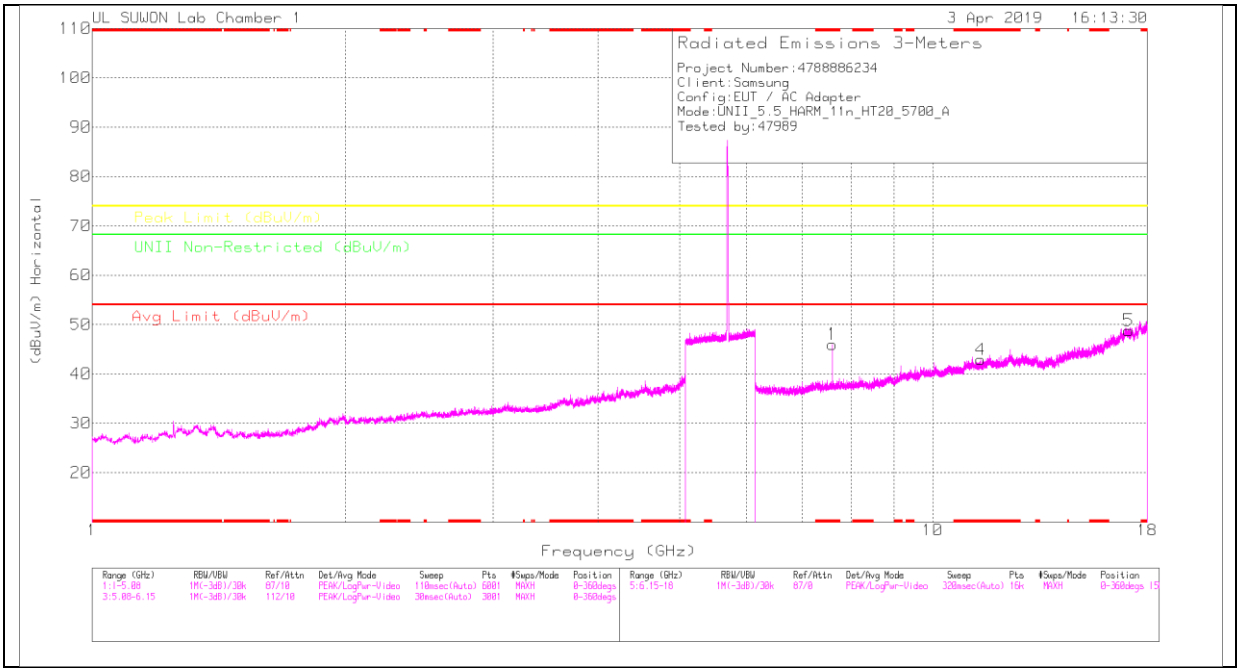

HIGH CHANNEL VERTICAL

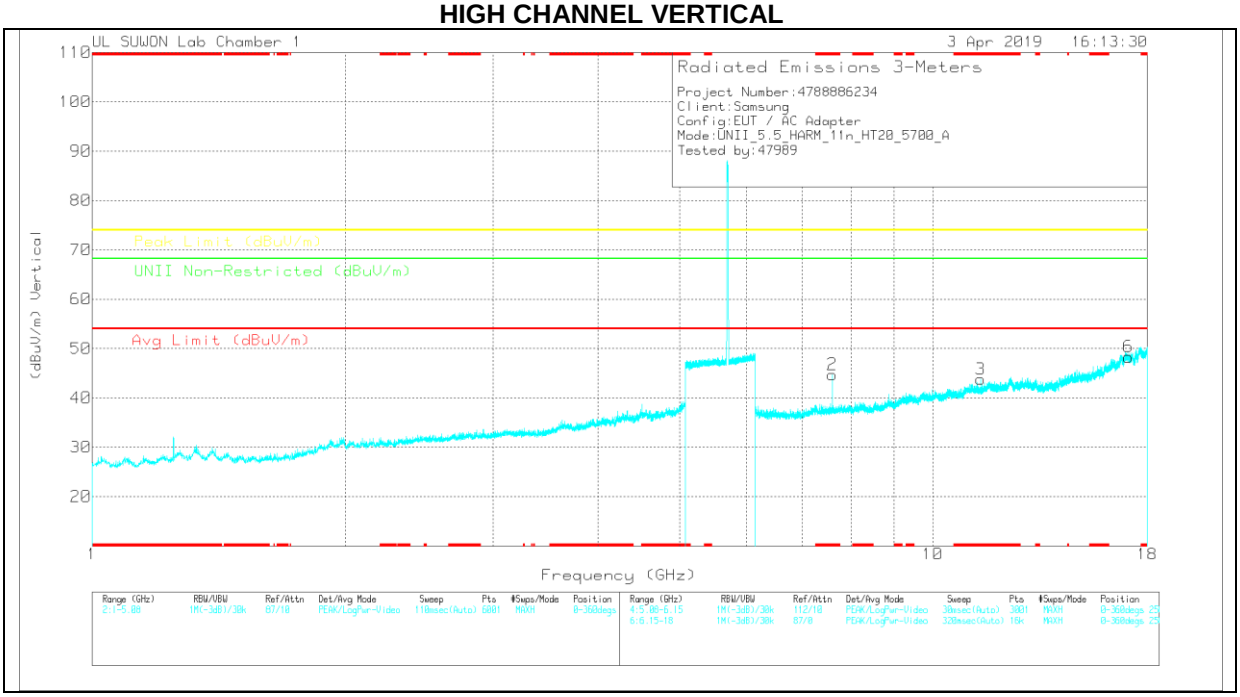

Note: Emission was scanned up to 40GHz; No emissions were detected above the noise floor which was at least 20dB below the specification limit.

UL Korea, Ltd. Confidential
This report shall not be reproduced except in full, without the written approval of UL Korea, Ltd.

HIGH CHANNEL DATA

Trace Markers

Marker	Frequency (GHz)	Meter Reading (dBuV)	Det	3117_00168717	6GHz_HP[dB]	DC Corr (dB)	Corrected Reading (dBuV/m)	Avg Limit (dBuV/m)	Margin (dB)	Peak Limit (dBuV/m)	Margin (dB)	UNII Non-Restricted (dBuV/m)	Margin (dB)	Azimuth (Degs)	Height (cm)	Polarity
1	* 7.599	36.7	PK	35.8	-26.5	0	46	-	-	74	-28	-	-	0-360	250	H
4	* 11.4	26.9	PK	38.4	-22.4	0	42.9	-	-	74	-31.1	-	-	0-360	250	H
5	17.104	24.38	PK	41.6	-17.2	0	48.78	-	-	-	-	68.2	-19.42	0-360	250	H
2	* 7.599	35.43	PK	35.8	-26.5	0	44.73	-	-	74	-29.27	-	-	0-360	150	V
3	* 11.401	27.68	PK	38.5	-22.4	0	43.78	-	-	74	-30.22	-	-	0-360	150	V
6	17.096	23.92	PK	41.6	-17.2	0	48.32	-	-	-	-	68.2	-19.88	0-360	150	V

* - indicates frequency in CFR47 Pt 15 / IC RSS-Restricted Band
PK – Peak Detector

Radiated Emissions

Frequency (GHz)	Meter Reading (dBuV)	Det	3117_00168717	6GHz_HP[dB]	DC Corr (dB)	Corrected Reading (dBuV/m)	Avg Limit (dBuV/m)	Margin (dB)	Peak Limit (dBuV/m)	Margin (dB)	UNII Non-Restricted (dBuV/m)	Margin (dB)	Azimuth (Degs)	Height (cm)	Polarity
* 7.6	42.16	PK-U	35.8	-26.5	0	51.46	-	-	74	-22.54	-	-	206	245	H
* 7.6	35.8	ADR	35.8	-26.5	0	45.1	54	-8.9	-	-	-	-	206	245	H
* 7.6	41.49	PK-U	35.8	-26.5	0	50.79	-	-	74	-23.21	-	-	212	165	V
* 7.6	34.48	ADR	35.8	-26.5	0	43.78	54	-10.22	-	-	-	-	212	165	V

* - indicates frequency in CFR47 Pt 15 / IC RSS-Restricted Band
PK-U - U-NII: Maximum Peak
ADR - U-NII AD primary method, RMS average

UL Korea, Ltd. Confidential
This report shall not be reproduced except in full, without the written approval of UL Korea, Ltd.

11.3.5.TX ABOVE 1GHz 802.11n HT20 1Tx ANT1 IN THE 5.5GHz BAND RESTRICTED BANDEDGE (LOW CHANNEL)

HORIZONTAL PEAK AND AVERAGE DATA

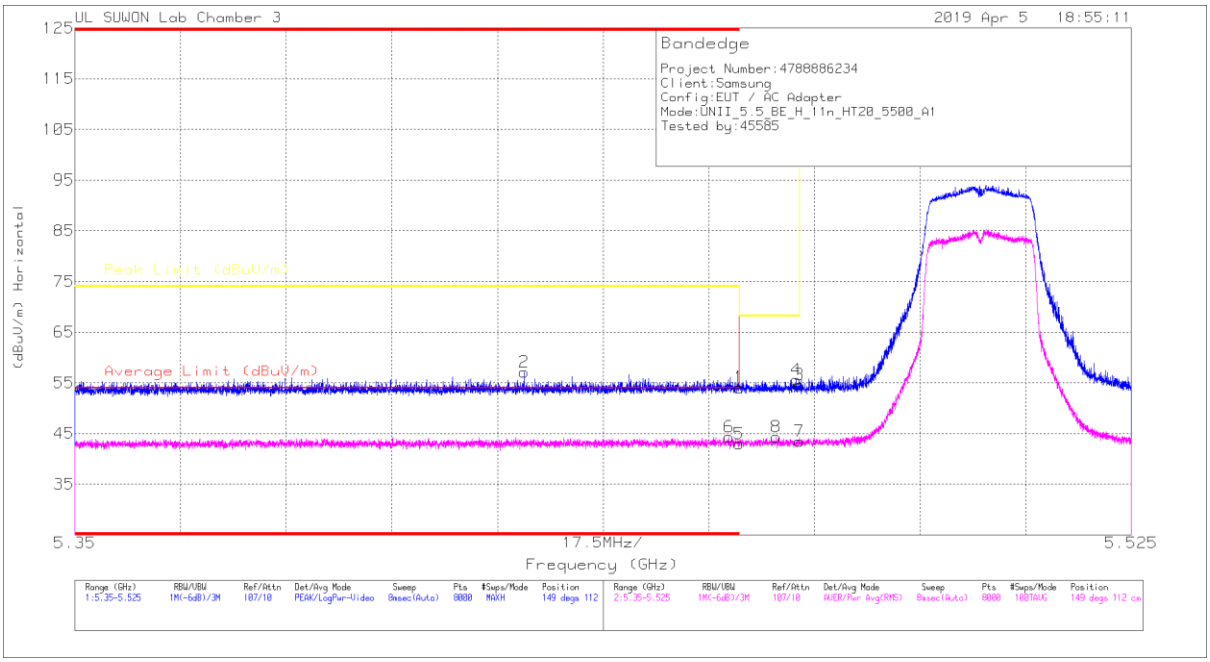

Trace Markers

Marker	Frequency (GHz)	Meter Reading (dBuV)	Det	3117_00205959	10dB[dB]	DC Corr (dB)	Corrected Reading (dBuV/m)	Average Limit (dBuV/m)	Margin (dB)	Peak Limit (dBuV/m)	PK Margin (dB)	Azimuth (Degs)	Height (cm)	Polarity
1	* 5.46	37.78	Pk	34.7	-18.4	0	54.08	-	-	74	-19.92	149	112	H
2	* 5.424	41.02	Pk	34.7	-18.6	0	57.12	-	-	74	-16.88	149	112	H
3	5.47	38.39	Pk	34.7	-18.5	0	54.59	-	-	68.2	-13.61	149	112	H
4	5.469	39.41	Pk	34.7	-18.5	0	55.61	-	-	68.2	-12.59	149	112	H
5	* 5.46	27.21	RMS	34.7	-19	0	42.91	54	-11.09	-	-	149	112	H
6	* 5.458	28.65	RMS	34.7	-19	0	44.35	54	-9.65	-	-	149	112	H
7	5.47	27.69	RMS	34.7	-18.9	0	43.49	-	-	-	-	149	112	H
8	5.466	28.58	RMS	34.7	-18.9	0	44.38	-	-	-	-	149	112	H

* - indicates frequency in CFR47 Pt 15 / IC RSS-Restricted Band
Pk - Peak detector
RMS - RMS detection

VERTICAL PEAK AND AVERAGE DATA

UL Korea, Ltd. Confidential
This report shall not be reproduced except in full, without the written approval of UL Korea, Ltd.

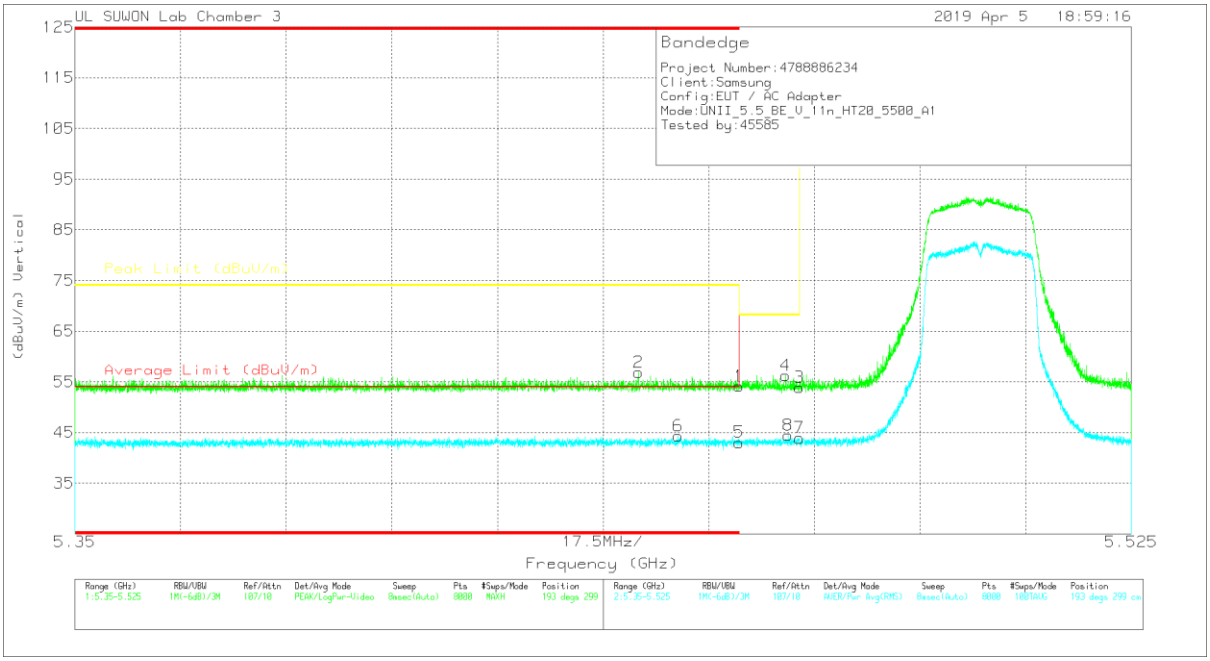

Trace Markers

Marker	Frequency (GHz)	Meter Reading (dBuV)	Det	3117_00205959	10dB[dB]	DC Corr (dB)	Corrected Reading (dBuV/m)	Average Limit (dBuV/m)	Margin (dB)	Peak Limit (dBuV/m)	PK Margin (dB)	Azimuth (Degs)	Height (cm)	Polarity
1	* 5.46	37.84	Pk	34.7	-18.4	0	54.14	-	-	74	-19.86	193	299	V
2	* 5.443	40.72	Pk	34.7	-18.5	0	56.92	-	-	74	-17.08	193	299	V
3	5.47	37.7	Pk	34.7	-18.5	0	53.9	-	-	68.2	-14.3	193	299	V
4	5.468	40.08	Pk	34.7	-18.5	0	56.28	-	-	68.2	-11.92	193	299	V
5	* 5.46	27.33	RMS	34.7	-19	0	43.03	54	-10.97	-	-	193	299	V
6	* 5.45	28.64	RMS	34.7	-19	0	44.34	54	-9.66	-	-	193	299	V
7	5.47	28.1	RMS	34.7	-18.9	0	43.9	-	-	-	-	193	299	V
8	5.468	28.71	RMS	34.7	-18.9	0	44.51	-	-	-	-	193	299	V

* - indicates frequency in CFR47 Pt 15 / IC RSS-Restricted Band
Pk - Peak detector
RMS - RMS detection

UL Korea, Ltd. Confidential
This report shall not be reproduced except in full, without the written approval of UL Korea, Ltd.

AUTHORIZED BANDEDGE (HIGH CHANNEL)

HORIZONTAL PEAK AND AVERAGE DATA

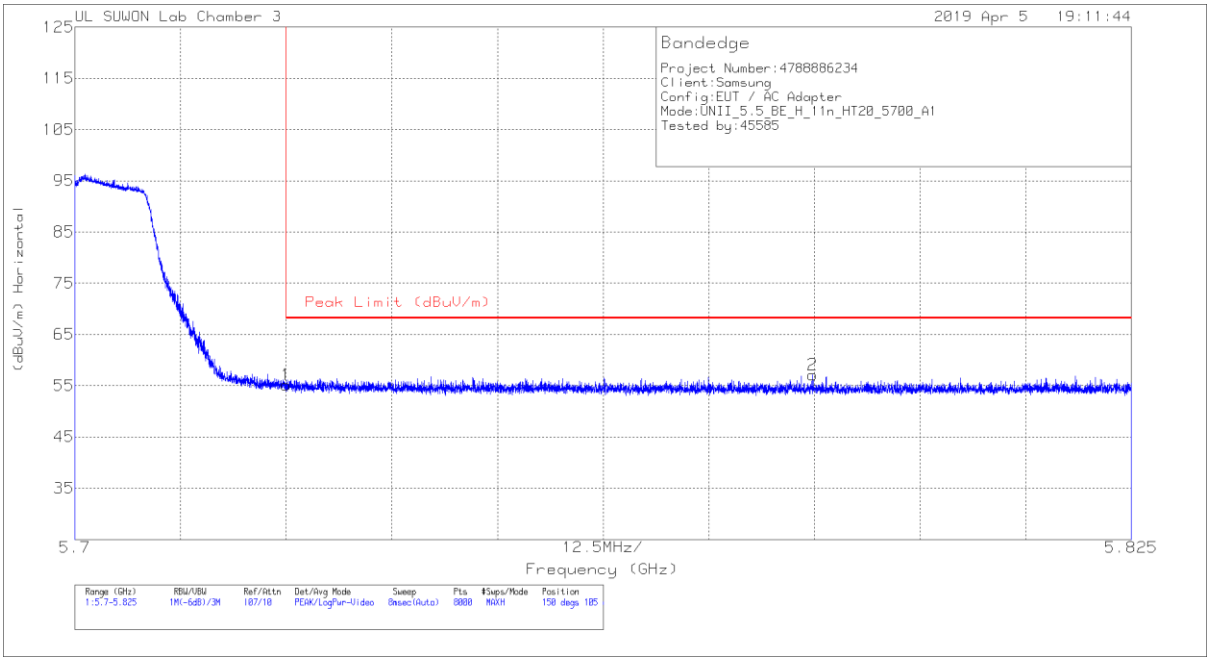

Trace Markers

Marker	Frequency (GHz)	Meter Reading (dBuV)	Det	3117_00205959	10dB[dB]	DC Corr (dB)	Corrected Reading (dBuV/m)	Peak Limit (dBuV/m)	PK Margin (dB)	Azimuth (Degs)	Height (cm)	Polarity
1	5.725	38.23	Pk	34.8	-17.9	0	55.13	68.2	-13.07	150	105	H
2	5.787	39.97	Pk	34.9	-17.8	0	57.07	68.2	-11.13	150	105	H

Pk - Peak detector

UL Korea, Ltd. Confidential
This report shall not be reproduced except in full, without the written approval of UL Korea, Ltd.

VERTICAL PEAK AND AVERAGE DATA

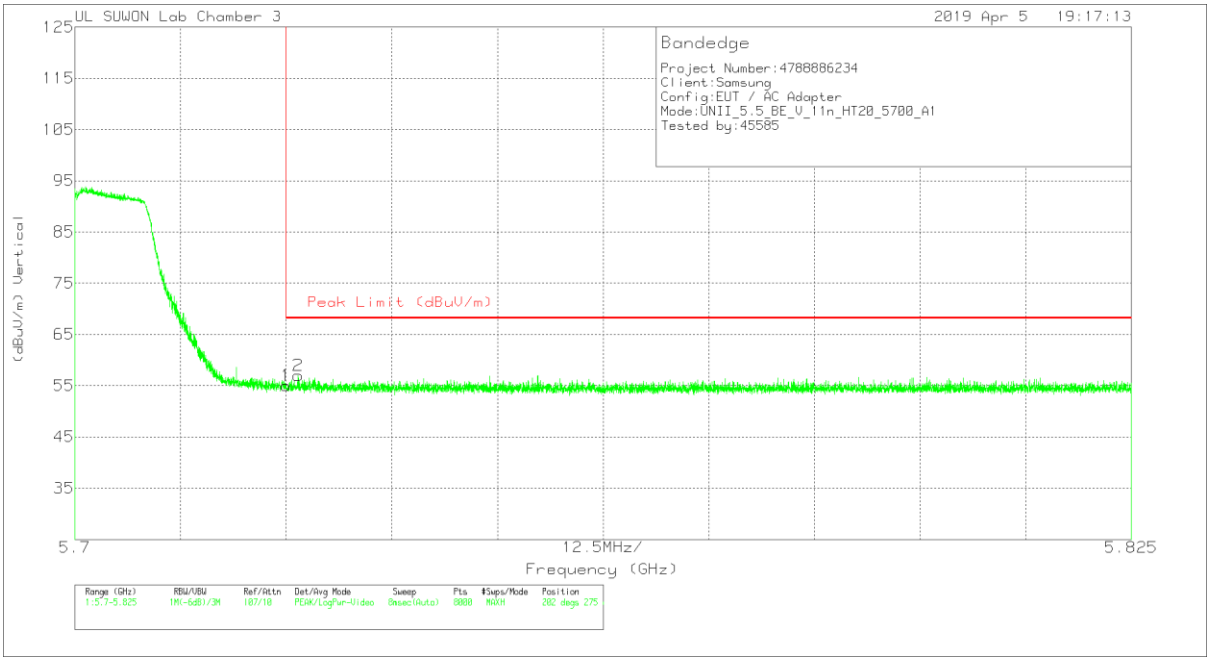

Trace Markers

Marker	Frequency (GHz)	Meter Reading (dBuV)	Det	3117_00205959	10dB[dB]	DC Corr (dB)	Corrected Reading (dBuV/m)	Peak Limit (dBuV/m)	PK Margin (dB)	Azimuth (Degs)	Height (cm)	Polarity
1	5.725	38.16	Pk	34.8	-17.9	0	55.06	68.2	-13.14	202	275	V
2	5.726	40.04	Pk	34.8	-17.9	0	56.94	68.2	-11.26	202	275	V

Pk - Peak detector

UL Korea, Ltd. Confidential
This report shall not be reproduced except in full, without the written approval of UL Korea, Ltd.

HARMONICS AND SPURIOUS EMISSIONS

LOW CHANNEL HORIZONTAL

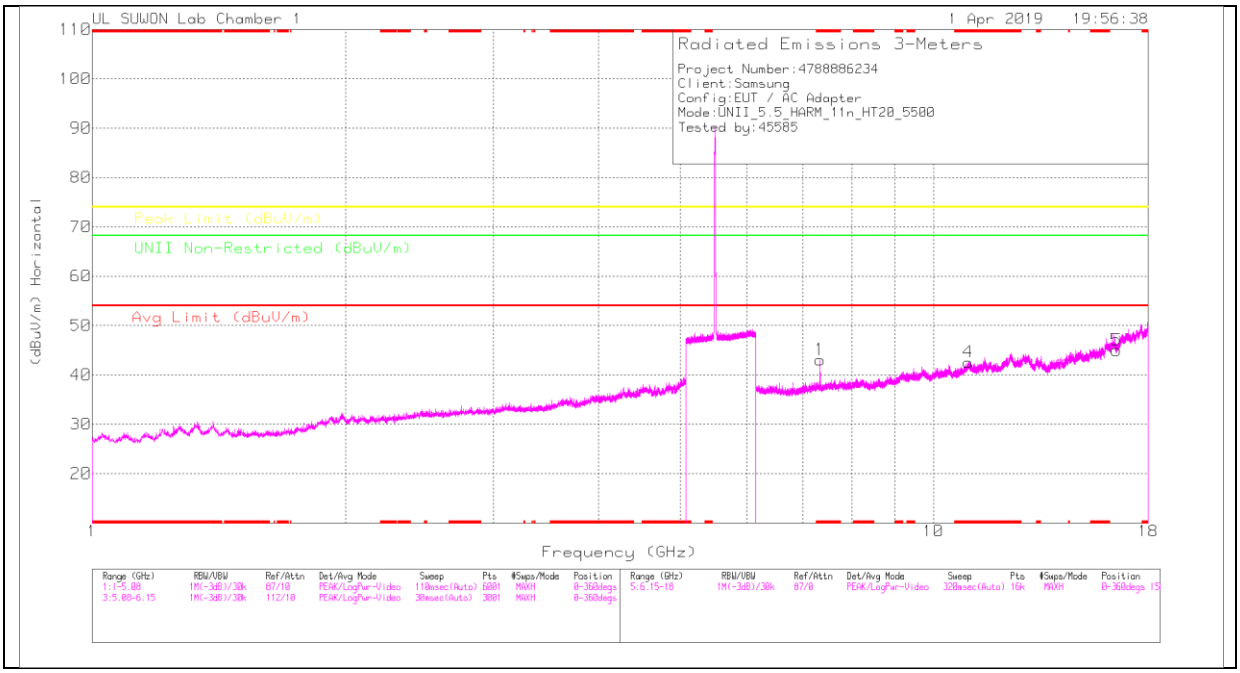

LOW CHANNEL VERTICAL

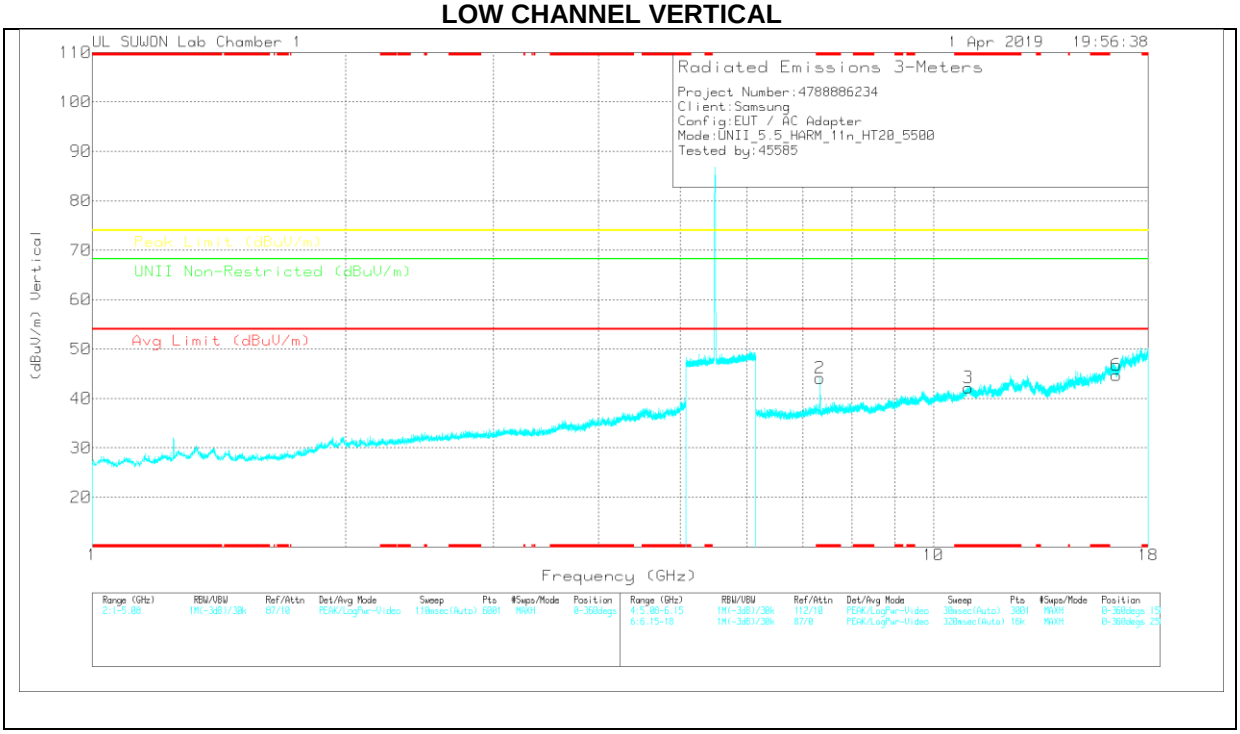

Note: Emission was scanned up to 40GHz; No emissions were detected above the noise floor which was at least 20dB below the specification limit.

UL Korea, Ltd. Confidential
This report shall not be reproduced except in full, without the written approval of UL Korea, Ltd.

LOW CHANNEL DATA

Trace Markers

Marker	Frequency (GHz)	Meter Reading (dBuV)	Det	3117_00168717	6GHz_HP[dB]	DC Corr (dB)	Corrected Reading (dBuV/m)	Avg Limit (dBuV/m)	Margin (dB)	Peak Limit (dBuV/m)	Margin (dB)	UNII Non-Restricted (dBuV/m)	Margin (dB)	Azimuth (Degs)	Height (cm)	Polarity
1	* 7.333	34.48	PK	35.8	-27.2	0	43.08	-	-	74	-30.92	-	-	0-360	150	H
4	* 10.998	25.98	PK	38.2	-21.6	0	42.58	-	-	74	-31.42	-	-	0-360	150	H
5	16.5	23.63	PK	40.9	-19.5	0	45.03	-	-	-	-	68.2	-23.17	0-360	150	H
2	* 7.333	35.54	PK	35.8	-27.2	0	44.14	-	-	74	-29.86	-	-	0-360	150	V
3	* 11.002	25.59	PK	38.2	-21.6	0	42.19	-	-	74	-31.81	-	-	0-360	250	V
6	16.5	23.34	PK	40.9	-19.5	0	44.74	-	-	-	-	68.2	-23.46	0-360	150	V

* - indicates frequency in CFR47 Pt 15 / IC RSS-Restricted Band
PK – Peak Detector

Radiated Emissions

Frequency (GHz)	Meter Reading (dBuV)	Det	3117_00168717	6GHz_HP[dB]	DC Corr (dB)	Corrected Reading (dBuV/m)	Avg Limit (dBuV/m)	Margin (dB)	Peak Limit (dBuV/m)	Margin (dB)	UNII Non-Restricted (dBuV/m)	Margin (dB)	Azimuth (Degs)	Height (cm)	Polarity
* 7.333	42.29	PK-U	35.8	-27.2	0	50.89	-	-	74	-23.11	-	-	107	109	H
* 7.333	34.69	ADR	35.8	-27.2	0	43.29	54	-10.71	-	-	-	-	107	109	H
* 7.333	43.09	PK-U	35.8	-27.2	0	51.69	-	-	74	-22.31	-	-	286	100	V
* 7.333	36.73	ADR	35.8	-27.2	0	45.33	54	-8.67	-	-	-	-	286	100	V

* - indicates frequency in CFR47 Pt 15 / IC RSS-Restricted Band
PK-U - U-NII: Maximum Peak
ADR - U-NII AD primary method, RMS average

UL Korea, Ltd. Confidential
This report shall not be reproduced except in full, without the written approval of UL Korea, Ltd.

MID CHANNEL HORIZONTAL

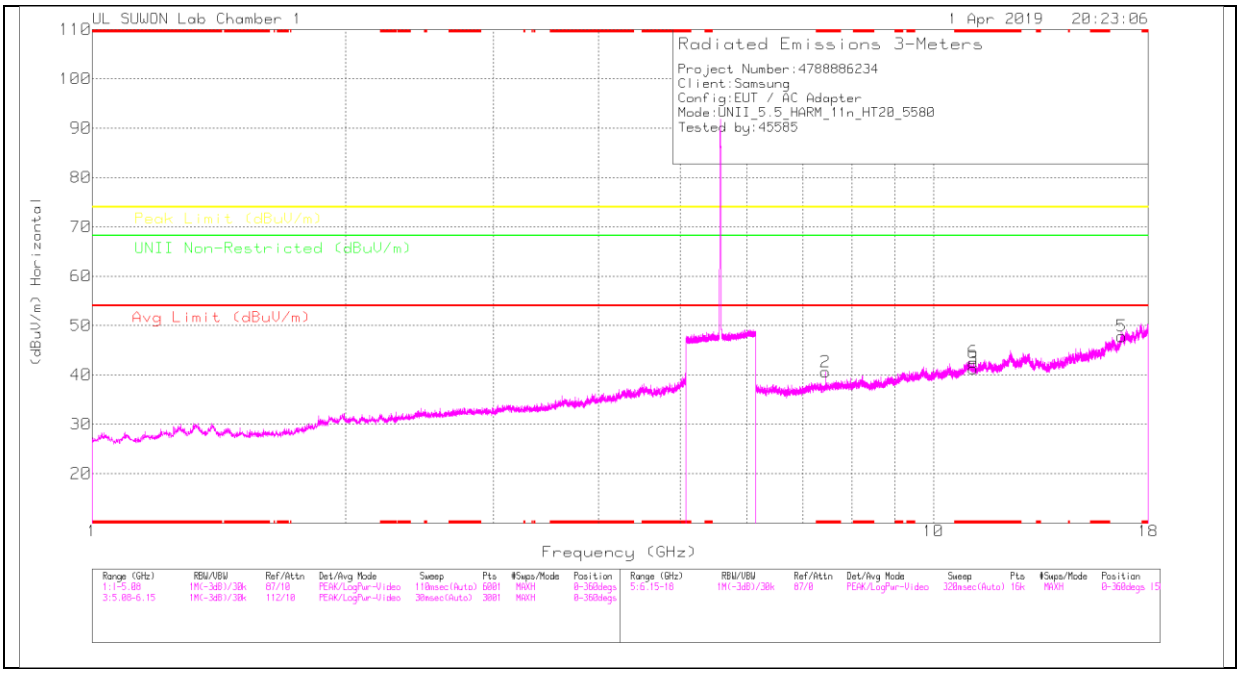

MID CHANNEL VERTICAL

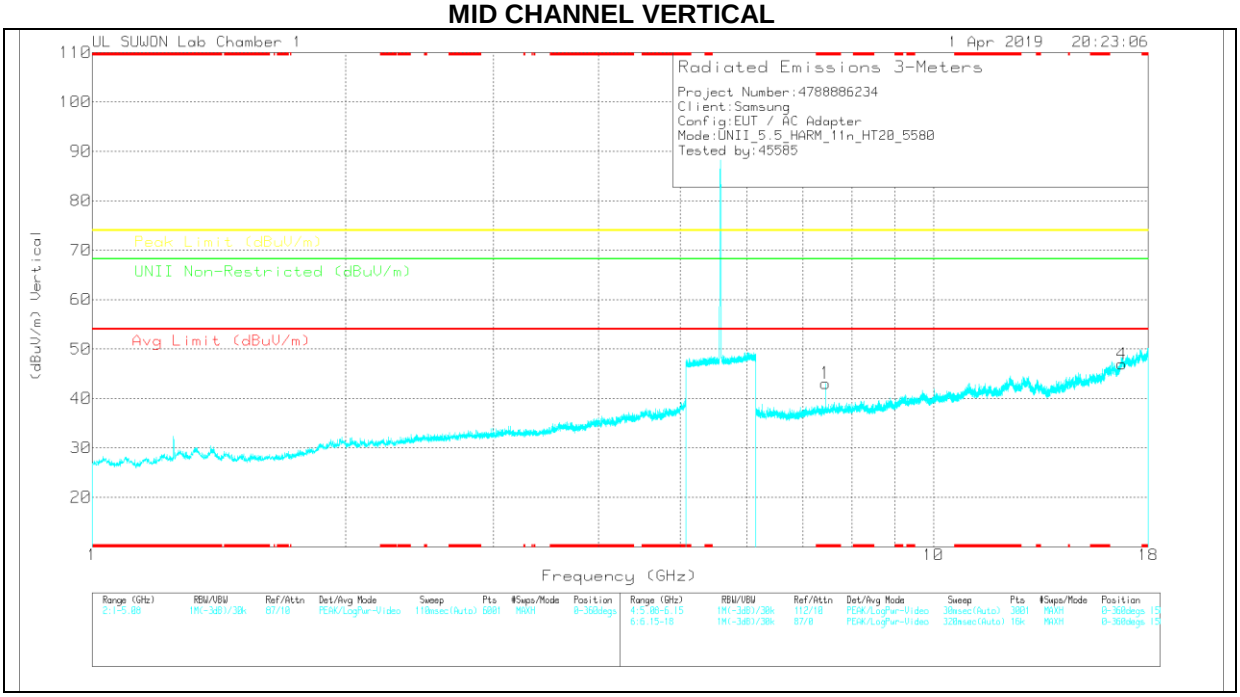

Note: Emission was scanned up to 40GHz; No emissions were detected above the noise floor which was at least 20dB below the specification limit.

UL Korea, Ltd. Confidential
This report shall not be reproduced except in full, without the written approval of UL Korea, Ltd.

MID CHANNEL DATA

Trace Markers

Marker	Frequency (GHz)	Meter Reading (dBuV)	Det	3117_00168717	6GHz_HP[dB]	DC Corr (dB)	Corrected Reading (dBuV/m)	Avg Limit (dBuV/m)	Margin (dB)	Peak Limit (dBuV/m)	Margin (dB)	UNII Non-Restricted (dBuV/m)	Margin (dB)	Azimuth (Degs)	Height (cm)	Polarity
2	* 7.439	32.08	PK	35.8	-27.3	0	40.58	-	-	74	-33.42	-	-	0-360	150	H
3	* 11.156	25.39	PK	38.3	-22.4	0	41.29	-	-	74	-32.71	-	-	0-360	150	H
5	16.739	23.82	PK	41.3	-17.3	0	47.82	-	-	-	-	68.2	-20.38	0-360	150	H
6	* 11.158	26.67	PK	38.3	-22.4	0	42.57	-	-	74	-31.43	-	-	0-360	150	H
1	* 7.439	34.58	PK	35.8	-27.3	0	43.08	-	-	74	-30.92	-	-	0-360	150	V
4	16.738	22.96	PK	41.3	-17.3	0	46.96	-	-	-	-	68.2	-21.24	0-360	150	V

* - indicates frequency in CFR47 Pt 15 / IC RSS-Restricted Band
PK – Peak Detector

Radiated Emissions

Frequency (GHz)	Meter Reading (dBuV)	Det	3117_00168717	6GHz_HP[dB]	DC Corr (dB)	Corrected Reading (dBuV/m)	Avg Limit (dBuV/m)	Margin (dB)	Peak Limit (dBuV/m)	Margin (dB)	UNII Non-Restricted (dBuV/m)	Margin (dB)	Azimuth (Degs)	Height (cm)	Polarity
* 7.44	40.43	PK-U	35.8	-27.4	0	48.83	-	-	74	-25.17	-	-	107	110	H
* 7.44	29.76	ADR	35.8	-27.4	0	38.16	54	-15.84	-	-	-	-	107	110	H
* 7.44	42.83	PK-U	35.8	-27.4	0	51.23	-	-	74	-22.77	-	-	286	100	V
* 7.44	35.97	ADR	35.8	-27.4	0	44.37	54	-9.63	-	-	-	-	286	100	V

* - indicates frequency in CFR47 Pt 15 / IC RSS-Restricted Band
PK-U - U-NII: Maximum Peak
ADR - U-NII AD primary method, RMS average

UL Korea, Ltd. Confidential
This report shall not be reproduced except in full, without the written approval of UL Korea, Ltd.

HIGH CHANNEL HORIZONTAL

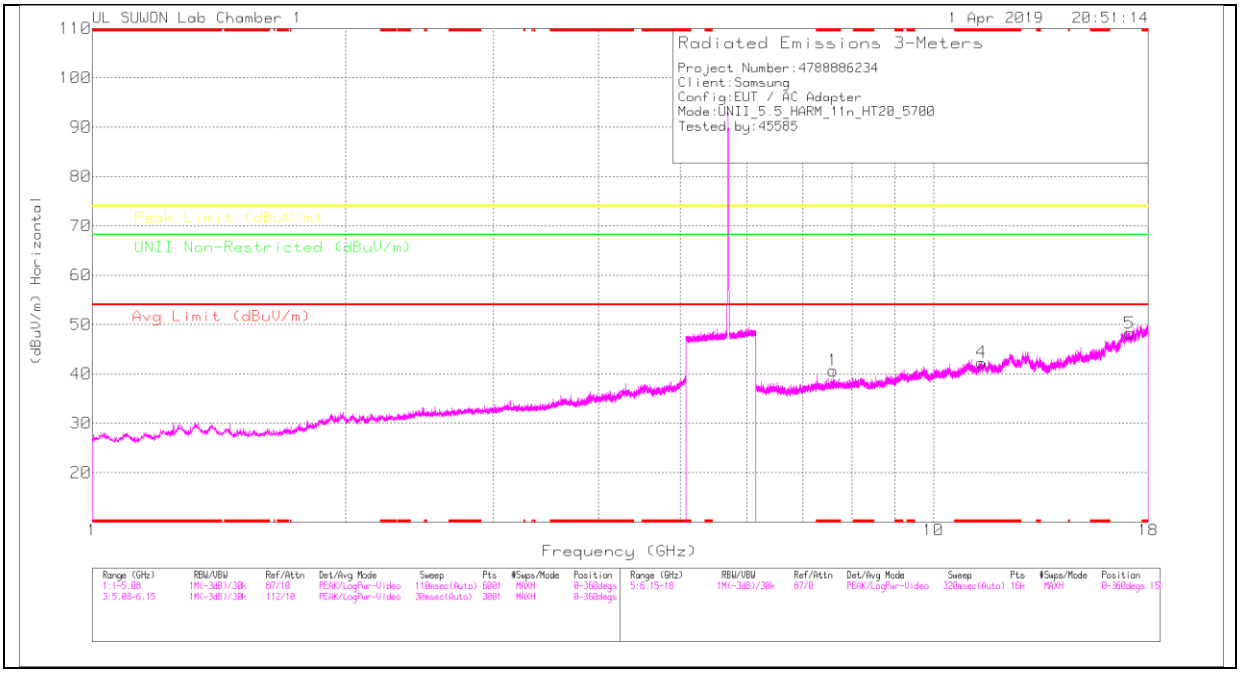

HIGH CHANNEL VERTICAL

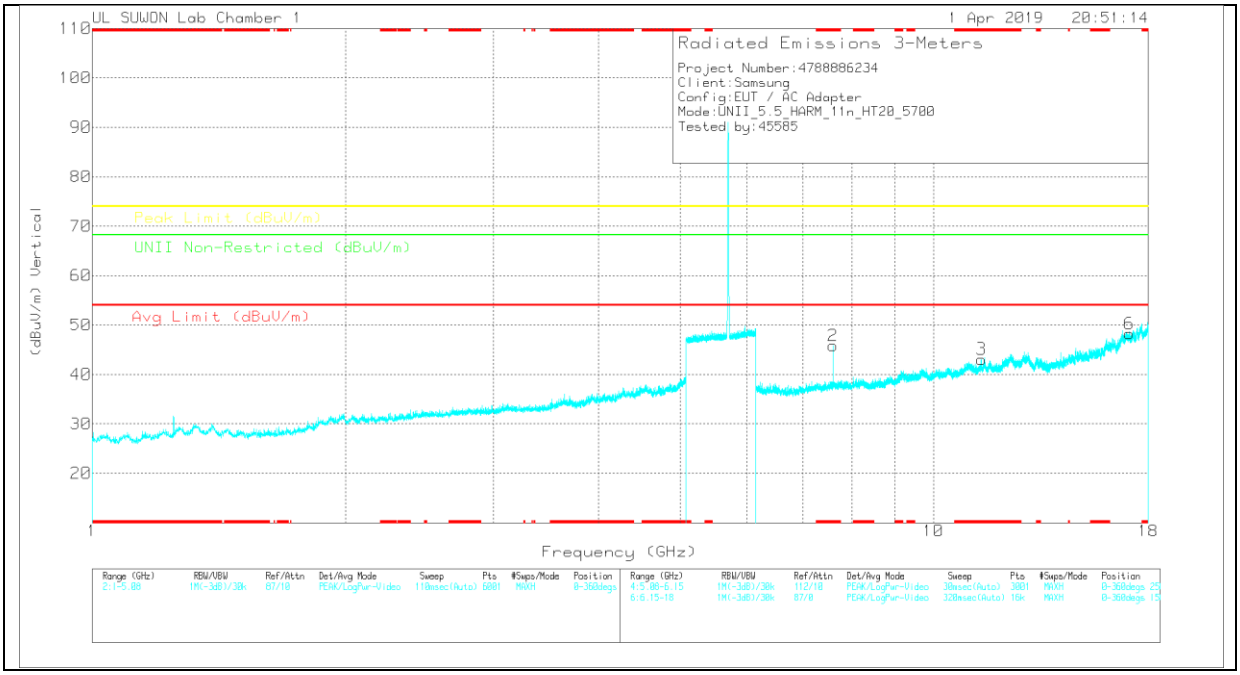

Note: Emission was scanned up to 40GHz; No emissions were detected above the noise floor which was at least 20dB below the specification limit.

UL Korea, Ltd. Confidential
This report shall not be reproduced except in full, without the written approval of UL Korea, Ltd.

HIGH CHANNEL DATA

Trace Markers

Marker	Frequency (GHz)	Meter Reading (dBuV)	Det	3117_00168717	6GHz_HP[dB]	DC Corr (dB)	Corrected Reading (dBuV/m)	Avg Limit (dBuV/m)	Margin (dB)	Peak Limit (dBuV/m)	Margin (dB)	UNII Non-Restricted (dBuV/m)	Margin (dB)	Azimuth (Degs)	Height (cm)	Polarity
1	* 7.599	31.4	PK	35.8	-26.5	0	40.7	-	-	74	-33.3	-	-	0-360	250	H
4	* 11.4	26.31	PK	38.4	-22.4	0	42.31	-	-	74	-31.69	-	-	0-360	150	H
5	17.105	23.93	PK	41.6	-17.3	0	48.23	-	-	-	-	68.2	-19.97	0-360	150	H
2	* 7.599	36.52	PK	35.8	-26.5	0	45.82	-	-	74	-28.18	-	-	0-360	150	V
3	* 11.404	26.98	PK	38.5	-22.4	0	43.08	-	-	74	-30.92	-	-	0-360	150	V
6	17.099	23.82	PK	41.6	-17.2	0	48.22	-	-	-	-	68.2	-19.98	0-360	250	V

* - indicates frequency in CFR47 Pt 15 / IC RSS-Restricted Band
PK – Peak Detector

Radiated Emissions

Frequency (GHz)	Meter Reading (dBuV)	Det	3117_00168717	6GHz_HP[dB]	DC Corr (dB)	Corrected Reading (dBuV/m)	Avg Limit (dBuV/m)	Margin (dB)	Peak Limit (dBuV/m)	Margin (dB)	UNII Non-Restricted (dBuV/m)	Margin (dB)	Azimuth (Degs)	Height (cm)	Polarity
* 7.6	40.12	PK-U	35.8	-26.5	0	49.42	-	-	74	-24.58	-	-	107	110	H
* 7.6	29.31	ADR	35.8	-26.5	0	38.61	54	-15.39	-	-	-	-	107	110	H
* 7.6	42.63	PK-U	35.8	-26.5	0	51.93	-	-	74	-22.07	-	-	286	100	V
* 7.6	35.95	ADR	35.8	-26.5	0	45.25	54	-8.75	-	-	-	-	286	100	V

* - indicates frequency in CFR47 Pt 15 / IC RSS-Restricted Band
PK-U - U-NII: Maximum Peak
ADR - U-NII AD primary method, RMS average

UL Korea, Ltd. Suwon Laboratory FORM ID: FCC_15E
218 Maeyeong-ro, Yeongtong-gu, Suwon-si, Gyeonggi-do, 16675 Korea TEL: (031) 337-9902,FAX: (031) 213-5433
UL Korea, Ltd. Confidential
This report shall not be reproduced except in full, without the written approval of UL Korea, Ltd.

11.3.6.TX ABOVE 1GHz 802.11n HT20 1Tx ANT2 IN THE 5.5GHz BAND RESTRICTED BANDEDGE (LOW CHANNEL)

HORIZONTAL PEAK AND AVERAGE DATA

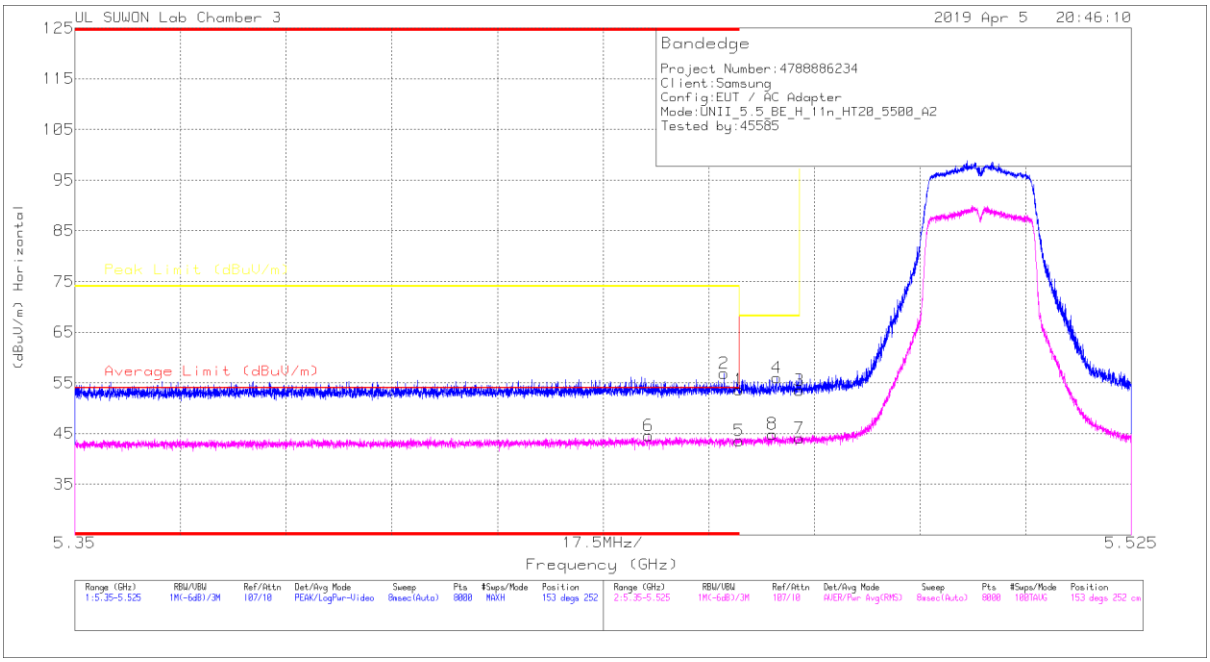

Trace Markers

Marker	Frequency (GHz)	Meter Reading (dBuV)	Det	3117_00205959	10dB[dB]	DC Corr (dB)	Corrected Reading (dBuV/m)	Average Limit (dBuV/m)	Margin (dB)	Peak Limit (dBuV/m)	PK Margin (dB)	Azimuth (Degs)	Height (cm)	Polarity
1	* 5.46	37.29	Pk	34.7	-18.4	0	53.59	-	-	74	-20.41	153	252	H
2	* 5.458	40.67	Pk	34.7	-18.5	0	56.87	-	-	74	-17.13	153	252	H
3	5.47	37.31	Pk	34.7	-18.5	0	53.51	-	-	68.2	-14.69	153	252	H
4	5.466	39.75	Pk	34.7	-18.5	0	55.95	-	-	68.2	-12.25	153	252	H
5	* 5.46	27.89	RMS	34.7	-19	0	43.59	54	-10.41	-	-	153	252	H
6	* 5.445	28.93	RMS	34.7	-19	0	44.63	54	-9.37	-	-	153	252	H
7	5.47	28.23	RMS	34.7	-18.9	0	44.03	-	-	-	-	153	252	H
8	5.466	29.09	RMS	34.7	-18.9	0	44.89	-	-	-	-	153	252	H

* - indicates frequency in CFR47 Pt 15 / IC RSS-Restricted Band
Pk - Peak detector
RMS - RMS detection

UL Korea, Ltd. Confidential
This report shall not be reproduced except in full, without the written approval of UL Korea, Ltd.

VERTICAL PEAK AND AVERAGE DATA

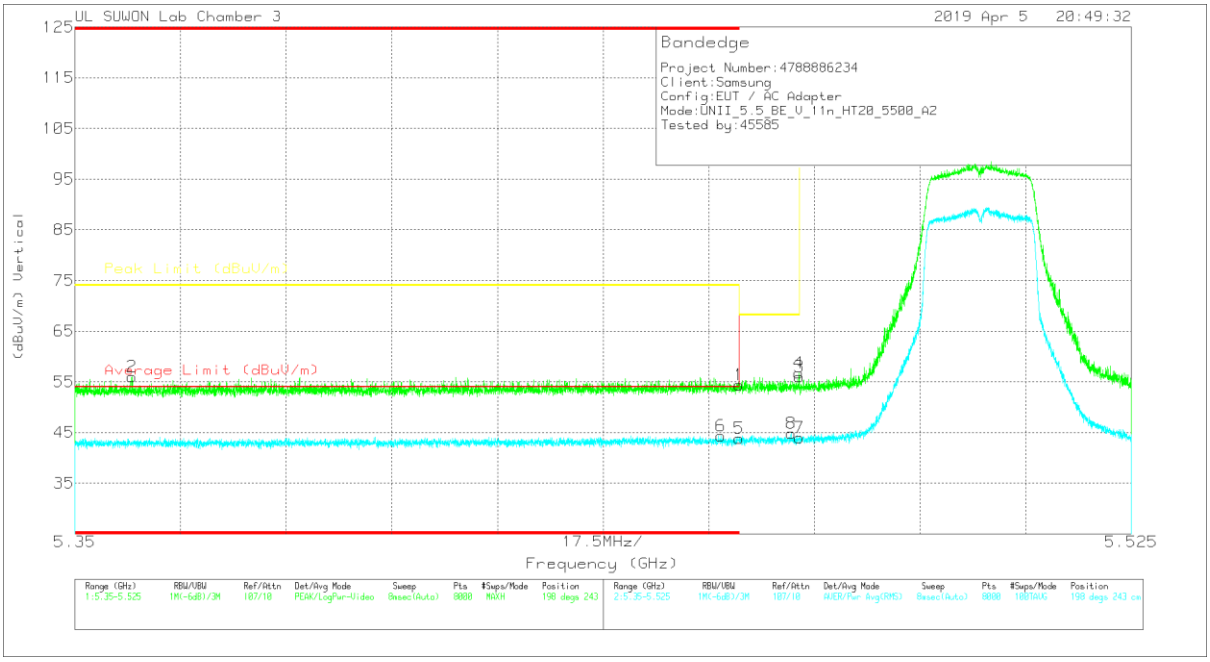

Trace Markers

Marker	Frequency (GHz)	Meter Reading (dBuV)	Det	3117_00205959	10dB[dB]	DC Corr (dB)	Corrected Reading (dBuV/m)	Average Limit (dBuV/m)	Margin (dB)	Peak Limit (dBuV/m)	PK Margin (dB)	Azimuth (Degs)	Height (cm)	Polarity
1	* 5.46	38.12	Pk	34.7	-18.4	0	54.42	-	-	74	-19.58	198	243	V
2	* 5.359	39.98	Pk	34.7	-18.7	0	55.98	-	-	74	-18.02	198	243	V
3	5.47	39.77	Pk	34.7	-18.5	0	55.97	-	-	68.2	-12.23	198	243	V
4	5.47	40.57	Pk	34.7	-18.5	0	56.77	-	-	68.2	-11.43	198	243	V
5	* 5.46	28.11	RMS	34.7	-19	0	43.81	54	-10.19	-	-	198	243	V
6	* 5.457	28.64	RMS	34.7	-19	0	44.34	54	-9.66	-	-	198	243	V
7	5.47	28.16	RMS	34.7	-18.9	0	43.96	-	-	-	-	198	243	V
8	5.469	29	RMS	34.7	-18.9	0	44.8	-	-	-	-	198	243	V

* - indicates frequency in CFR47 Pt 15 / IC RSS-Restricted Band
Pk - Peak detector
RMS - RMS detection

UL Korea, Ltd. Confidential
This report shall not be reproduced except in full, without the written approval of UL Korea, Ltd.

AUTHORIZED BANDEDGE (HIGH CHANNEL)

HORIZONTAL PEAK AND AVERAGE DATA

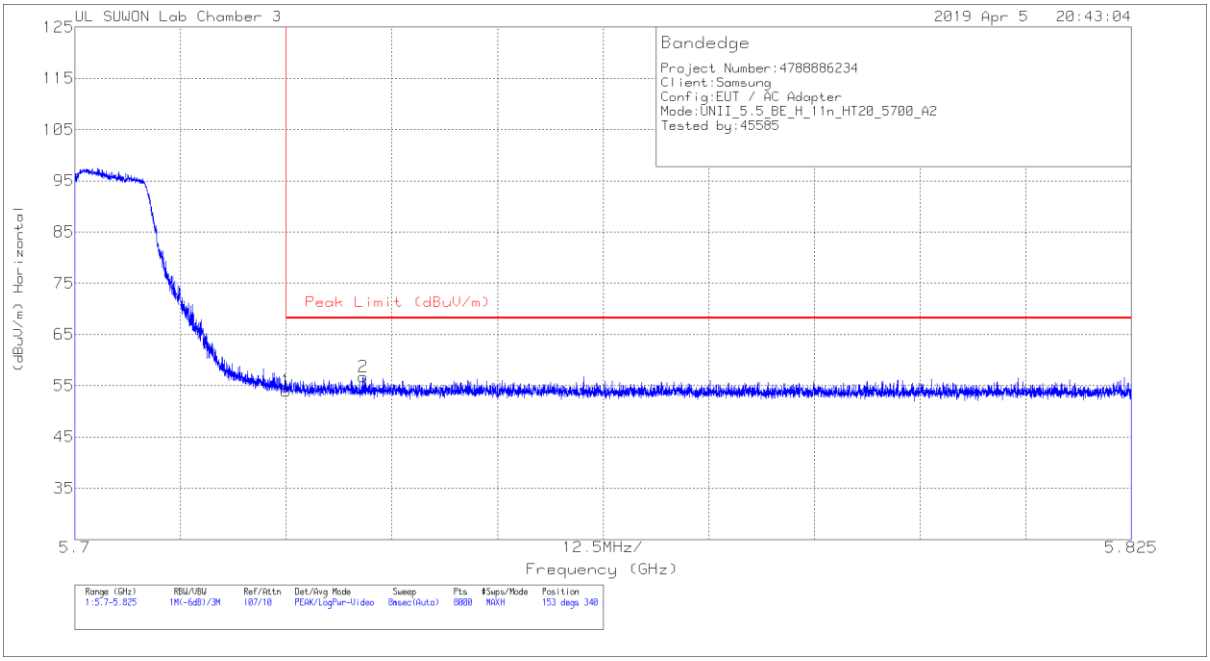

Trace Markers

Marker	Frequency (GHz)	Meter Reading (dBuV)	Det	3117_00205959	10dB[dB]	DC Corr (dB)	Corrected Reading (dBuV/m)	Peak Limit (dBuV/m)	PK Margin (dB)	Azimuth (Degs)	Height (cm)	Polarity
1	5.725	37.09	Pk	34.8	-17.9	0	53.99	68.2	-14.21	153	340	H
2	5.734	39.89	Pk	34.8	-17.9	0	56.79	68.2	-11.41	153	340	H

Pk - Peak detector

UL Korea, Ltd. Confidential
This report shall not be reproduced except in full, without the written approval of UL Korea, Ltd.

VERTICAL PEAK AND AVERAGE DATA

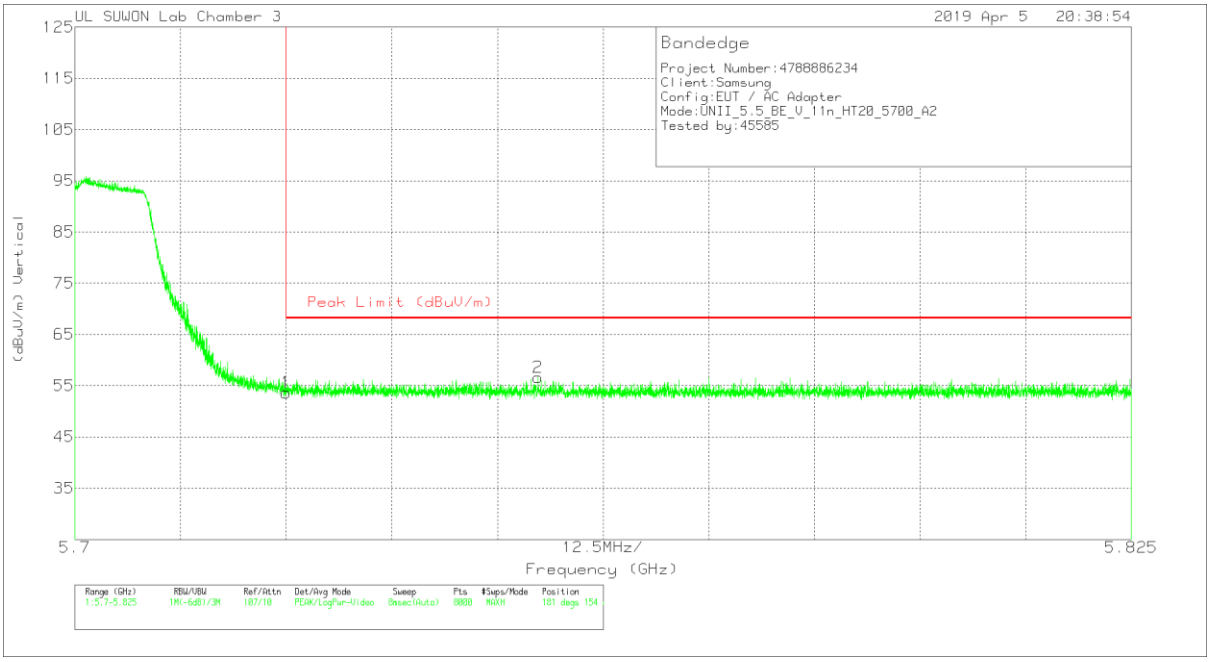

Trace Markers

Marker	Frequency (GHz)	Meter Reading (dBuV)	Det	3117_00205959	10dB[dB]	DC Corr (dB)	Corrected Reading (dBuV/m)	Peak Limit (dBuV/m)	PK Margin (dB)	Azimuth (Degs)	Height (cm)	Polarity
1	5.725	36.72	Pk	34.8	-17.9	0	53.62	68.2	-14.58	181	154	V
2	5.755	39.58	Pk	34.8	-17.8	0	56.58	68.2	-11.62	181	154	V

Pk - Peak detector

UL Korea, Ltd. Confidential
This report shall not be reproduced except in full, without the written approval of UL Korea, Ltd.

HARMONICS AND SPURIOUS EMISSIONS

LOW CHANNEL HORIZONTAL

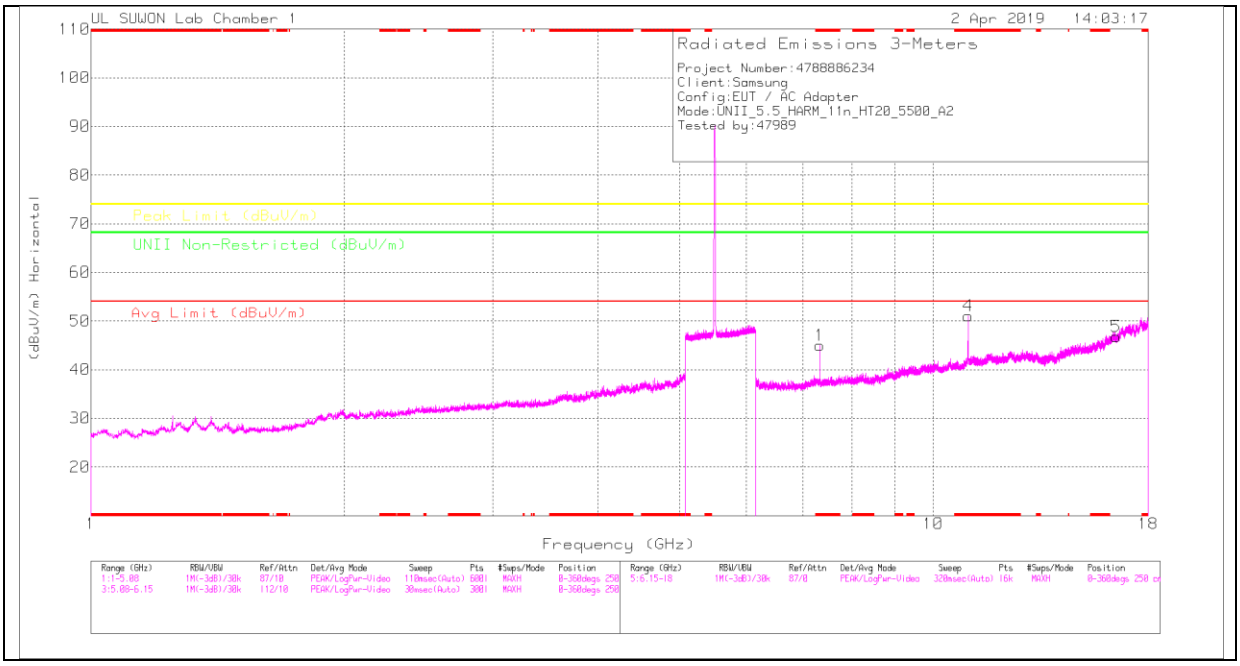

LOW CHANNEL VERTICAL

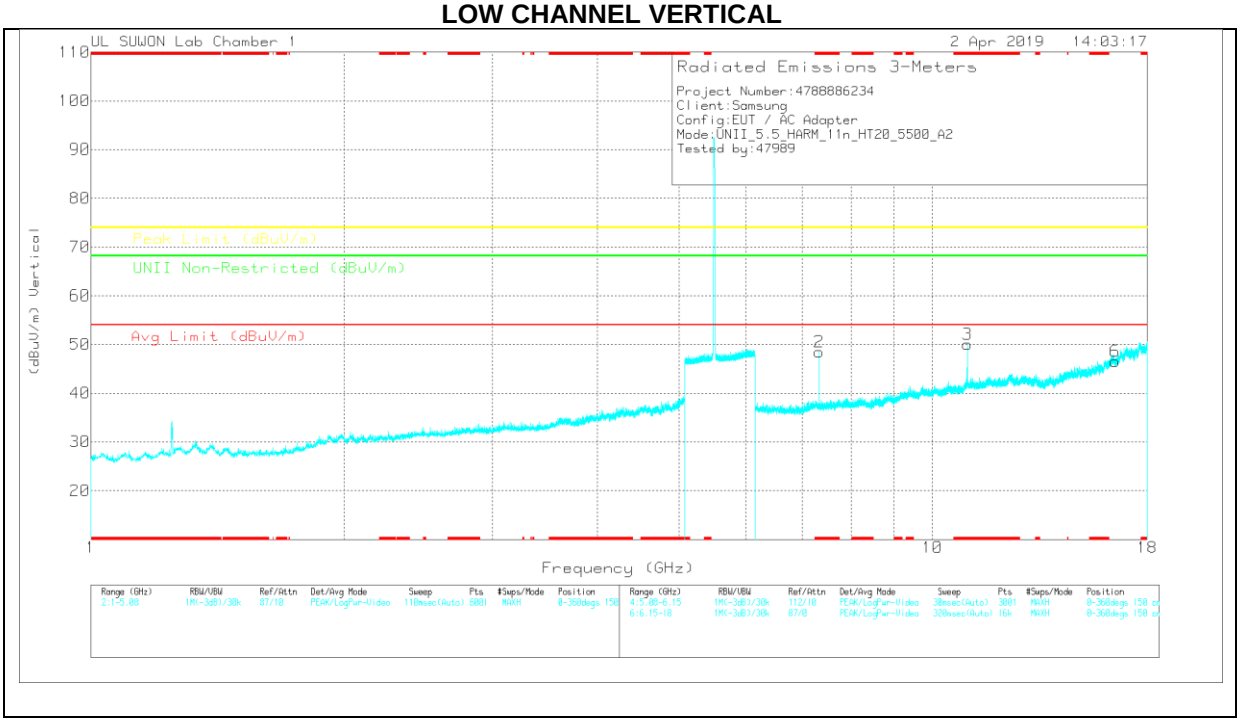

Note: Emission was scanned up to 40GHz; No emissions were detected above the noise floor which was at least 20dB below the specification limit.

UL Korea, Ltd. Confidential
This report shall not be reproduced except in full, without the written approval of UL Korea, Ltd.

LOW CHANNEL DATA

Trace Markers

Marker	Frequency (GHz)	Meter Reading (dBuV)	Det	3117_00168717	6GHz_HP[dB]	DC Corr (dB)	Corrected Reading (dBuV/m)	Avg Limit (dBuV/m)	Margin (dB)	Peak Limit (dBuV/m)	Margin (dB)	UNII Non-Restricted (dBuV/m)	Margin (dB)	Azimuth (Degs)	Height (cm)	Polarity
1	* 7.333	36.39	PK	35.8	-27.2	0	44.99	-	-	74	-29.01	-	-	0-360	250	H
4	* 11	34.51	PK	38.2	-21.6	0	51.11	-	-	74	-22.89	-	-	0-360	150	H
5	16.494	25.31	PK	40.9	-19.4	0	46.81	-	-	-	-	68.2	-21.39	0-360	150	H
2	* 7.333	39.89	PK	35.8	-27.2	0	48.49	-	-	74	-25.51	-	-	0-360	150	V
3	* 11	33.43	PK	38.2	-21.6	0	50.03	-	-	74	-23.97	-	-	0-360	150	V
6	16.497	25.15	PK	40.9	-19.5	0	46.55	-	-	-	-	68.2	-21.65	0-360	150	V

* - indicates frequency in CFR47 Pt 15 / IC RSS-Restricted Band

PK – Peak Detector

Radiated Emissions

Frequency (GHz)	Meter Reading (dBuV)	Det	3117_00168717	6GHz_HP[dB]	DC Corr (dB)	Corrected Reading (dBuV/m)	Avg Limit (dBuV/m)	Margin (dB)	Peak Limit (dBuV/m)	Margin (dB)	UNII Non-Restricted (dBuV/m)	Margin (dB)	Azimuth (Degs)	Height (cm)	Polarity
* 7.333	42.8	PK-U	35.8	-27.2	0	51.4	-	-	74	-22.6	-	-	216	158	H
* 7.333	36.13	ADR	35.8	-27.2	0	44.73	54	-9.27	-	-	-	-	216	158	H
* 7.333	44.75	PK-U	35.8	-27.2	0	53.35	-	-	74	-20.65	-	-	172	164	V
* 7.333	39.75	ADR	35.8	-27.2	0	48.35	54	-5.65	-	-	-	-	172	164	V
* 10.998	43.11	PK-U	38.2	-21.6	0	59.71	-	-	74	-14.29	-	-	199	147	V
* 11	32.21	ADR	38.2	-21.6	0	48.81	54	-5.19	-	-	-	-	199	147	V
* 11	43.57	PK-U	38.2	-21.6	0	60.17	-	-	74	-13.83	-	-	223	175	H
* 11	34.19	ADR	38.2	-21.6	0	50.79	54	-3.21	-	-	-	-	223	175	H

* - indicates frequency in CFR47 Pt 15 / IC RSS-Restricted Band

PK-U - U-NII: Maximum Peak

ADR - U-NII AD primary method, RMS average

UL Korea, Ltd. Confidential
This report shall not be reproduced except in full, without the written approval of UL Korea, Ltd.

MID CHANNEL HORIZONTAL

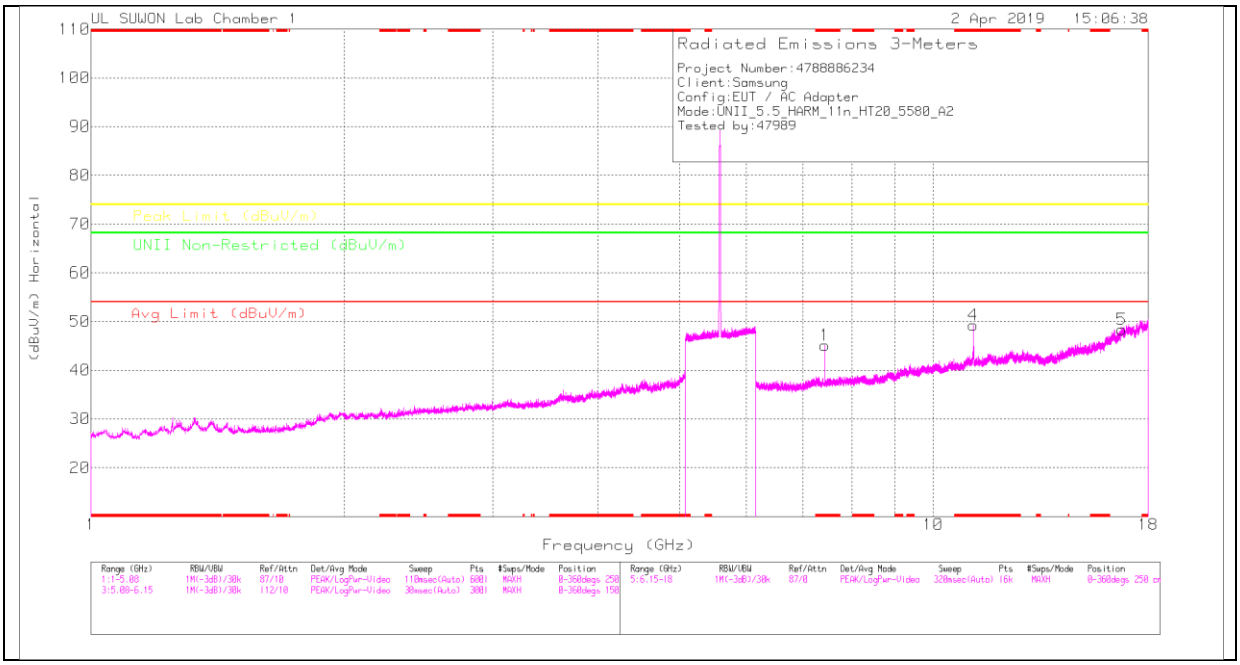

MID CHANNEL VERTICAL

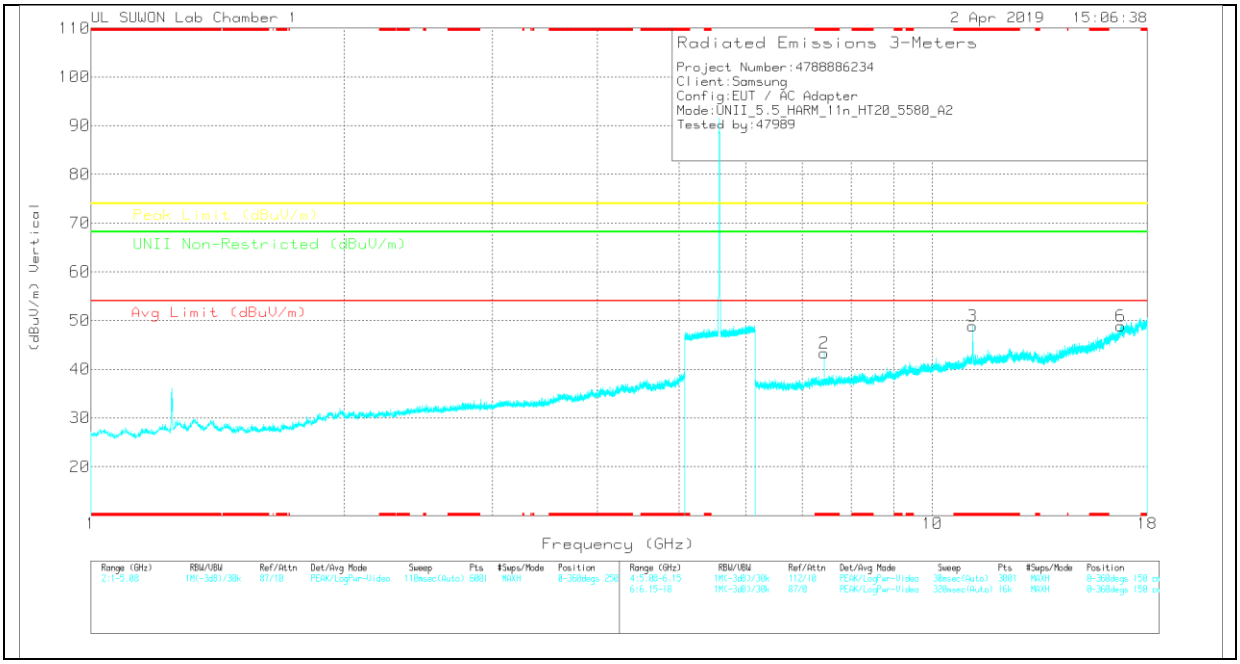

Note: Emission was scanned up to 40GHz; No emissions were detected above the noise floor which was at least 20dB below the specification limit.

UL Korea, Ltd. Confidential
This report shall not be reproduced except in full, without the written approval of UL Korea, Ltd.

MID CHANNEL DATA

Trace Markers

Marker	Frequency (GHz)	Meter Reading (dBuV)	Det	3117_00168717	6GHz_HP[dB]	DC Corr (dB)	Corrected Reading (dBuV/m)	Avg Limit (dBuV/m)	Margin (dB)	Peak Limit (dBuV/m)	Margin (dB)	UNII Non-Restricted (dBuV/m)	Margin (dB)	Azimuth (Degs)	Height (cm)	Polarity
1	* 7.439	36.63	PK	35.8	-27.3	0	45.13	-	-	74	-28.87	-	-	0-360	150	H
4	* 11.16	33.3	PK	38.3	-22.4	0	49.2	-	-	74	-24.8	-	-	0-360	250	H
5	16.746	24.25	PK	41.3	-17.2	0	48.35	-	-	-	-	68.2	-19.85	0-360	150	H
2	* 7.439	34.77	PK	35.8	-27.3	0	43.27	-	-	74	-30.73	-	-	0-360	150	V
3	* 11.16	32.98	PK	38.3	-22.4	0	48.88	-	-	74	-25.12	-	-	0-360	150	V
6	16.745	24.82	PK	41.3	-17.3	0	48.82	-	-	-	-	68.2	-19.38	0-360	150	V

* - indicates frequency in CFR47 Pt 15 / IC RSS-Restricted Band
PK – Peak Detector

Radiated Emissions

Frequency (GHz)	Meter Reading (dBuV)	Det	3117_00168717	6GHz_HP[dB]	DC Corr (dB)	Corrected Reading (dBuV/m)	Avg Limit (dBuV/m)	Margin (dB)	Peak Limit (dBuV/m)	Margin (dB)	UNII Non-Restricted (dBuV/m)	Margin (dB)	Azimuth (Degs)	Height (cm)	Polarity
* 7.44	43.55	PK-U	35.8	-27.4	0	51.95	-	-	74	-22.05	-	-	203	362	H
* 7.44	36.63	ADR	35.8	-27.4	0	45.03	54	-8.97	-	-	-	-	203	362	H
* 7.44	43.17	PK-U	35.8	-27.3	0	51.67	-	-	74	-22.33	-	-	194	400	V
* 7.44	34.5	ADR	35.8	-27.4	0	42.9	54	-11.1	-	-	-	-	194	400	V
* 11.16	40.46	PK-U	38.3	-22.4	0	56.36	-	-	74	-17.64	-	-	211	156	V
* 11.16	30.17	ADR	38.3	-22.4	0	46.07	54	-7.93	-	-	-	-	211	156	V
* 11.161	43.44	PK-U	38.3	-22.4	0	59.34	-	-	74	-14.66	-	-	222	167	H
* 11.16	33.46	ADR	38.3	-22.4	0	49.36	54	-4.64	-	-	-	-	222	167	H

* - indicates frequency in CFR47 Pt 15 / IC RSS-Restricted Band
PK-U - U-NII: Maximum Peak
ADR - U-NII AD primary method, RMS average

UL Korea, Ltd. Confidential
This report shall not be reproduced except in full, without the written approval of UL Korea, Ltd.

HIGH CHANNEL HORIZONTAL

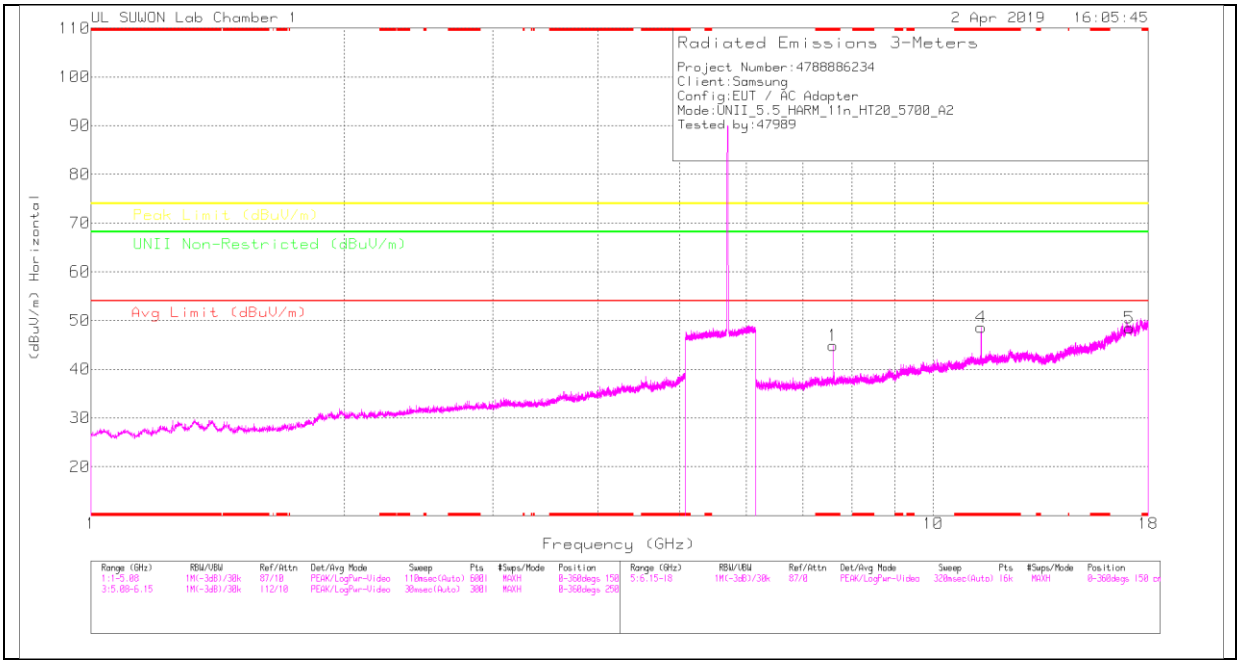

HIGH CHANNEL VERTICAL

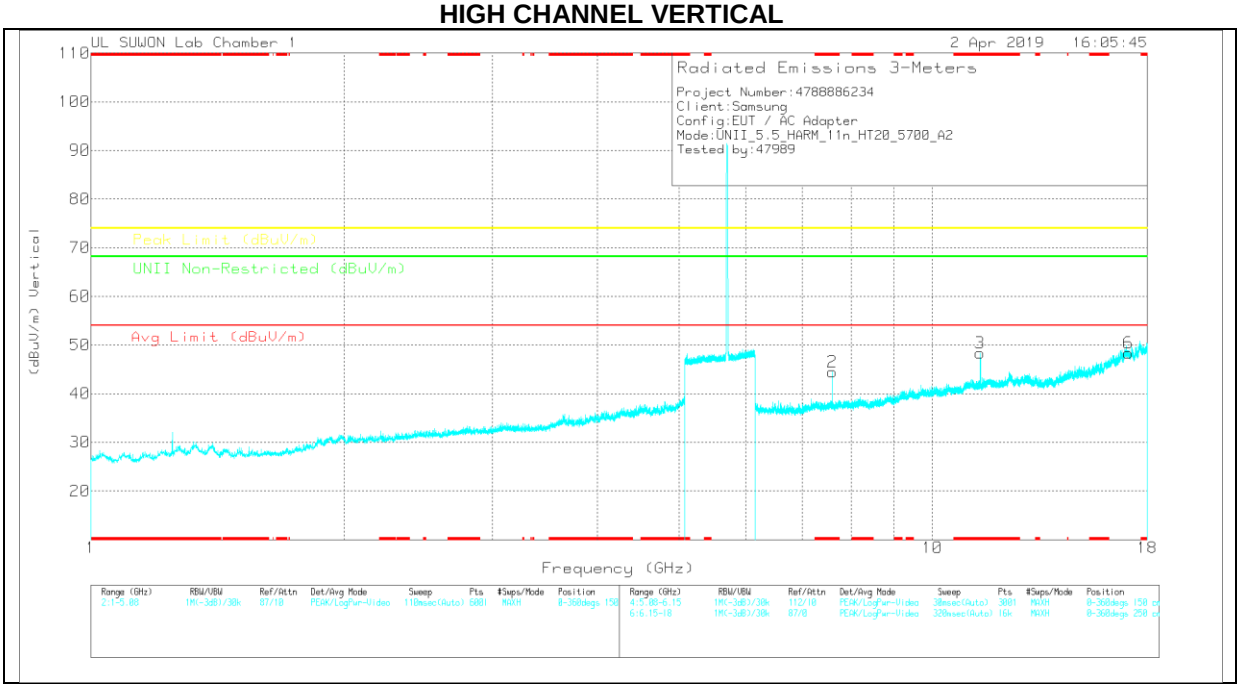

Note: Emission was scanned up to 40GHz; No emissions were detected above the noise floor which was at least 20dB below the specification limit.

UL Korea, Ltd. Confidential
This report shall not be reproduced except in full, without the written approval of UL Korea, Ltd.

HIGH CHANNEL DATA

Trace Markers

Marker	Frequency (GHz)	Meter Reading (dBuV)	Det	3117_00168717	6GHz_HP[dB]	DC Corr (dB)	Corrected Reading (dBuV/m)	Avg Limit (dBuV/m)	Margin (dB)	Peak Limit (dBuV/m)	Margin (dB)	UNII Non-Restricted (dBuV/m)	Margin (dB)	Azimuth (Degs)	Height (cm)	Polarity
1	* 7.599	35.57	PK	35.8	-26.5	0	44.87	-	-	74	-29.13	-	-	0-360	150	H
4	* 11.4	32.58	PK	38.4	-22.4	0	48.58	-	-	74	-25.42	-	-	0-360	150	H
5	17.093	24.13	PK	41.6	-17.2	0	48.53	-	-	-	-	68.2	-19.67	0-360	150	H
2	* 7.599	35.16	PK	35.8	-26.5	0	44.46	-	-	74	-29.54	-	-	0-360	150	V
3	* 11.394	32.3	PK	38.4	-22.3	0	48.4	-	-	74	-25.6	-	-	0-360	150	V
6	17.096	23.89	PK	41.6	-17.2	0	48.29	-	-	-	-	68.2	-19.91	0-360	150	V

* - indicates frequency in CFR47 Pt 15 / IC RSS-Restricted Band
PK – Peak Detector

Radiated Emissions

Frequency (GHz)	Meter Reading (dBuV)	Det	3117_00168717	6GHz_HP[dB]	DC Corr (dB)	Corrected Reading (dBuV/m)	Avg Limit (dBuV/m)	Margin (dB)	Peak Limit (dBuV/m)	Margin (dB)	UNII Non-Restricted (dBuV/m)	Margin (dB)	Azimuth (Degs)	Height (cm)	Polarity
* 7.6	42.47	PK-U	35.8	-26.5	0	51.77	-	-	74	-22.23	-	-	206	375	H
* 7.6	36.22	ADR	35.8	-26.5	0	45.52	54	-8.48	-	-	-	-	206	375	H
* 7.6	41.95	PK-U	35.8	-26.5	0	51.25	-	-	74	-22.75	-	-	213	157	V
* 7.6	35.13	ADR	35.8	-26.5	0	44.43	54	-9.57	-	-	-	-	213	157	V
* 11.4	44.68	PK-U	38.5	-22.4	0	60.78	-	-	74	-13.22	-	-	173	166	V
* 11.4	32.23	ADR	38.4	-22.4	0	48.23	54	-5.77	-	-	-	-	173	166	V
* 11.4	43.35	PK-U	38.4	-22.4	0	59.35	-	-	74	-14.65	-	-	223	160	H
* 11.4	32.09	ADR	38.4	-22.4	0	48.09	54	-5.91	-	-	-	-	223	160	H

* - indicates frequency in CFR47 Pt 15 / IC RSS-Restricted Band
PK-U - U-NII: Maximum Peak
ADR - U-NII AD primary method, RMS average

UL Korea, Ltd. Confidential
This report shall not be reproduced except in full, without the written approval of UL Korea, Ltd.

11.3.7. TX ABOVE 1GHz 802.11n HT40 2Tx CDD MODE IN THE 5.5GHz BAND RESTRICTED BANDEDGE (LOW CHANNEL)

HORIZONTAL PEAK AND AVERAGE DATA

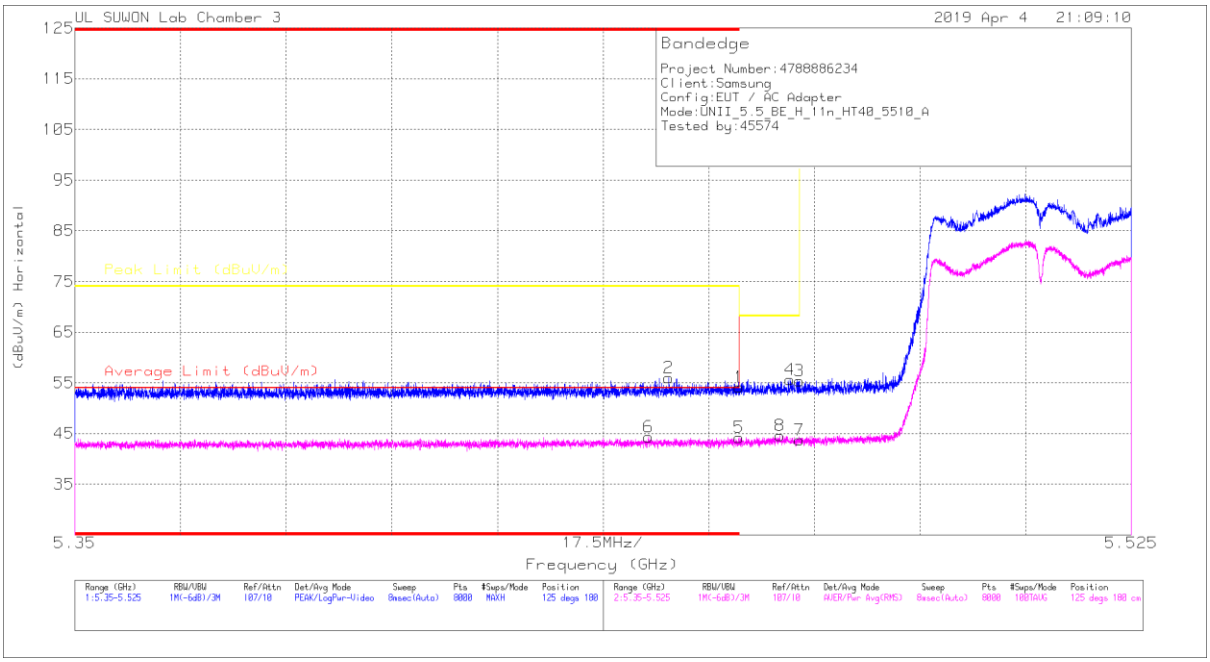

Trace Markers

Marker	Frequency (GHz)	Meter Reading (dBuV)	Det	3117_00205959	10dB[dB]	DC Corr (dB)	Corrected Reading (dBuV/m)	Average Limit (dBuV/m)	Margin (dB)	Peak Limit (dBuV/m)	PK Margin (dB)	Azimuth (Degs)	Height (cm)	Polarity
1	* 5.46	37.8	Pk	34.7	-18.4	0	54.1	-	-	74	-19.9	125	180	H
2	* 5.448	39.85	Pk	34.7	-18.5	0	56.05	-	-	74	-17.95	125	180	H
3	5.47	39.21	Pk	34.7	-18.5	0	55.41	-	-	68.2	-12.79	125	180	H
4	5.468	39.43	Pk	34.7	-18.5	0	55.63	-	-	68.2	-12.57	125	180	H
5	* 5.46	28.46	RMS	34.7	-19	0	44.16	54	-9.84	-	-	125	180	H
6	* 5.445	28.65	RMS	34.7	-19	0	44.35	54	-9.65	-	-	125	180	H
7	5.47	27.87	RMS	34.7	-18.9	0	43.67	-	-	-	-	125	180	H
8	5.467	28.75	RMS	34.7	-18.9	0	44.55	-	-	-	-	125	180	H

* - indicates frequency in CFR47 Pt 15 / IC RSS-Restricted Band
Pk - Peak detector
RMS - RMS detection

UL Korea, Ltd. Confidential
This report shall not be reproduced except in full, without the written approval of UL Korea, Ltd.

VERTICAL PEAK AND AVERAGE DATA

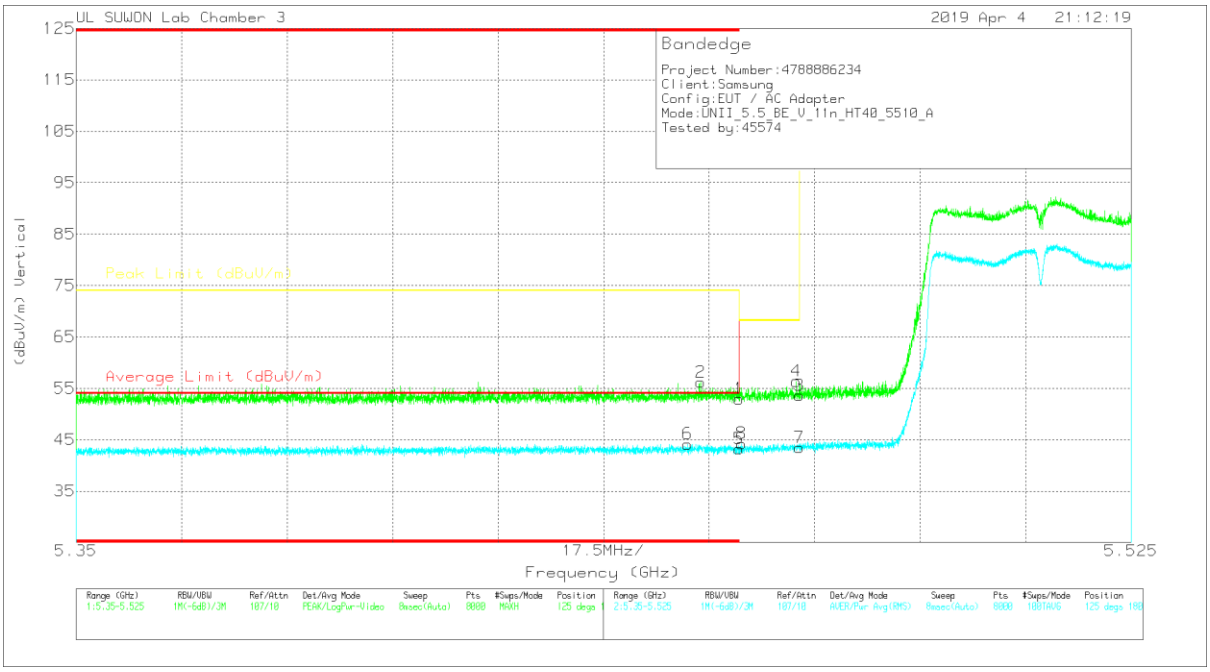

Trace Markers

Marker	Frequency (GHz)	Meter Reading (dBuV)	Det	3117_00205959	10dB[dB]	DC Corr (dB)	Corrected Reading (dBuV/m)	Average Limit (dBuV/m)	Margin (dB)	Peak Limit (dBuV/m)	PK Margin (dB)	Azimuth (Degs)	Height (cm)	Polarity
1	* 5.46	36.66	Pk	34.7	-18.4	0	52.96	-	-	74	-21.04	125	180	V
2	* 5.454	40	Pk	34.7	-18.5	0	56.2	-	-	74	-17.8	125	180	V
3	5.47	37.42	Pk	34.7	-18.5	0	53.62	-	-	68.2	-14.58	125	180	V
4	5.469	40.18	Pk	34.7	-18.5	0	56.38	-	-	68.2	-11.82	125	180	V
5	* 5.46	27.53	RMS	34.7	-19	0	43.23	54	-10.77	-	-	125	180	V
6	* 5.451	28.45	RMS	34.7	-19	0	44.15	54	-9.85	-	-	125	180	V
7	5.47	27.67	RMS	34.7	-18.9	0	43.47	-	-	-	-	125	180	V
8	5.46	28.55	RMS	34.7	-19	0	44.25	-	-	-	-	125	180	V

* - indicates frequency in CFR47 Pt 15 / IC RSS-Restricted Band
Pk - Peak detector
RMS - RMS detection

UL Korea, Ltd. Confidential
This report shall not be reproduced except in full, without the written approval of UL Korea, Ltd.