HIGH CHANNEL HORIZONTAL

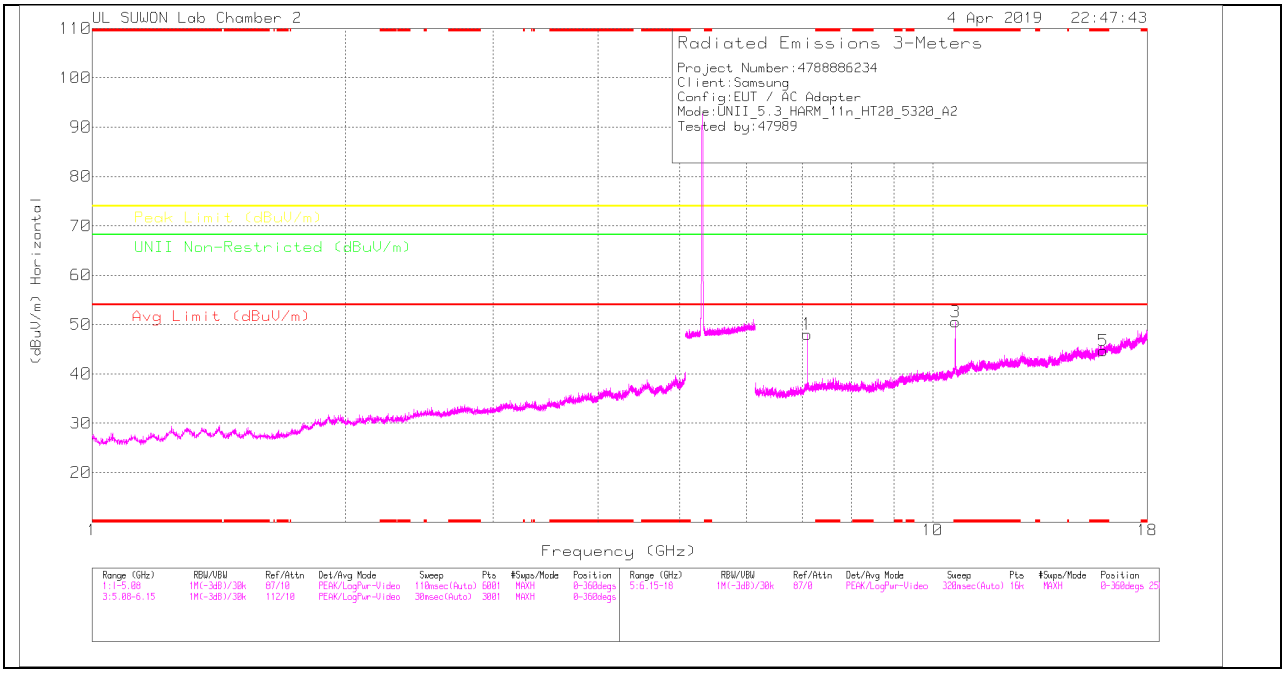

HIGH CHANNEL VERTICAL

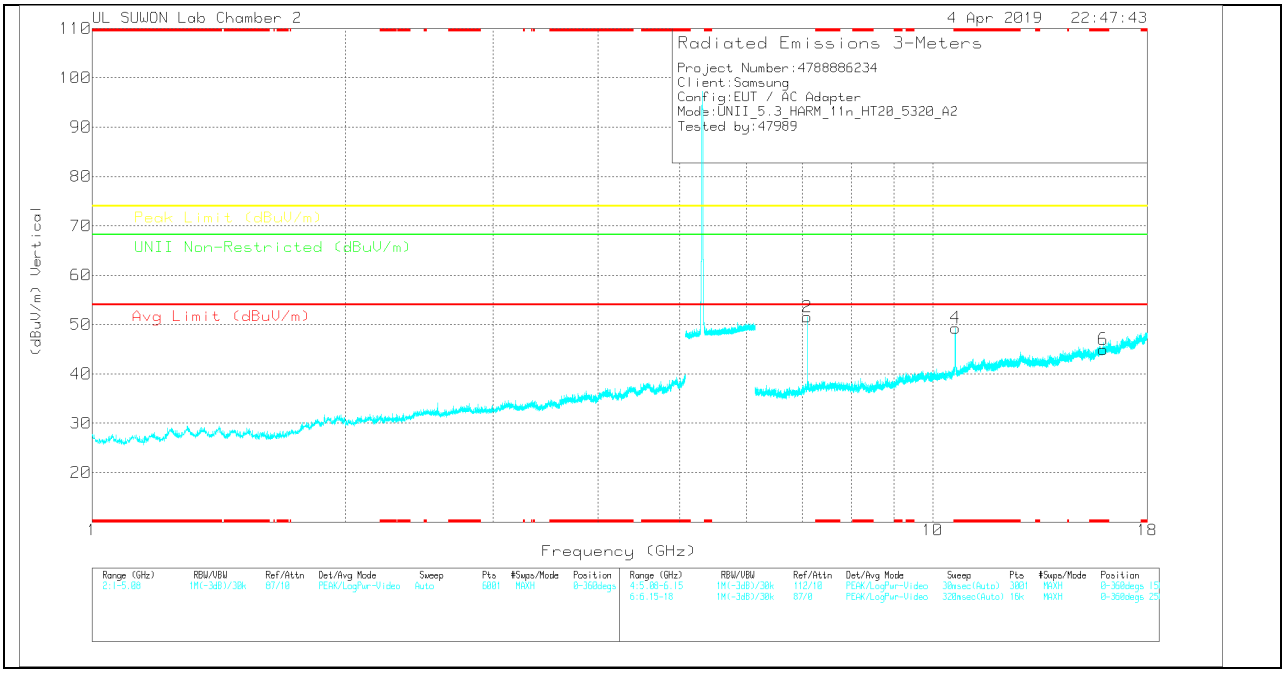

Note: Emission was scanned up to 40GHz; No emissions were detected above the noise floor which was at least 20dB below the specification limit.

UL Korea, Ltd. Confidential
This report shall not be reproduced except in full, without the written approval of UL Korea, Ltd.

HIGH CHANNEL DATA

Trace Markers

Marker	Frequency (GHz)	Meter Reading (dBuV)	Det	3117_00168724	6GHz_HP[dB]	DC Corr (dB)	Corrected Reading (dBuV/m)	Avg Limit (dBuV/m)	Margin (dB)	Peak Limit (dBuV/m)	Margin (dB)	UNII Non-Restricted (dBuV/m)	Margin (dB)	Azimuth (Degs)	Height (cm)	Polarity
1	7.093	35.83	PK	36	-23.8	0	48.03	-	-	-	-	68.2	-20.17	0-360	150	H
3	* 10.639	32.35	PK	37.8	-19.6	0	50.55	-	-	74	-23.45	-	-	0-360	150	H
5	* 15.96	23.78	PK	40.5	-19.6	0	44.68	-	-	74	-29.32	-	-	0-360	250	H
2	7.093	39.34	PK	36	-23.8	0	51.54	-	-	-	-	68.2	-16.66	0-360	250	V
4	* 10.639	31.12	PK	37.8	-19.6	0	49.32	-	-	74	-24.68	-	-	0-360	250	V
6	* 15.96	24.06	PK	40.5	-19.6	0	44.96	-	-	74	-29.04	-	-	0-360	250	V

* - indicates frequency in CFR47 Pt 15 / IC RSS-Restricted Band
PK – Peak Detector

Radiated Emissions

Frequency (GHz)	Meter Reading (dBuV)	Det	3117_00168724	6GHz_HP[dB]	DC Corr (dB)	Corrected Reading (dBuV/m)	Avg Limit (dBuV/m)	Margin (dB)	Peak Limit (dBuV/m)	Margin (dB)	UNII Non-Restricted (dBuV/m)	Margin (dB)	Azimuth (Degs)	Height (cm)	Polarity
7.093	40.74	PK-U	36	-23.7	0	53.04	-	-	-	-	68.2	-15.16	198	129	H
7.093	43.09	PK-U	36	-23.7	0	55.39	-	-	-	-	68.2	-12.81	183	169	V
* 10.639	39.31	PK-U	37.8	-19.6	0	57.51	-	-	74	-16.49	-	-	228	236	H
* 10.64	29.45	ADR	37.8	-19.6	0	47.65	54	-6.35	-	-	-	-	228	236	H
* 10.639	38.53	PK-U	37.8	-19.6	0	56.73	-	-	74	-17.27	-	-	167	153	V
* 10.64	28.1	ADR	37.8	-19.6	0	46.3	54	-7.7	-	-	-	-	167	153	V

* - indicates frequency in CFR47 Pt 15 / IC RSS-Restricted Band
PK-U - U-NII: Maximum Peak
ADR - U-NII AD primary method, RMS average

UL Korea, Ltd. Confidential
This report shall not be reproduced except in full, without the written approval of UL Korea, Ltd.

11.2.7. TX ABOVE 1GHz 802.11n HT40 2Tx CDD MODE IN THE 5.3GHz BAND

AUTHORIZED BANDEDGE (HIGH CHANNEL)

HORIZONTAL PEAK AND AVERAGE DATA

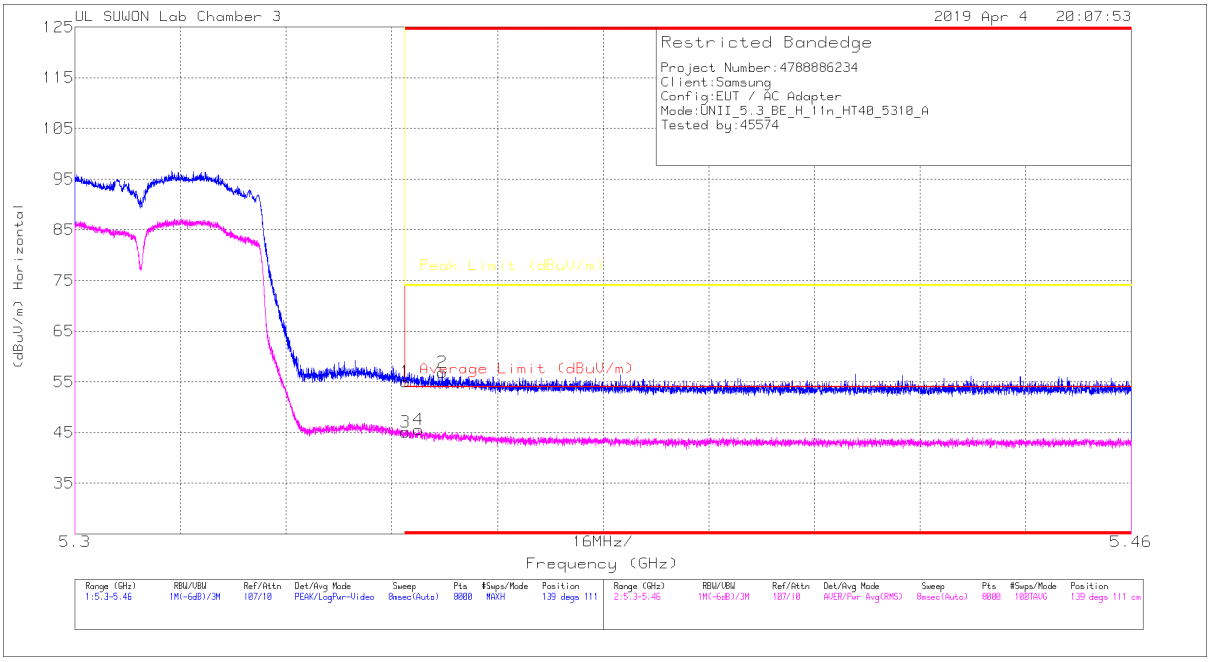

Trace Markers

Marker	Frequency (GHz)	Meter Reading (dBuV)	Det	3117_00205959	10dB[dB]	DC Corr (dB)	Corrected Reading (dBuV/m)	Average Limit (dBuV/m)	Margin (dB)	Peak Limit (dBuV/m)	PK Margin (dB)	Azimuth (Degs)	Height (cm)	Polarity
1	* 5.35	39.02	Pk	34.7	-18.7	0	55.02	-	-	74	-18.98	139	111	H
2	* 5.356	41.02	Pk	34.7	-18.8	0	56.92	-	-	74	-17.08	139	111	H
3	* 5.35	29.5	RMS	34.7	-19.1	0	45.1	54	-8.9	-	-	139	111	H
4	* 5.352	29.95	RMS	34.7	-19.1	0	45.55	54	-8.45	-	-	139	111	H

* - indicates frequency in CFR47 Pt 15 / IC RSS-Restricted Band
Pk - Peak detector
RMS - RMS detection

UL Korea, Ltd. Confidential
This report shall not be reproduced except in full, without the written approval of UL Korea, Ltd.

VERTICAL PEAK AND AVERAGE DATA

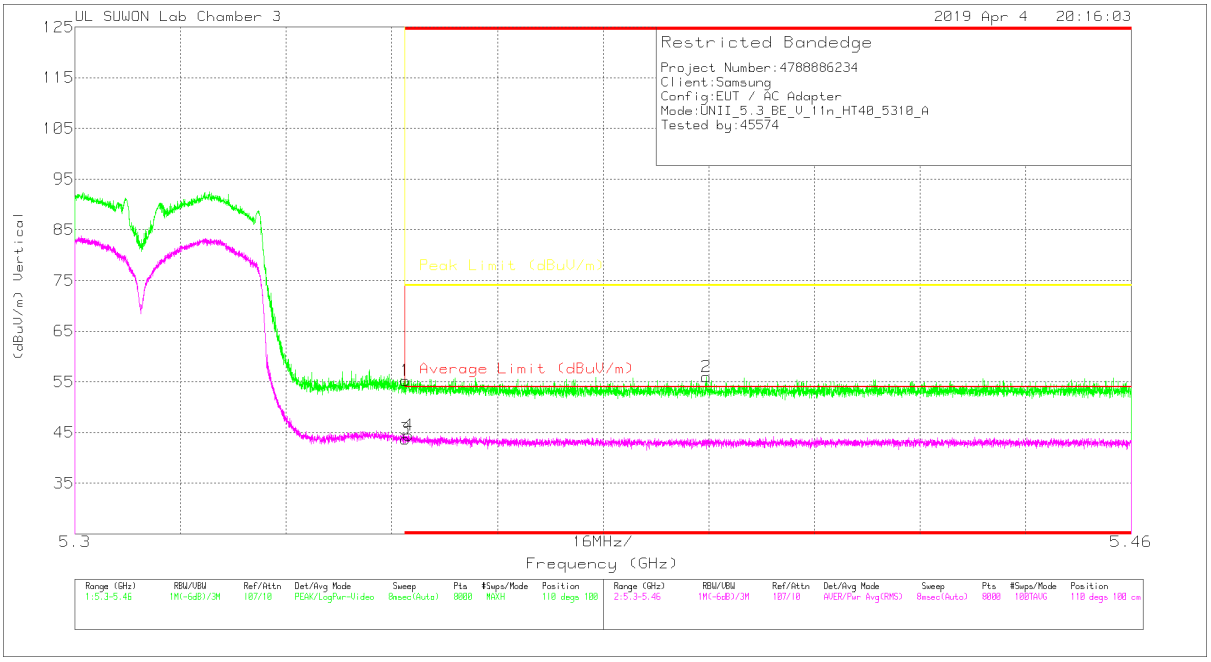

Trace Markers

Marker	Frequency (GHz)	Meter Reading (dBuV)	Det	3117_00205959	10dB[dB]	DC Corr (dB)	Corrected Reading (dBuV/m)	Average Limit (dBuV/m)	Margin (dB)	Peak Limit (dBuV/m)	PK Margin (dB)	Azimuth (Degs)	Height (cm)	Polarity
1	* 5.35	39.23	Pk	34.7	-18.7	0	55.23	-	-	74	-18.77	110	100	V
2	* 5.396	40.01	Pk	34.7	-18.7	0	56.01	-	-	74	-17.99	110	100	V
3	* 5.35	28.15	RMS	34.7	-19.1	0	43.75	54	-10.25	-	-	110	100	V
4	* 5.351	28.81	RMS	34.7	-19.1	0	44.41	54	-9.59	-	-	110	100	V

* - indicates frequency in CFR47 Pt 15 / IC RSS-Restricted Band
Pk - Peak detector
RMS - RMS detection

UL Korea, Ltd. Confidential
This report shall not be reproduced except in full, without the written approval of UL Korea, Ltd.

HARMONICS AND SPURIOUS EMISSIONS

LOW CHANNEL HORIZONTAL

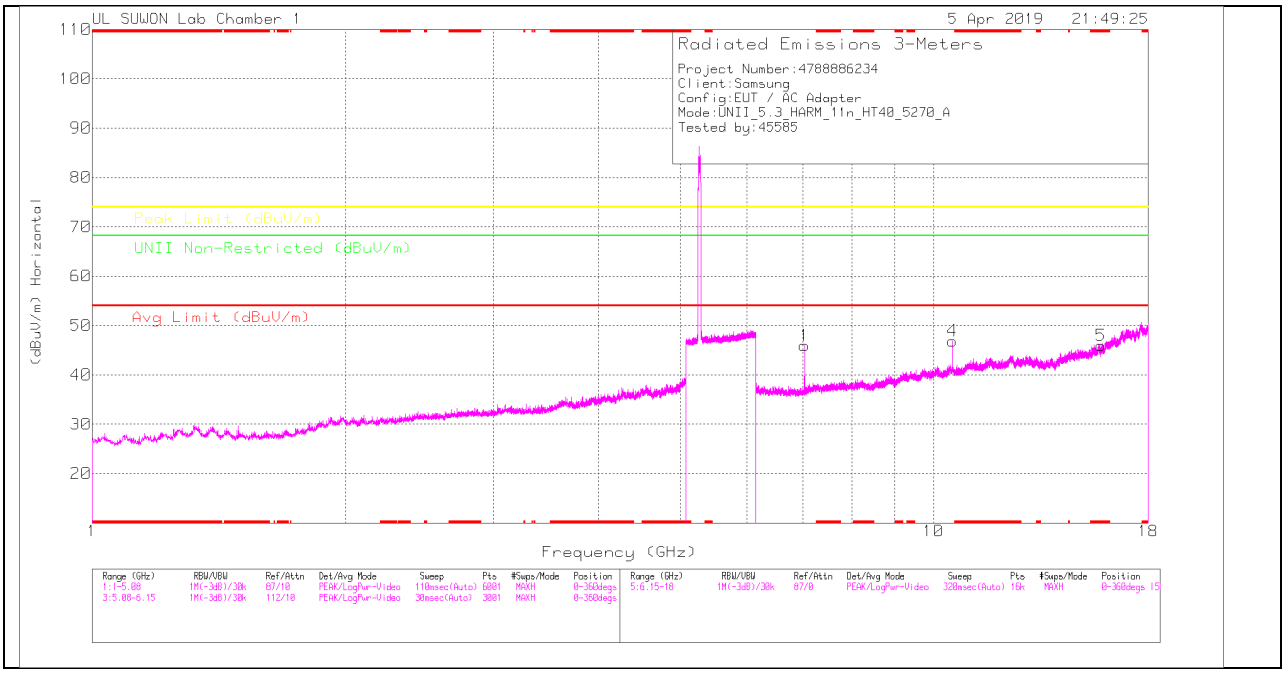

LOW CHANNEL VERTICAL

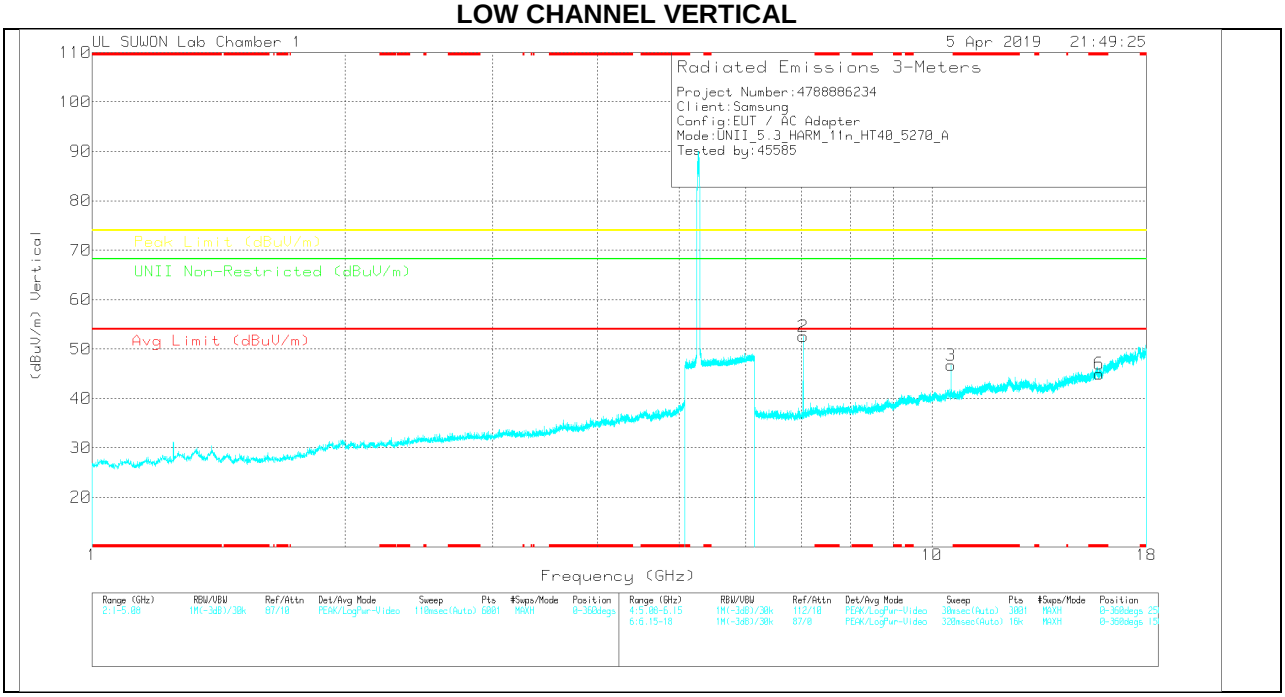

Note: Emission was scanned up to 40GHz; No emissions were detected above the noise floor which was at least 20dB below the specification limit.

UL Korea, Ltd. Confidential
This report shall not be reproduced except in full, without the written approval of UL Korea, Ltd.

LOW CHANNEL DATA

Trace Markers

Marker	Frequency (GHz)	Meter Reading (dBuV)	Det	3117_00168717	6GHz_HP[dB]	DC Corr (dB)	Corrected Reading (dBuV/m)	Avg Limit (dBuV/m)	Margin (dB)	Peak Limit (dBuV/m)	Margin (dB)	UNII Non-Restricted (dBuV/m)	Margin (dB)	Azimuth (Degs)	Height (cm)	Polarity
1	7.026	38.06	PK	35.7	-27.8	0	45.96	-	-	-	-	68.2	-22.24	0-360	150	H
4	10.54	31.89	PK	37.8	-22.8	0	46.89	-	-	-	-	68.2	-21.31	0-360	150	H
5	* 15.811	26.57	PK	40.5	-21.1	0	45.97	-	-	74	-28.03	-	-	0-360	250	H
2	7.026	44.69	PK	35.7	-27.8	0	52.59	-	-	-	-	68.2	-15.61	0-360	150	V
3	10.539	31.83	PK	37.7	-22.8	0	46.73	-	-	-	-	68.2	-21.47	0-360	150	V
6	* 15.811	25.58	PK	40.5	-21.1	0	44.98	-	-	74	-29.02	-	-	0-360	150	V

* - indicates frequency in CFR47 Pt 15 / IC RSS-Restricted Band
PK – Peak Detector

Radiated Emissions

Frequency (GHz)	Meter Reading (dBuV)	Det	3117_00168717	6GHz_HP[dB]	DC Corr (dB)	Corrected Reading (dBuV/m)	Avg Limit (dBuV/m)	Margin (dB)	Peak Limit (dBuV/m)	Margin (dB)	UNII Non-Restricted (dBuV/m)	Margin (dB)	Azimuth (Degs)	Height (cm)	Polarity
7.027	43.76	PK-U	35.7	-27.9	0	51.56	-	-	-	-	68.2	-16.64	216	152	H
7.027	48.16	PK-U	35.7	-27.9	0	55.96	-	-	-	-	68.2	-12.24	177	134	V
10.54	39.47	PK-U	37.8	-22.8	0	54.47	-	-	-	-	68.2	-13.73	153	147	V
10.54	39.26	PK-U	37.7	-22.8	0	54.16	-	-	-	-	68.2	-14.04	210	137	H

* - indicates frequency in CFR47 Pt 15 / IC RSS-Restricted Band
PK-U - U-NII: Maximum Peak

UL Korea, Ltd. Confidential
This report shall not be reproduced except in full, without the written approval of UL Korea, Ltd.

HIGH CHANNEL HORIZONTAL

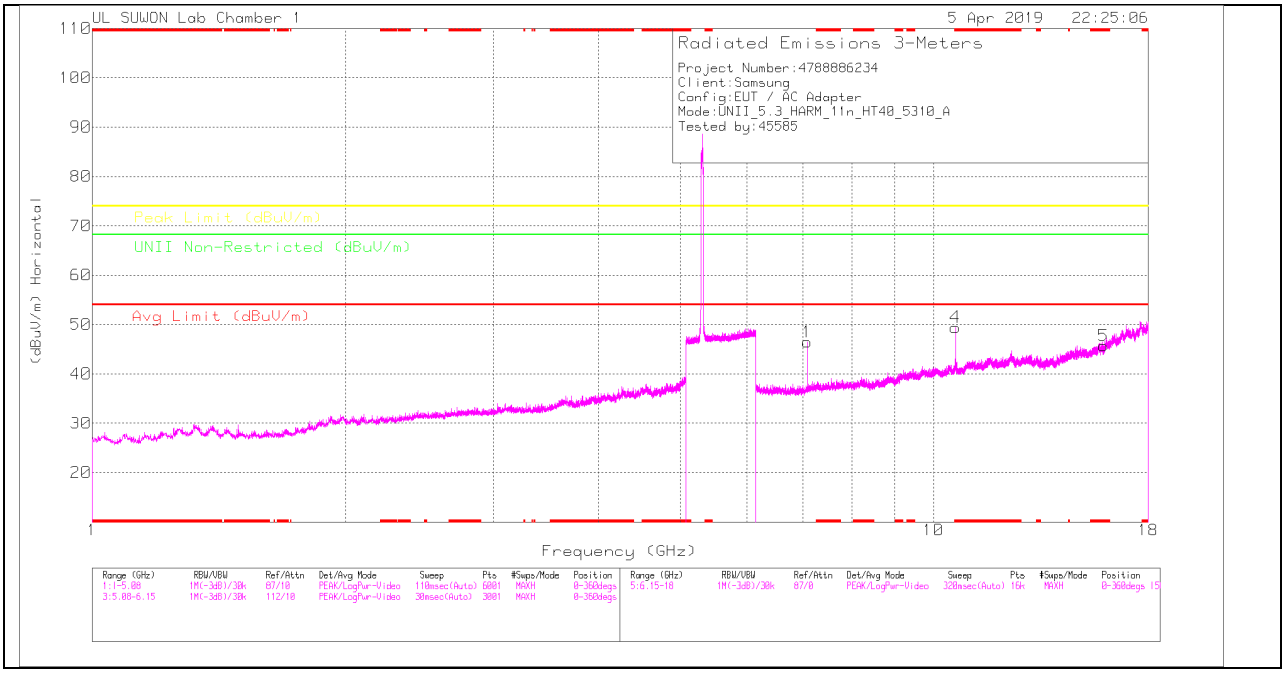

HIGH CHANNEL VERTICAL

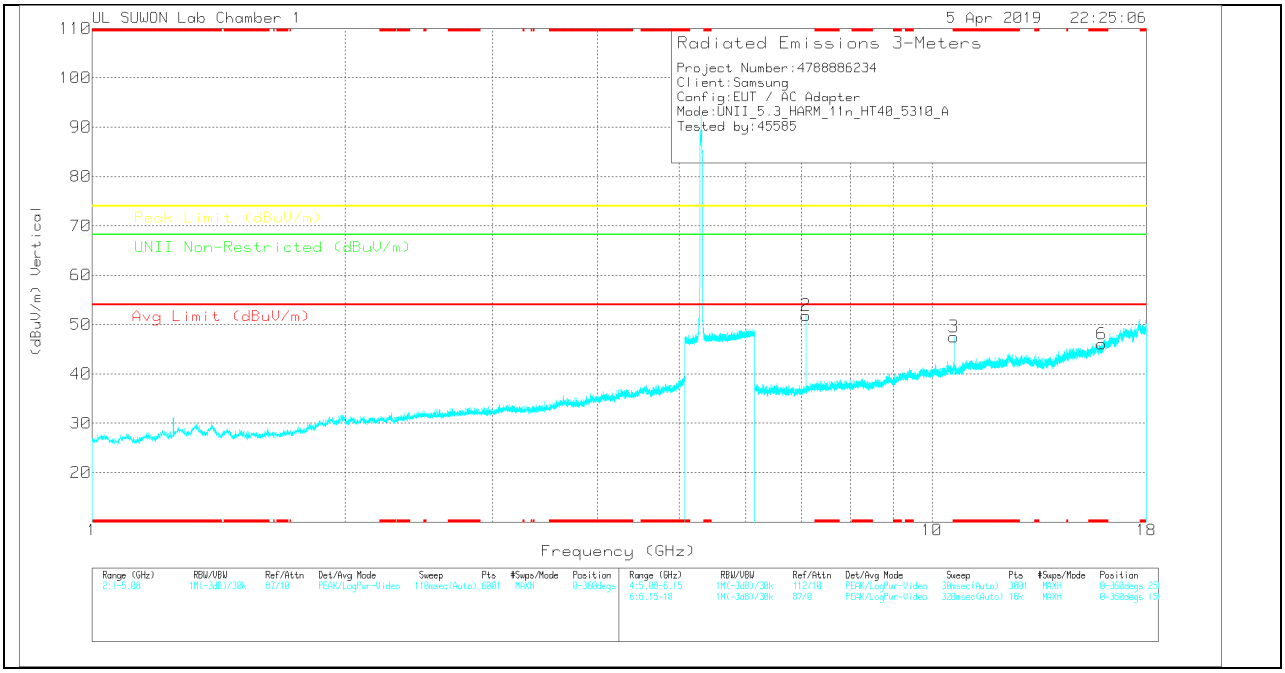

Note: Emission was scanned up to 40GHz; No emissions were detected above the noise floor which was at least 20dB below the specification limit.

UL Korea, Ltd. Confidential
This report shall not be reproduced except in full, without the written approval of UL Korea, Ltd.

HIGH CHANNEL DATA

Trace Markers

Marker	Frequency (GHz)	Meter Reading (dBuV)	Det	3117_00168717	6GHz_HP[dB]	DC Corr (dB)	Corrected Reading (dBuV/m)	Avg Limit (dBuV/m)	Margin (dB)	Peak Limit (dBuV/m)	Margin (dB)	UNII Non-Restricted (dBuV/m)	Margin (dB)	Azimuth (Degs)	Height (cm)	Polarity
1	7.079	38.38	PK	35.8	-27.7	0	46.48	-	-	-	-	68.2	-21.72	0-360	150	H
4	* 10.62	33.81	PK	37.8	-22.2	0	49.41	-	-	74	-24.59	-	-	0-360	150	H
5	* 15.933	26.07	PK	40.7	-21.1	0	45.67	-	-	74	-28.33	-	-	0-360	250	H
2	7.079	43.76	PK	35.8	-27.7	0	51.86	-	-	-	-	68.2	-16.34	0-360	150	V
3	* 10.619	31.93	PK	37.8	-22.2	0	47.53	-	-	74	-26.47	-	-	0-360	150	V
6	* 15.932	26.5	PK	40.7	-21.1	0	46.1	-	-	74	-27.9	-	-	0-360	250	V

* - indicates frequency in CFR47 Pt 15 / IC RSS-Restricted Band
PK – Peak Detector

Radiated Emissions

Frequency (GHz)	Meter Reading (dBuV)	Det	3117_00168717	6GHz_HP[dB]	DC Corr (dB)	Corrected Reading (dBuV/m)	Avg Limit (dBuV/m)	Margin (dB)	Peak Limit (dBuV/m)	Margin (dB)	UNII Non-Restricted (dBuV/m)	Margin (dB)	Azimuth (Degs)	Height (cm)	Polarity
7.08	44.15	PK-U	35.8	-27.7	0	52.25	-	-	-	-	68.2	-15.95	216	150	H
7.08	47	PK-U	35.8	-27.7	0	55.1	-	-	-	-	68.2	-13.1	176	142	V
* 10.62	40.81	PK-U	37.8	-22.2	0	56.41	-	-	74	-17.59	-	-	157	126	V
* 10.62	30.93	ADR	37.8	-22.2	0	46.53	54	-7.47	-	-	-	-	157	126	V
* 10.62	40.17	PK-U	37.8	-22.2	0	55.77	-	-	74	-18.23	-	-	210	134	H
* 10.62	31.65	ADR	37.8	-22.2	0	47.25	54	-6.75	-	-	-	-	210	134	H

* - indicates frequency in CFR47 Pt 15 / IC RSS-Restricted Band
PK-U - U-NII: Maximum Peak
ADR - U-NII AD primary method, RMS average

UL Korea, Ltd. Confidential
This report shall not be reproduced except in full, without the written approval of UL Korea, Ltd.

11.2.8.TX ABOVE 1GHz 802.11n HT40 1Tx ANT1 IN THE 5.3GHz BAND AUTHORIZED BANDEDGE (HIGH CHANNEL)

HORIZONTAL PEAK AND AVERAGE DATA

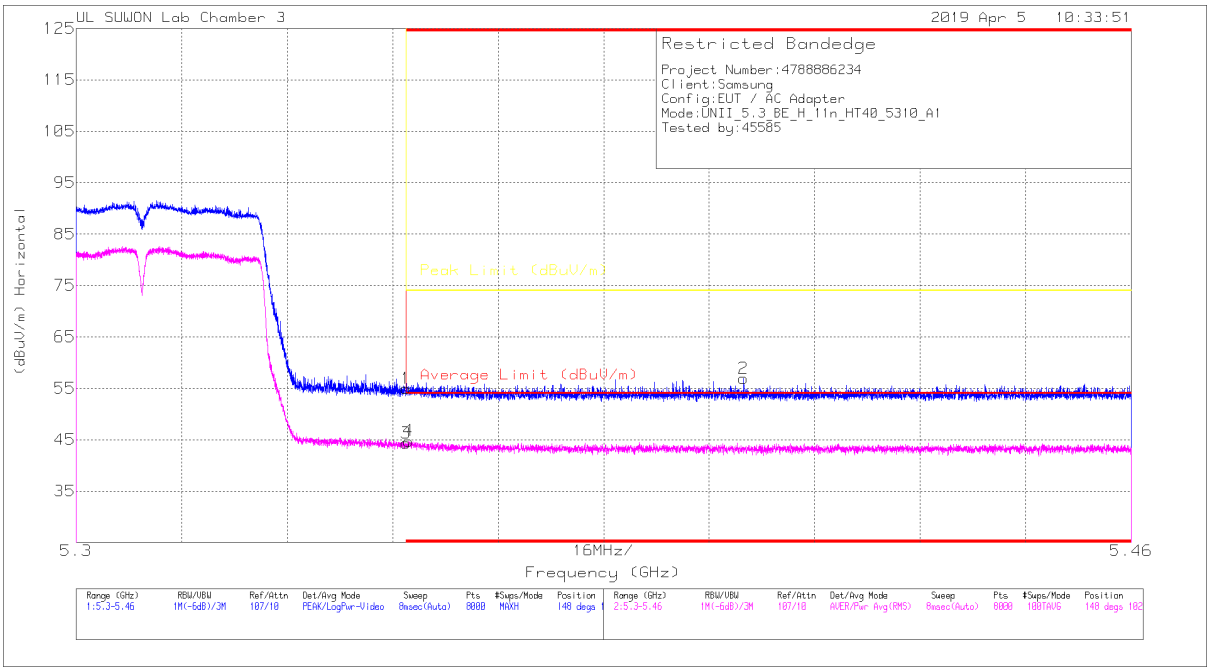

Trace Markers

Marker	Frequency (GHz)	Meter Reading (dBuV)	Det	3117_00205959	10dB[dB]	DC Corr (dB)	Corrected Reading (dBuV/m)	Average Limit (dBuV/m)	Margin (dB)	Peak Limit (dBuV/m)	PK Margin (dB)	Azimuth (Degs)	Height (cm)	Polarity
1	* 5.35	38.95	Pk	34.7	-18.7	0	54.95	-	-	74	-19.05	148	102	H
2	* 5.401	40.81	Pk	34.7	-18.6	0	56.91	-	-	74	-17.09	148	102	H
3	* 5.35	28.72	RMS	34.7	-19.1	0	44.32	54	-9.68	-	-	148	102	H
4	* 5.35	29.16	RMS	34.7	-19.1	0	44.76	54	-9.24	-	-	148	102	H

* - indicates frequency in CFR47 Pt 15 / IC RSS-Restricted Band
Pk - Peak detector
RMS - RMS detection

UL Korea, Ltd. Confidential
This report shall not be reproduced except in full, without the written approval of UL Korea, Ltd.

VERTICAL PEAK AND AVERAGE DATA

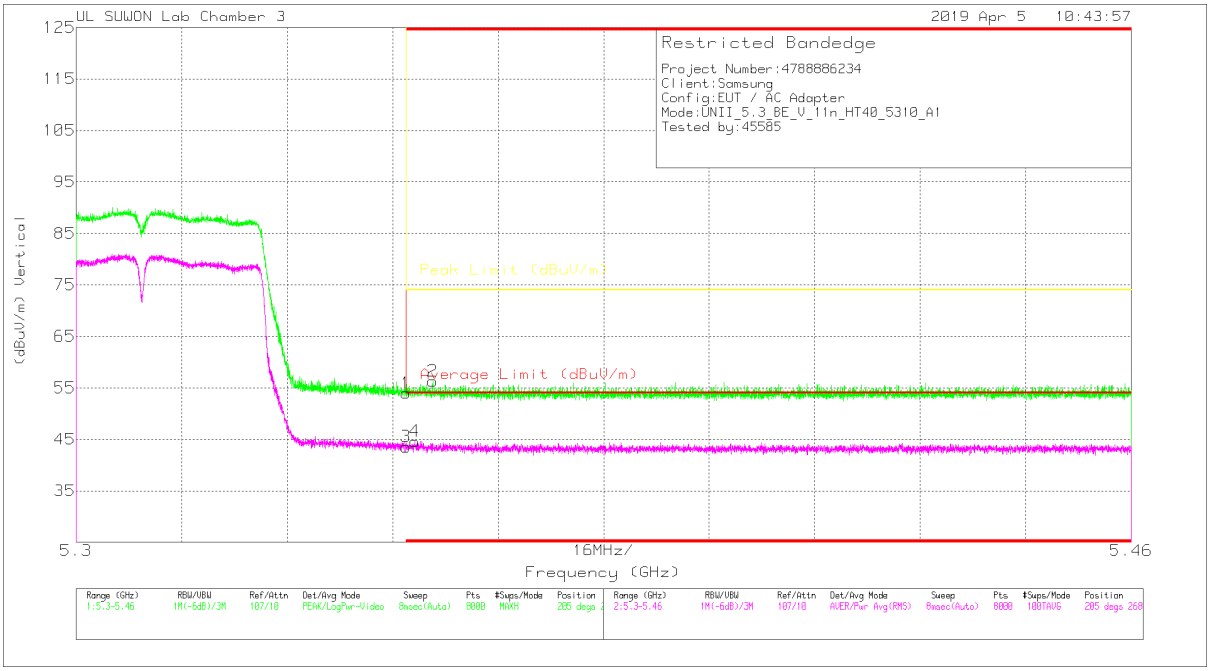

Trace Markers

Marker	Frequency (GHz)	Meter Reading (dBuV)	Det	3117_00205959	10dB[dB]	DC Corr (dB)	Corrected Reading (dBuV/m)	Average Limit (dBuV/m)	Margin (dB)	Peak Limit (dBuV/m)	PK Margin (dB)	Azimuth (Degs)	Height (cm)	Polarity
1	* 5.35	38	Pk	34.7	-18.7	0	54	-	-	74	-20	205	268	V
2	* 5.354	40.28	Pk	34.7	-18.7	0	56.28	-	-	74	-17.72	205	268	V
3	* 5.35	27.97	RMS	34.7	-19.1	0	43.57	54	-10.43	-	-	205	268	V
4	* 5.351	29	RMS	34.7	-19.1	0	44.6	54	-9.4	-	-	205	268	V

* - indicates frequency in CFR47 Pt 15 / IC RSS-Restricted Band
Pk - Peak detector
RMS - RMS detection

UL Korea, Ltd. Confidential
This report shall not be reproduced except in full, without the written approval of UL Korea, Ltd.

HARMONICS AND SPURIOUS EMISSIONS

LOW CHANNEL HORIZONTAL

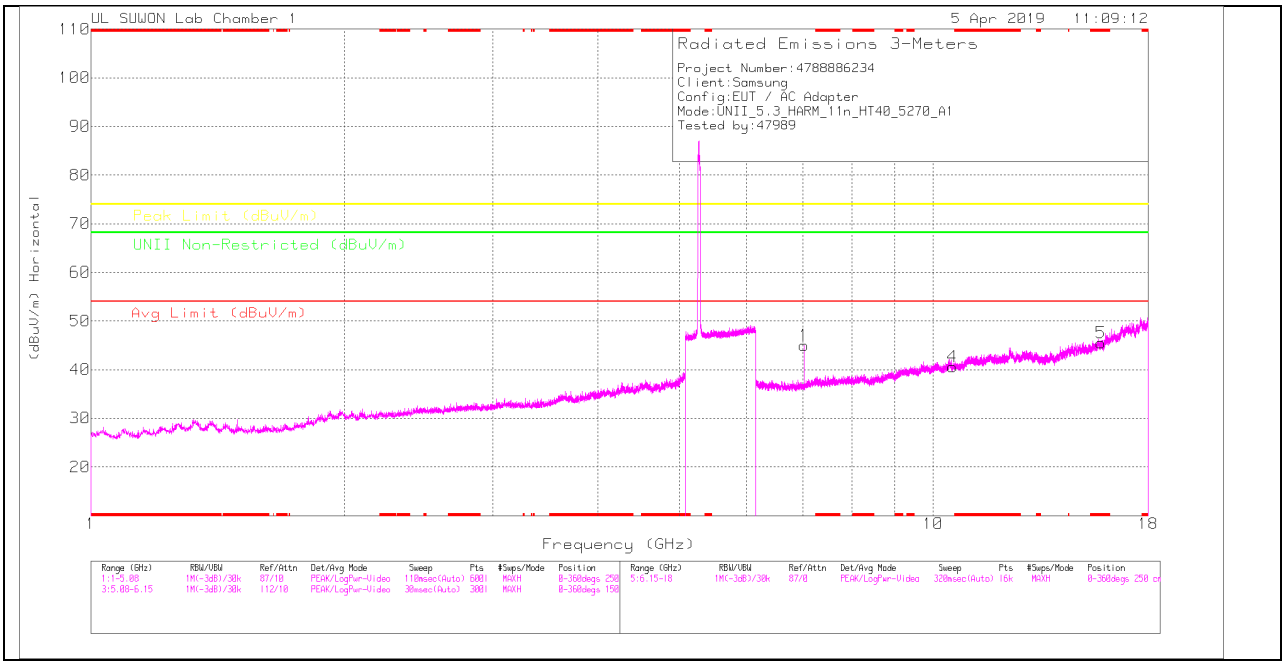

LOW CHANNEL VERTICAL

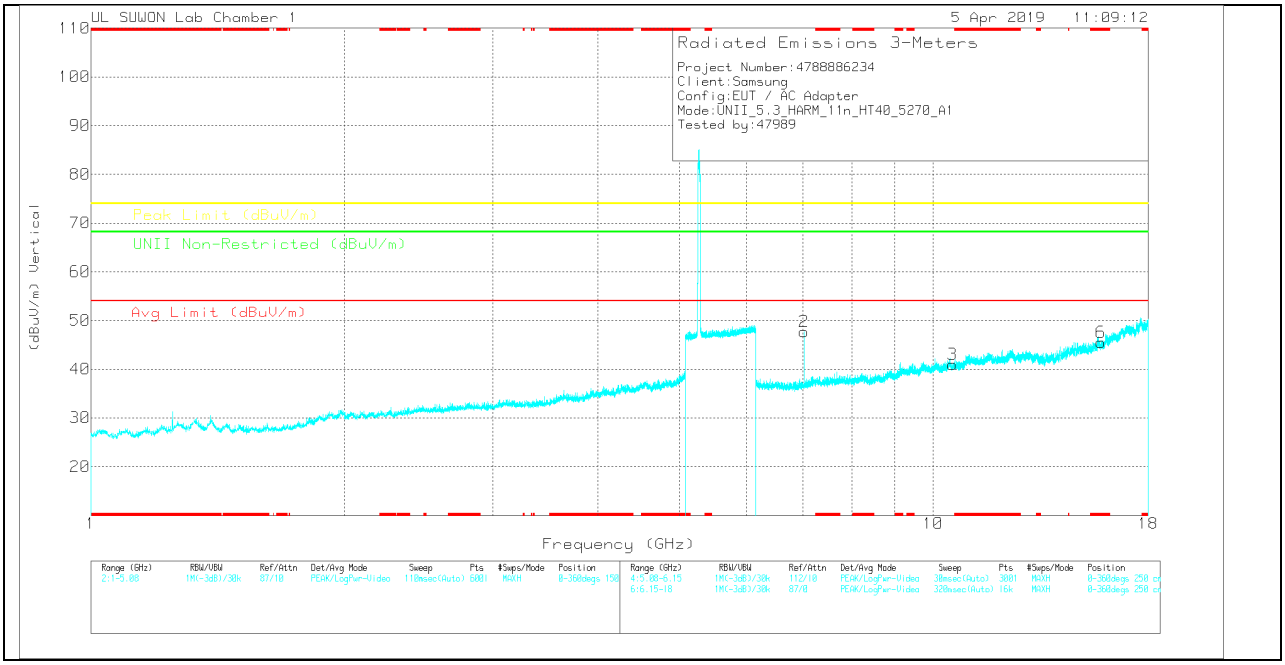

Note: Emission was scanned up to 40GHz; No emissions were detected above the noise floor which was at least 20dB below the specification limit.

UL Korea, Ltd. Confidential
This report shall not be reproduced except in full, without the written approval of UL Korea, Ltd.

LOW CHANNEL DATA

Trace Markers

Marker	Frequency (GHz)	Meter Reading (dBuV)	Det	3117_00168717	6GHz_HP[dB]	DC Corr (dB)	Corrected Reading (dBuV/m)	Avg Limit (dBuV/m)	Margin (dB)	Peak Limit (dBuV/m)	Margin (dB)	UNII Non-Restricted (dBuV/m)	Margin (dB)	Azimuth (Degs)	Height (cm)	Polarity
1	7.026	37.06	PK	35.7	-27.8	0	44.96	-	-	-	-	68.2	-23.24	0-360	150	H
4	10.545	25.58	PK	37.8	-22.8	0	40.58	-	-	-	-	68.2	-27.62	0-360	250	H
5	* 15.813	26.05	PK	40.5	-21.1	0	45.45	-	-	74	-28.55	-	-	0-360	250	H
2	7.026	39.79	PK	35.7	-27.8	0	47.69	-	-	-	-	68.2	-20.51	0-360	150	V
3	10.534	26.04	PK	37.7	-22.8	0	40.94	-	-	-	-	68.2	-27.26	0-360	250	V
6	* 15.812	26.09	PK	40.5	-21.1	0	45.49	-	-	74	-28.51	-	-	0-360	150	V

* - indicates frequency in CFR47 Pt 15 / IC RSS-Restricted Band

PK – Peak Detector

Radiated Emissions

Frequency (GHz)	Meter Reading (dBuV)	Det	3117_00168717	6GHz_HP[dB]	DC Corr (dB)	Corrected Reading (dBuV/m)	Avg Limit (dBuV/m)	Margin (dB)	Peak Limit (dBuV/m)	Margin (dB)	UNII Non-Restricted (dBuV/m)	Margin (dB)	Azimuth (Degs)	Height (cm)	Polarity
7.027	43.56	PK-U	35.7	-27.9	0	51.36	-	-	-	-	68.2	-16.84	42	114	H
7.027	45.41	PK-U	35.7	-27.9	0	53.21	-	-	-	-	68.2	-14.99	168	103	V

* - indicates frequency in CFR47 Pt 15 / IC RSS-Restricted Band

PK-U - U-NII: Maximum Peak

UL Korea, Ltd. Confidential
This report shall not be reproduced except in full, without the written approval of UL Korea, Ltd.

HIGH CHANNEL HORIZONTAL

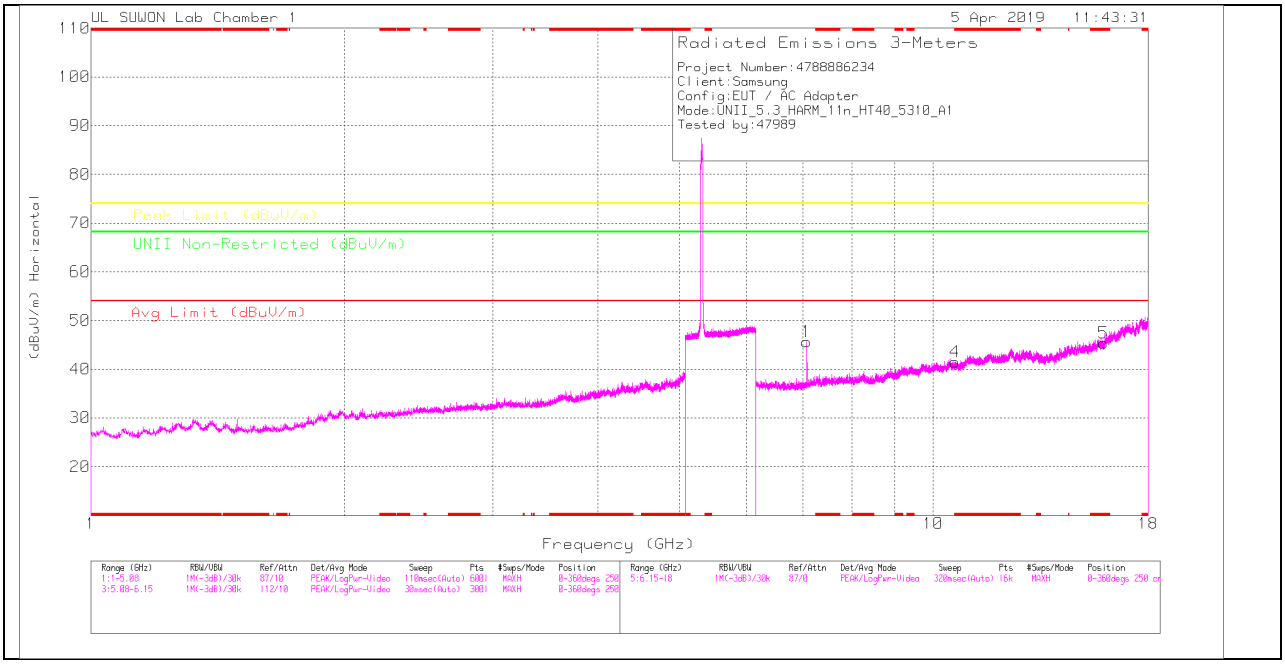

HIGH CHANNEL VERTICAL

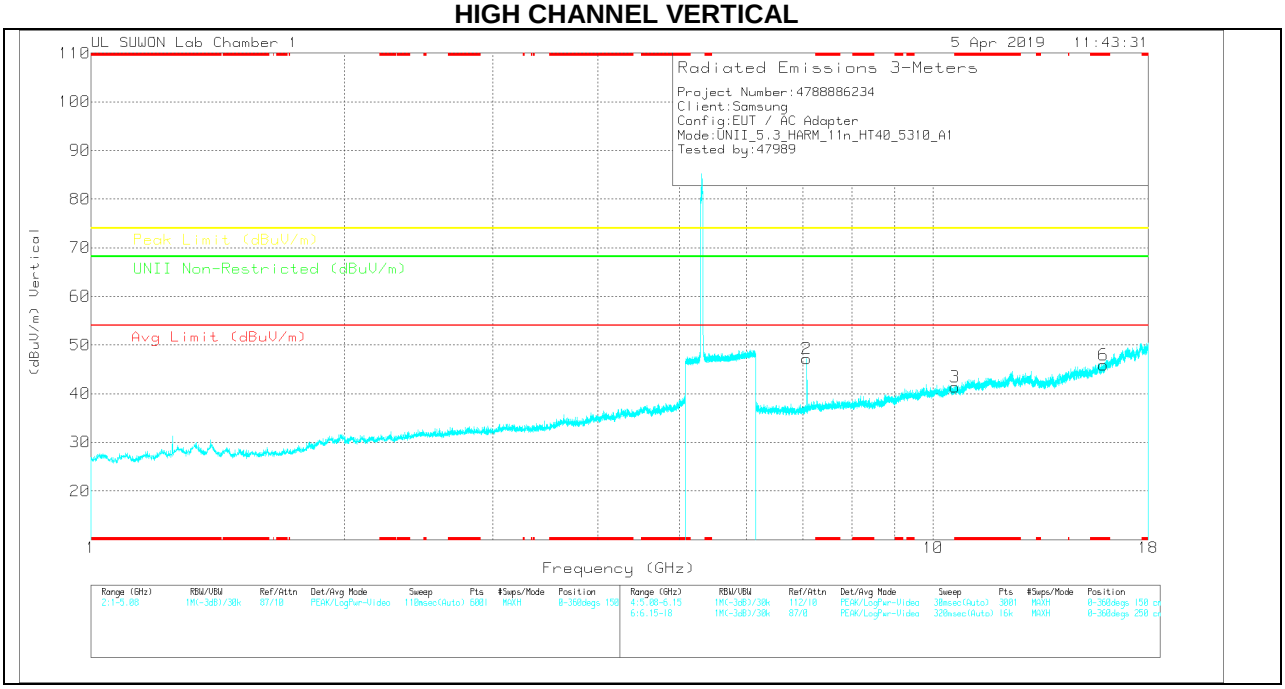

Note: Emission was scanned up to 40GHz; No emissions were detected above the noise floor which was at least 20dB below the specification limit.

UL Korea, Ltd. Confidential
This report shall not be reproduced except in full, without the written approval of UL Korea, Ltd.

HIGH CHANNEL DATA

Trace Markers

Marker	Frequency (GHz)	Meter Reading (dBuV)	Det	3117_00168717	6GHz_HP[dB]	DC Corr (dB)	Corrected Reading (dBuV/m)	Avg Limit (dBuV/m)	Margin (dB)	Peak Limit (dBuV/m)	Margin (dB)	UNII Non-Restricted (dBuV/m)	Margin (dB)	Azimuth (Degs)	Height (cm)	Polarity
1	7.079	37.53	PK	35.8	-27.7	0	45.63	-	-	-	-	68.2	-22.57	0-360	150	H
4	* 10.622	25.84	PK	37.8	-22.2	0	41.44	-	-	74	-32.56	-	-	0-360	150	H
5	* 15.937	25.65	PK	40.7	-21	0	45.35	-	-	74	-28.65	-	-	0-360	250	H
2	7.079	39.12	PK	35.8	-27.7	0	47.22	-	-	-	-	68.2	-20.98	0-360	150	V
3	* 10.62	25.72	PK	37.8	-22.2	0	41.32	-	-	74	-32.68	-	-	0-360	250	V
6	* 15.927	26.35	PK	40.6	-21.1	0	45.85	-	-	74	-28.15	-	-	0-360	250	V

* - indicates frequency in CFR47 Pt 15 / IC RSS-Restricted Band
PK – Peak Detector

Radiated Emissions

Frequency (GHz)	Meter Reading (dBuV)	Det	3117_00168717	6GHz_HP[dB]	DC Corr (dB)	Corrected Reading (dBuV/m)	Avg Limit (dBuV/m)	Margin (dB)	Peak Limit (dBuV/m)	Margin (dB)	UNII Non-Restricted (dBuV/m)	Margin (dB)	Azimuth (Degs)	Height (cm)	Polarity
7.08	43.4	PK-U	35.8	-27.7	0	51.5	-	-	-	-	68.2	-16.7	36	117	H
7.08	45.1	PK-U	35.8	-27.7	0	53.2	-	-	-	-	68.2	-15	166	112	V

* - indicates frequency in CFR47 Pt 15 / IC RSS-Restricted Band
PK-U - U-NII: Maximum Peak

UL Korea, Ltd. Confidential
This report shall not be reproduced except in full, without the written approval of UL Korea, Ltd.

11.2.9.TX ABOVE 1GHz 802.11n HT40 1Tx ANT2 MODE IN THE 5.3GHz BAND AUTHORIZED BANDEDGE (HIGH CHANNEL)

HORIZONTAL PEAK AND AVERAGE DATA

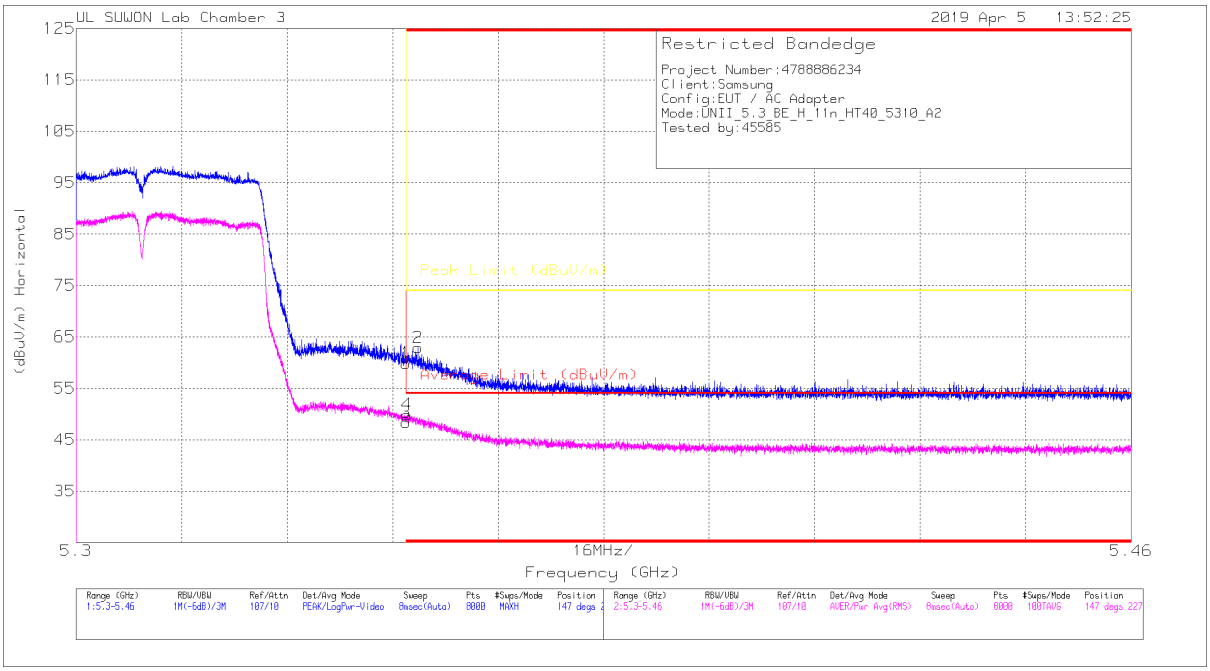

Trace Markers

Marker	Frequency (GHz)	Meter Reading (dBuV)	Det	3117_00205959	10dB[dB]	DC Corr (dB)	Corrected Reading (dBuV/m)	Average Limit (dBuV/m)	Margin (dB)	Peak Limit (dBuV/m)	PK Margin (dB)	Azimuth (Degs)	Height (cm)	Polarity
1	* 5.35	43.91	Pk	34.7	-18.7	0	59.91	-	-	74	-14.09	147	227	H
2	* 5.352	46.89	Pk	34.7	-18.7	0	62.89	-	-	74	-11.11	147	227	H
3	* 5.35	32.76	RMS	34.7	-19.1	0	48.36	54	-5.64	-	-	147	227	H
4	* 5.35	34.27	RMS	34.7	-19.1	0	49.87	54	-4.13	-	-	147	227	H

* - indicates frequency in CFR47 Pt 15 / IC RSS-Restricted Band
Pk - Peak detector
RMS - RMS detection

UL Korea, Ltd. Confidential
This report shall not be reproduced except in full, without the written approval of UL Korea, Ltd.

VERTICAL PEAK AND AVERAGE DATA

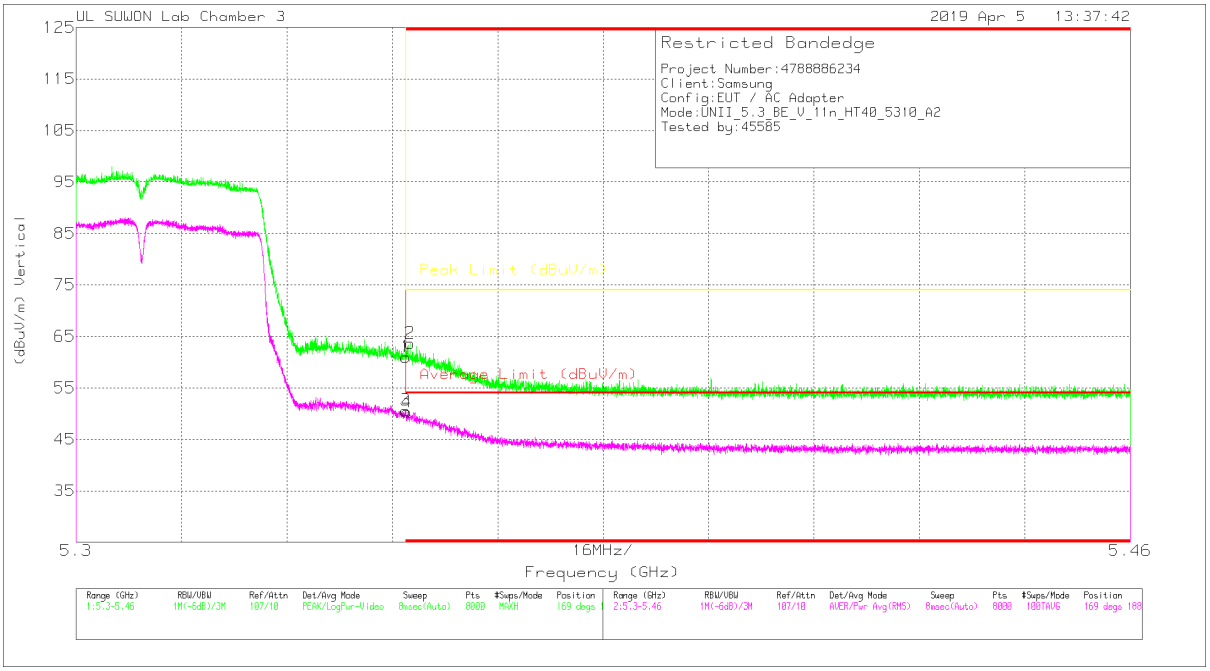

Trace Markers

Marker	Frequency (GHz)	Meter Reading (dBuV)	Det	3117_00205959	10dB[dB]	DC Corr (dB)	Corrected Reading (dBuV/m)	Average Limit (dBuV/m)	Margin (dB)	Peak Limit (dBuV/m)	PK Margin (dB)	Azimuth (Degs)	Height (cm)	Polarity
1	* 5.35	45.02	Pk	34.7	-18.7	0	61.02	-	-	74	-12.98	169	188	V
2	* 5.351	47.67	Pk	34.7	-18.7	0	63.67	-	-	74	-10.33	169	188	V
3	* 5.35	35.03	RMS	34.7	-19.1	0	50.63	54	-3.37	-	-	169	188	V
4	* 5.35	34.73	RMS	34.7	-19.1	0	50.33	54	-3.67	-	-	169	188	V

* - indicates frequency in CFR47 Pt 15 / IC RSS-Restricted Band
Pk - Peak detector
RMS - RMS detection

UL Korea, Ltd. Confidential
This report shall not be reproduced except in full, without the written approval of UL Korea, Ltd.

HARMONICS AND SPURIOUS EMISSIONS

LOW CHANNEL HORIZONTAL

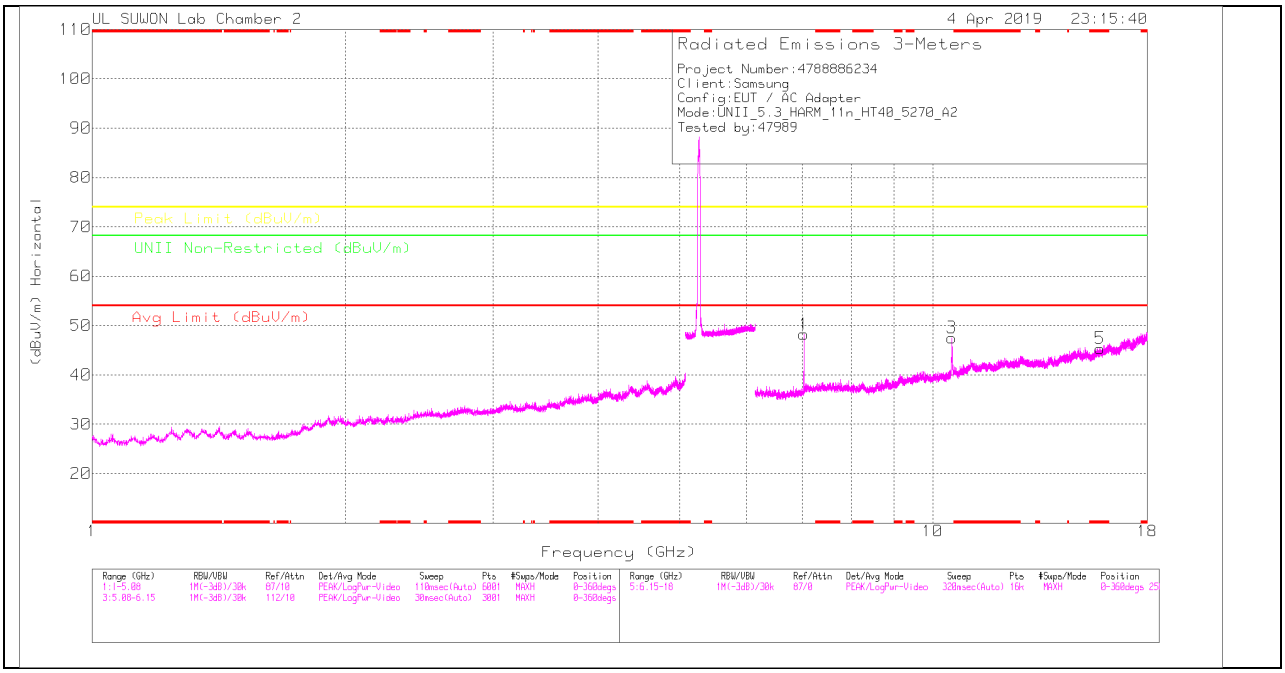

LOW CHANNEL VERTICAL

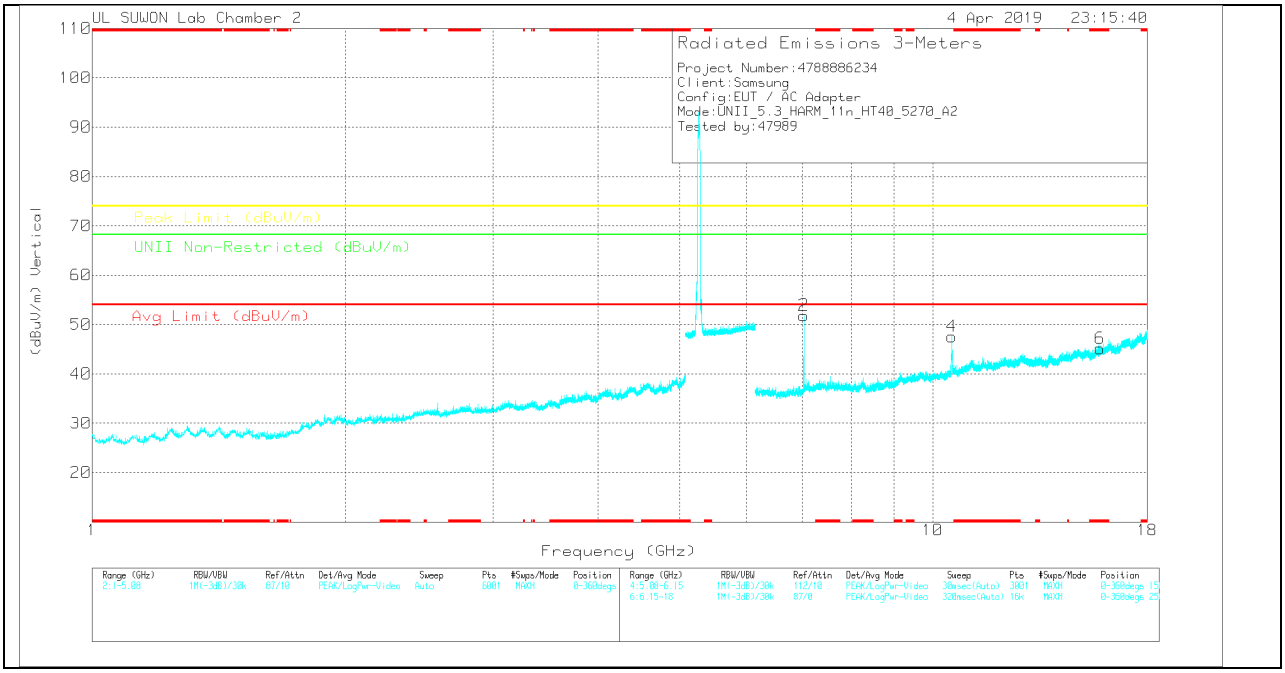

Note: Emission was scanned up to 40GHz; No emissions were detected above the noise floor which was at least 20dB below the specification limit.

UL Korea, Ltd. Confidential
This report shall not be reproduced except in full, without the written approval of UL Korea, Ltd.

LOW CHANNEL DATA

Trace Markers

Marker	Frequency (GHz)	Meter Reading (dBuV)	Det	3117_00168724	6GHz_HP[dB]	DC Corr (dB)	Corrected Reading (dBuV/m)	Avg Limit (dBuV/m)	Margin (dB)	Peak Limit (dBuV/m)	Margin (dB)	UNII Non-Restricted (dBuV/m)	Margin (dB)	Azimuth (Degs)	Height (cm)	Polarity
1	7.026	37.64	PK	35.9	-25.3	0	48.24	-	-	-	-	68.2	-19.96	0-360	150	H
3	10.54	30.44	PK	37.7	-20.6	0	47.54	-	-	-	-	68.2	-20.66	0-360	150	H
5	* 15.817	24.94	PK	40.4	-20	0	45.34	-	-	74	-28.66	-	-	0-360	150	H
2	7.026	41.25	PK	35.9	-25.3	0	51.85	-	-	-	-	68.2	-16.35	0-360	250	V
4	10.541	30.36	PK	37.7	-20.5	0	47.56	-	-	-	-	68.2	-20.64	0-360	250	V
6	* 15.814	24.64	PK	40.4	-19.9	0	45.14	-	-	74	-28.86	-	-	0-360	150	V

* - indicates frequency in CFR47 Pt 15 / IC RSS-Restricted Band
PK – Peak Detector

Radiated Emissions

Frequency (GHz)	Meter Reading (dBuV)	Det	3117_00168724	6GHz_HP[dB]	DC Corr (dB)	Corrected Reading (dBuV/m)	Avg Limit (dBuV/m)	Margin (dB)	Peak Limit (dBuV/m)	Margin (dB)	UNII Non-Restricted (dBuV/m)	Margin (dB)	Azimuth (Degs)	Height (cm)	Polarity
7.027	42.54	PK-U	35.9	-25.3	0	53.14	-	-	-	-	68.2	-15.06	202	117	H
7.027	44.36	PK-U	35.9	-25.3	0	54.96	-	-	-	-	68.2	-13.24	201	164	V
10.54	42.08	PK-U	37.7	-20.6	0	59.18	-	-	-	-	68.2	-9.02	175	172	H
10.54	38.6	PK-U	37.7	-20.6	0	55.7	-	-	-	-	68.2	-12.5	164	130	V

* - indicates frequency in CFR47 Pt 15 / IC RSS-Restricted Band
PK-U - U-NII: Maximum Peak

UL Korea, Ltd. Confidential
This report shall not be reproduced except in full, without the written approval of UL Korea, Ltd.

HIGH CHANNEL HORIZONTAL

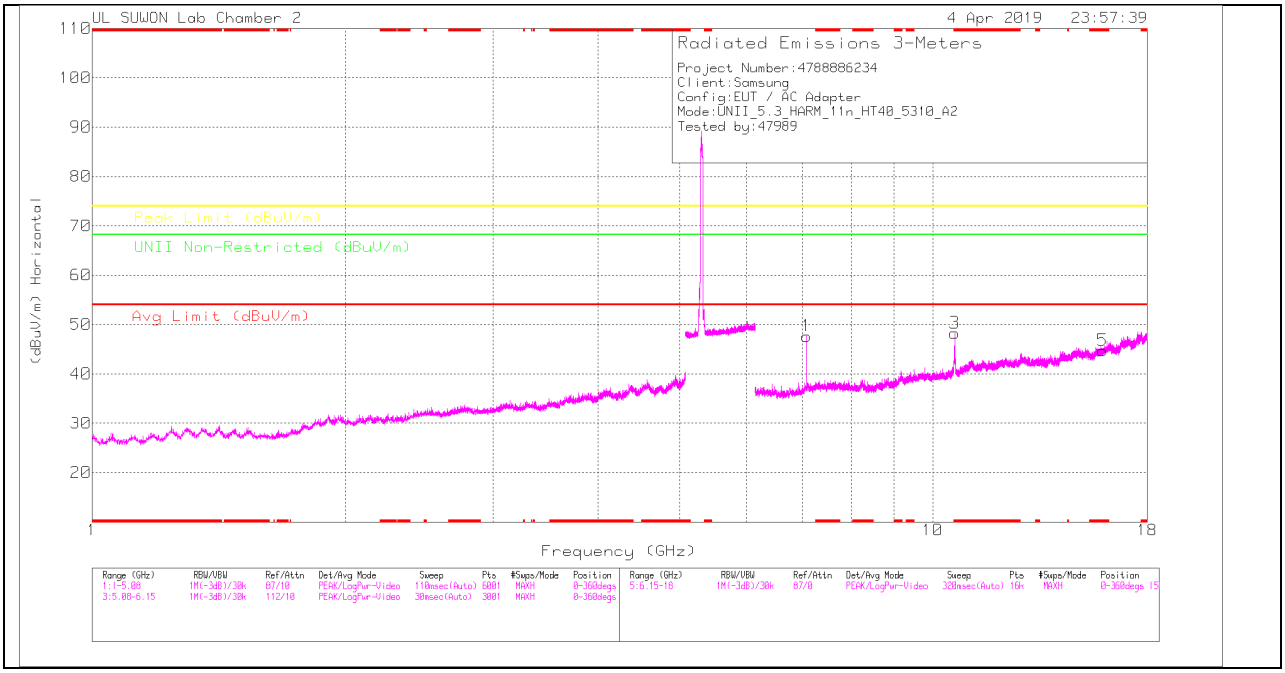

HIGH CHANNEL VERTICAL

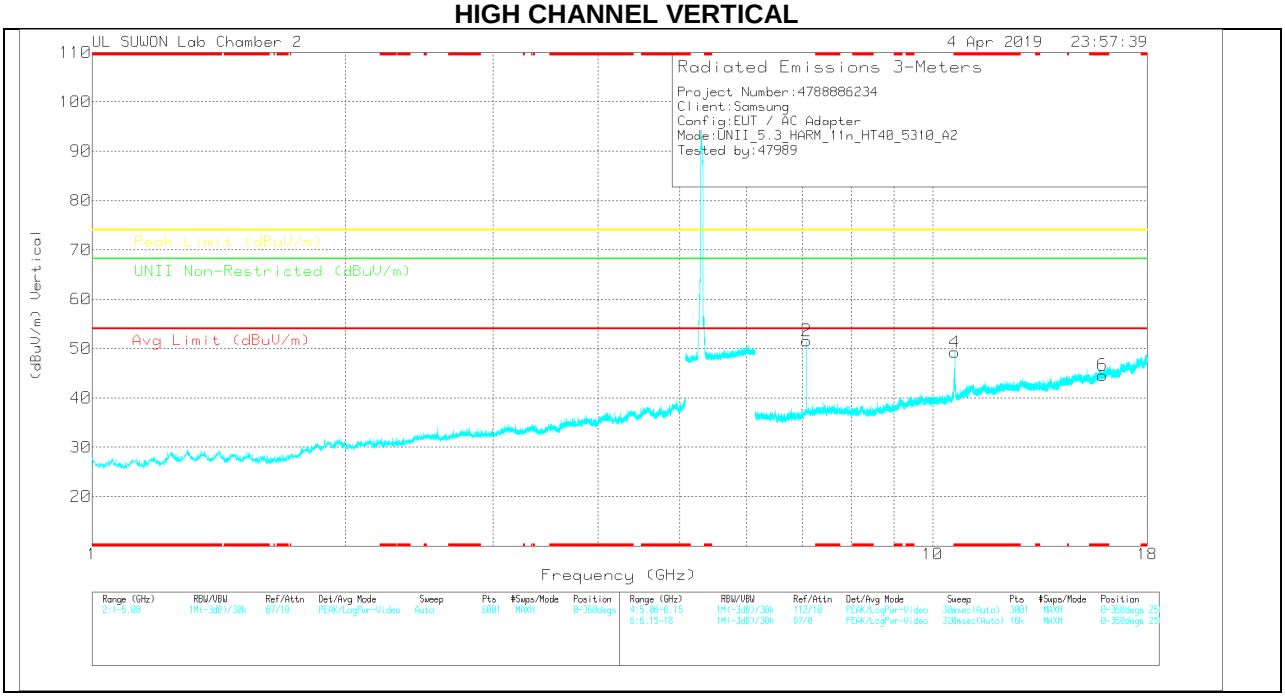

Note: Emission was scanned up to 40GHz; No emissions were detected above the noise floor which was at least 20dB below the specification limit.

UL Korea, Ltd. Confidential
This report shall not be reproduced except in full, without the written approval of UL Korea, Ltd.

HIGH CHANNEL DATA

Trace Markers

Marker	Frequency (GHz)	Meter Reading (dBuV)	Det	3117_00168724	6GHz_HP[dB]	DC Corr (dB)	Corrected Reading (dBuV/m)	Avg Limit (dBuV/m)	Margin (dB)	Peak Limit (dBuV/m)	Margin (dB)	UNII Non-Restricted (dBuV/m)	Margin (dB)	Azimuth (Degs)	Height (cm)	Polarity
1	7.079	35.68	PK	35.9	-23.9	0	47.68	-	-	-	-	68.2	-20.52	0-360	150	H
3	* 10.619	30.09	PK	37.8	-19.6	0	48.29	-	-	74	-25.71	-	-	0-360	150	H
5	* 15.929	23.73	PK	40.5	-19.5	0	44.73	-	-	74	-29.27	-	-	0-360	150	H
2	7.079	39.59	PK	35.9	-23.9	0	51.59	-	-	-	-	68.2	-16.61	0-360	150	V
4	* 10.619	31.08	PK	37.8	-19.6	0	49.28	-	-	74	-24.72	-	-	0-360	250	V
6	* 15.929	23.71	PK	40.5	-19.6	0	44.61	-	-	74	-29.39	-	-	0-360	150	V

* - indicates frequency in CFR47 Pt 15 / IC RSS-Restricted Band
PK – Peak Detector

Radiated Emissions

Frequency (GHz)	Meter Reading (dBuV)	Det	3117_00168724	6GHz_HP[dB]	DC Corr (dB)	Corrected Reading (dBuV/m)	Avg Limit (dBuV/m)	Margin (dB)	Peak Limit (dBuV/m)	Margin (dB)	UNII Non-Restricted (dBuV/m)	Margin (dB)	Azimuth (Degs)	Height (cm)	Polarity
7.08	41.27	PK-U	35.9	-24	0	53.17	-	-	-	-	68.2	-15.03	197	126	H
7.08	42.7	PK-U	35.9	-24	0	54.6	-	-	-	-	68.2	-13.6	195	169	V
* 10.619	40.43	PK-U	37.8	-19.6	0	58.63	-	-	74	-15.37	-	-	225	238	H
* 10.62	29.89	ADR	37.8	-19.6	0	48.09	54	-5.91	-	-	-	-	225	238	H
* 10.62	38.62	PK-U	37.8	-19.6	0	56.82	-	-	74	-17.18	-	-	165	150	V
* 10.62	28.95	ADR	37.8	-19.6	0	47.15	54	-6.85	-	-	-	-	165	150	V

* - indicates frequency in CFR47 Pt 15 / IC RSS-Restricted Band
PK-U - U-NII: Maximum Peak
ADR - U-NII AD primary method, RMS average

UL Korea, Ltd. Confidential
This report shall not be reproduced except in full, without the written approval of UL Korea, Ltd.

11.2.10. TX ABOVE 1GHz 802.11ac VHT80 2Tx CDD MODE IN THE 5.3GHz BAND RESTRICTED BANDEDGE (High CHANNEL)

HORIZONTAL PEAK AND AVERAGE DATA

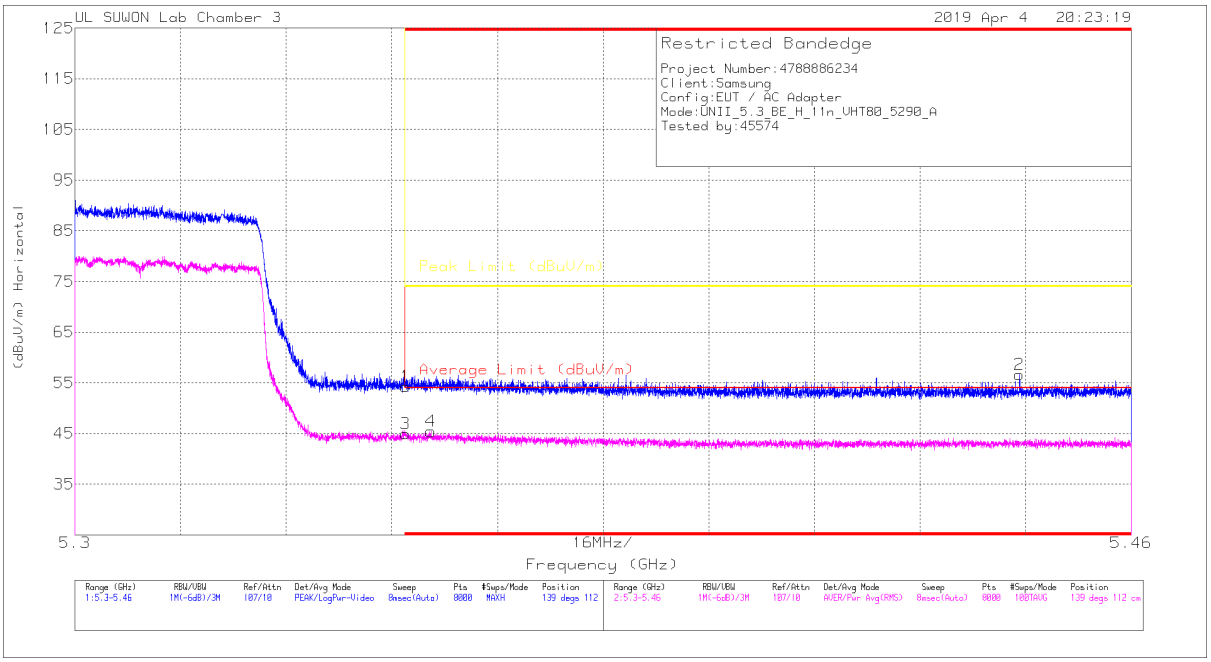

Trace Markers

Marker	Frequency (GHz)	Meter Reading (dBuV)	Det	3117_00205959	10dB[dB]	DC Corr (dB)	Corrected Reading (dBuV/m)	Average Limit (dBuV/m)	Margin (dB)	Peak Limit (dBuV/m)	PK Margin (dB)	Azimuth (Degs)	Height (cm)	Polarity
1	* 5.35	38.25	Pk	34.7	-18.7	0	54.25	-	-	74	-19.75	139	112	H
2	* 5.443	40.4	Pk	34.7	-18.5	0	56.6	-	-	74	-17.4	139	112	H
3	* 5.35	29.32	RMS	34.7	-19.1	0	44.92	54	-9.08	-	-	139	112	H
4	* 5.354	29.79	RMS	34.7	-19.1	0	45.39	54	-8.61	-	-	139	112	H

* - indicates frequency in CFR47 Pt 15 / IC RSS-Restricted Band
Pk - Peak detector
RMS - RMS detection

VERTICAL PEAK AND AVERAGE DATA

UL Korea, Ltd. Confidential
This report shall not be reproduced except in full, without the written approval of UL Korea, Ltd.

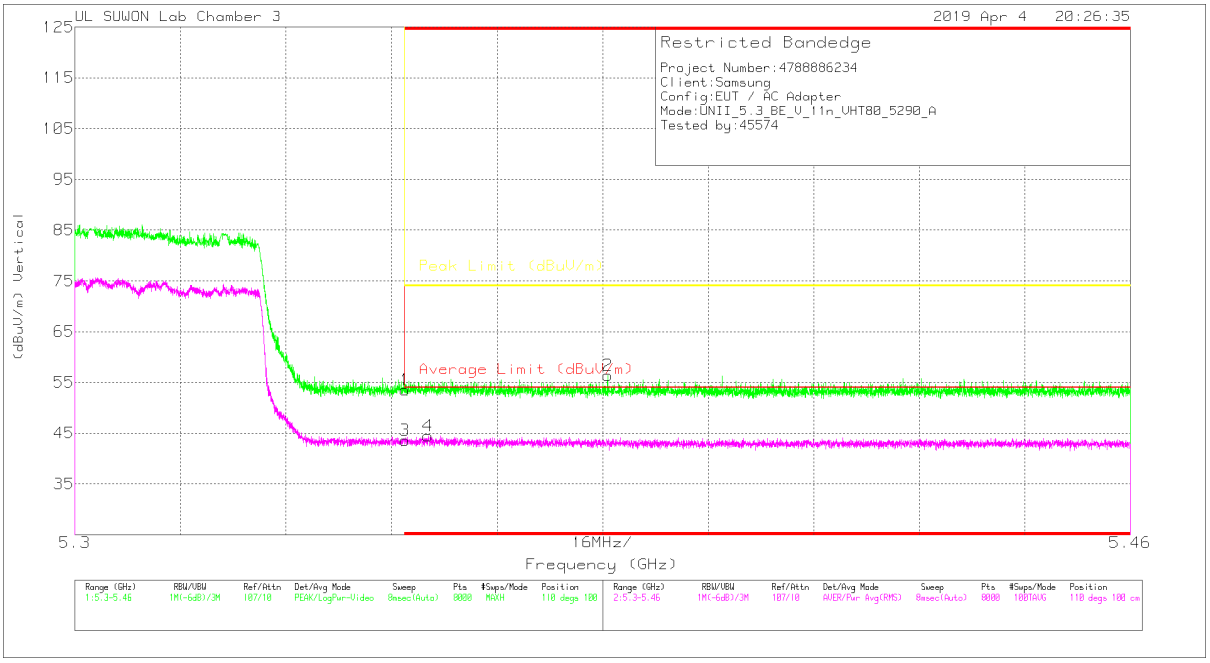

Trace Markers

Marker	Frequency (GHz)	Meter Reading (dBuV)	Det	3117_00205959	10dB[dB]	DC Corr (dB)	Corrected Reading (dBuV/m)	Average Limit (dBuV/m)	Margin (dB)	Peak Limit (dBuV/m)	PK Margin (dB)	Azimuth (Degs)	Height (cm)	Polarity
1	* 5.35	37.47	Pk	34.7	-18.7	0	53.47	-	-	74	-20.53	110	100	V
2	* 5.381	40.4	Pk	34.7	-18.7	0	56.4	-	-	74	-17.6	110	100	V
3	* 5.35	28.02	RMS	34.7	-19.1	0	43.62	54	-10.38	-	-	110	100	V
4	* 5.354	28.9	RMS	34.7	-19.1	0	44.5	54	-9.5	-	-	110	100	V

* - indicates frequency in CFR47 Pt 15 / IC RSS-Restricted Band
Pk - Peak detector
RMS - RMS detection

UL Korea, Ltd. Confidential
This report shall not be reproduced except in full, without the written approval of UL Korea, Ltd.

HARMONICS AND SPURIOUS EMISSIONS

MID CHANNEL HORIZONTAL

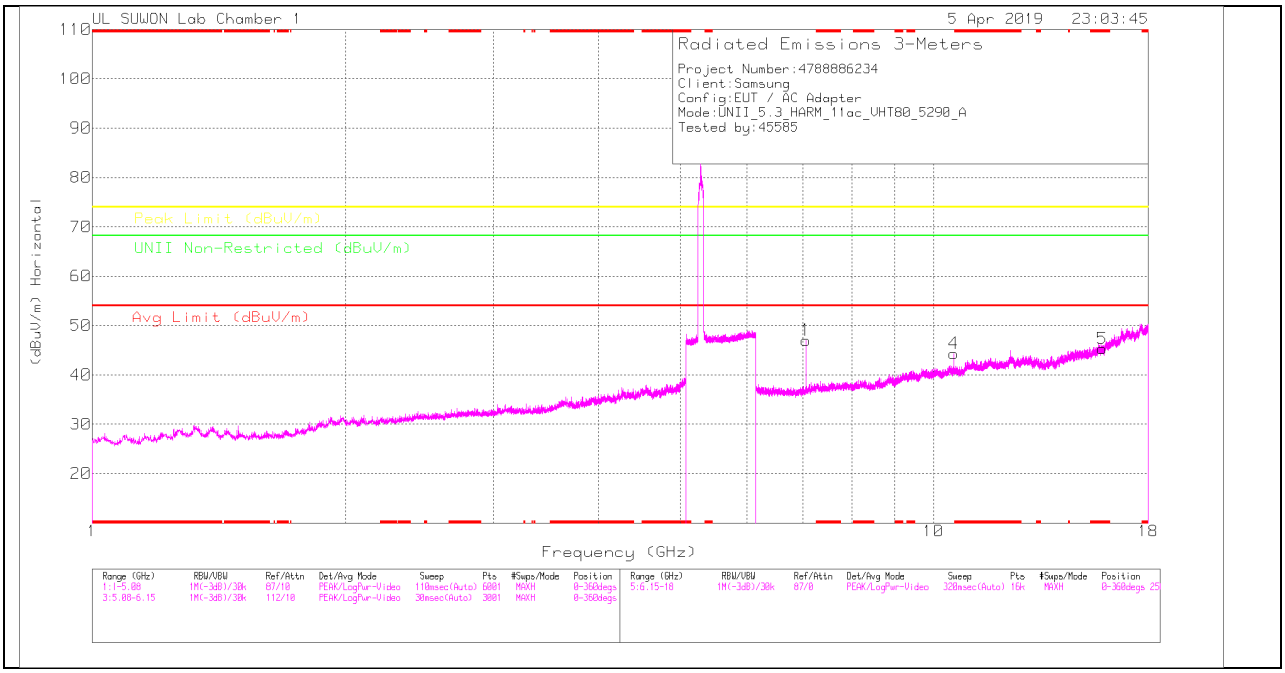

MID CHANNEL VERTICAL

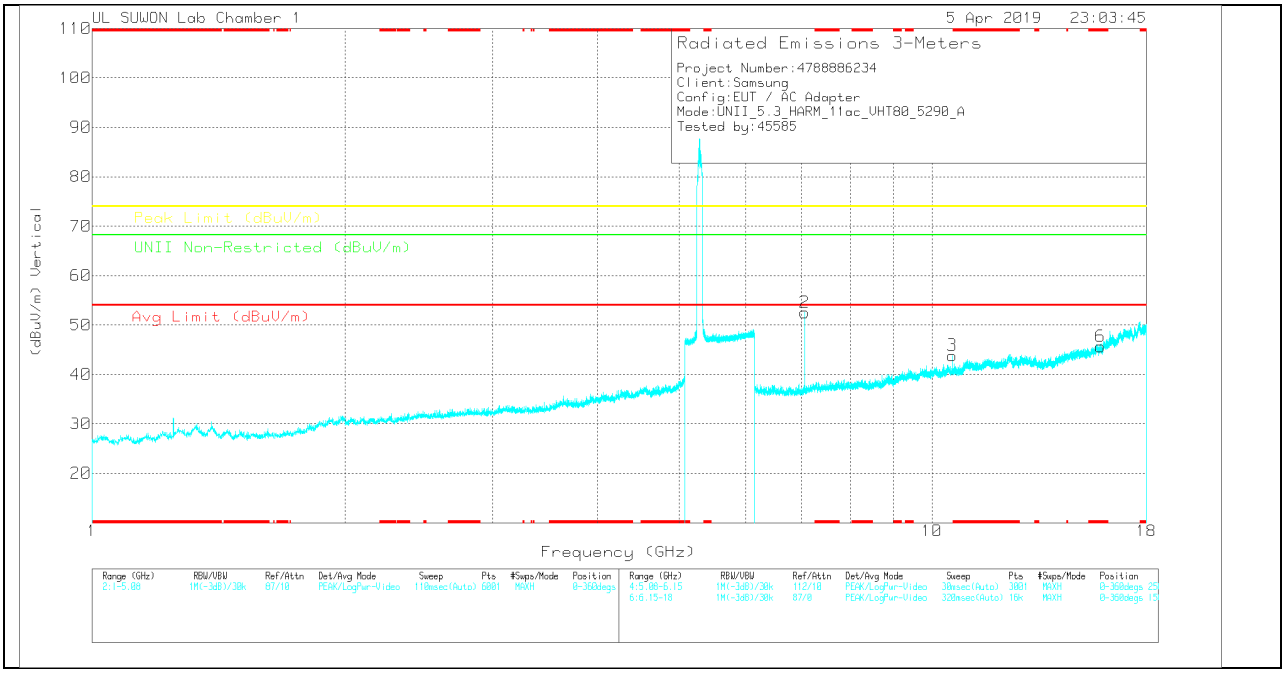

Note: Emission was scanned up to 40GHz; No emissions were detected above the noise floor which was at least 20dB below the specification limit.

UL Korea, Ltd. Confidential
This report shall not be reproduced except in full, without the written approval of UL Korea, Ltd.

MID CHANNEL DATA

Trace Markers

Marker	Frequency (GHz)	Meter Reading (dBuV)	Det	3117_00168717	6GHz_HP[dB]	DC Corr (dB)	Corrected Reading (dBuV/m)	Avg Limit (dBuV/m)	Margin (dB)	Peak Limit (dBuV/m)	Margin (dB)	UNII Non-Restricted (dBuV/m)	Margin (dB)	Azimuth (Degs)	Height (cm)	Polarity
1	7.054	39.01	PK	35.8	-27.8	0	47.01	-	-	-	-	68.2	-21.19	0-360	150	H
4	10.58	29.13	PK	37.8	-22.6	0	44.33	-	-	-	-	68.2	-23.87	0-360	150	H
5	* 15.872	25.7	PK	40.6	-21	0	45.3	-	-	74	-28.7	-	-	0-360	150	H
2	7.053	44.54	PK	35.8	-27.8	0	52.54	-	-	-	-	68.2	-15.66	0-360	150	V
3	10.579	28.63	PK	37.8	-22.6	0	43.83	-	-	-	-	68.2	-24.37	0-360	150	V
6	* 15.87	26.06	PK	40.6	-21	0	45.66	-	-	74	-28.34	-	-	0-360	150	V

* - indicates frequency in CFR47 Pt 15 / IC RSS-Restricted Band
PK – Peak Detector

Radiated Emissions

Frequency (GHz)	Meter Reading (dBuV)	Det	3117_00168717	6GHz_HP[dB]	DC Corr (dB)	Corrected Reading (dBuV/m)	Avg Limit (dBuV/m)	Margin (dB)	Peak Limit (dBuV/m)	Margin (dB)	UNII Non-Restricted (dBuV/m)	Margin (dB)	Azimuth (Degs)	Height (cm)	Polarity
7.053	44.42	PK-U	35.8	-27.8	0	52.42	-	-	-	-	68.2	-15.78	216	151	H
7.053	47.84	PK-U	35.8	-27.8	0	55.84	-	-	-	-	68.2	-12.36	174	150	V
10.58	37.91	PK-U	37.8	-22.6	0	53.11	-	-	-	-	68.2	-15.09	208	158	V
10.58	38.56	PK-U	37.8	-22.6	0	53.76	-	-	-	-	68.2	-14.44	213	161	H

* - indicates frequency in CFR47 Pt 15 / IC RSS-Restricted Band
PK-U - U-NII: Maximum Peak

UL Korea, Ltd. Confidential
This report shall not be reproduced except in full, without the written approval of UL Korea, Ltd.

11.2.11. TX ABOVE 1GHz 802.11ac VHT80 1Tx ANT1 IN THE 5.3GHz BAND RESTRICTED BANDEDGE (High CHANNEL)

HORIZONTAL PEAK AND AVERAGE DATA

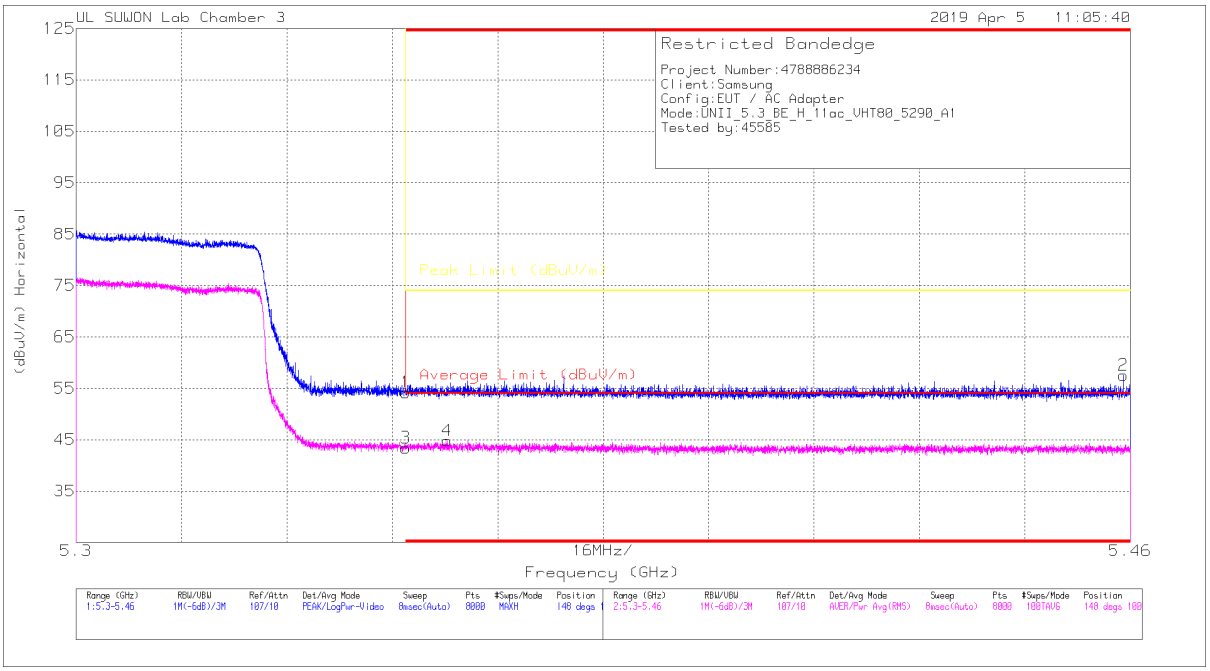

Trace Markers

Marker	Frequency (GHz)	Meter Reading (dBuV)	Det	3117_00205959	10dB[dB]	DC Corr (dB)	Corrected Reading (dBuV/m)	Average Limit (dBuV/m)	Margin (dB)	Peak Limit (dBuV/m)	PK Margin (dB)	Azimuth (Degs)	Height (cm)	Polarity
1	* 5.35	38.2	Pk	34.7	-18.7	0	54.2	-	-	74	-19.8	148	100	H
2	* 5.459	41.35	Pk	34.7	-18.5	0	57.55	-	-	74	-16.45	148	100	H
3	* 5.35	27.8	RMS	34.7	-19.1	0	43.4	54	-10.6	-	-	148	100	H
4	* 5.356	29.24	RMS	34.7	-19.1	0	44.84	54	-9.16	-	-	148	100	H

* - indicates frequency in CFR47 Pt 15 / IC RSS-Restricted Band
Pk - Peak detector
RMS - RMS detection

VERTICAL PEAK AND AVERAGE DATA

UL Korea, Ltd. Confidential
This report shall not be reproduced except in full, without the written approval of UL Korea, Ltd.

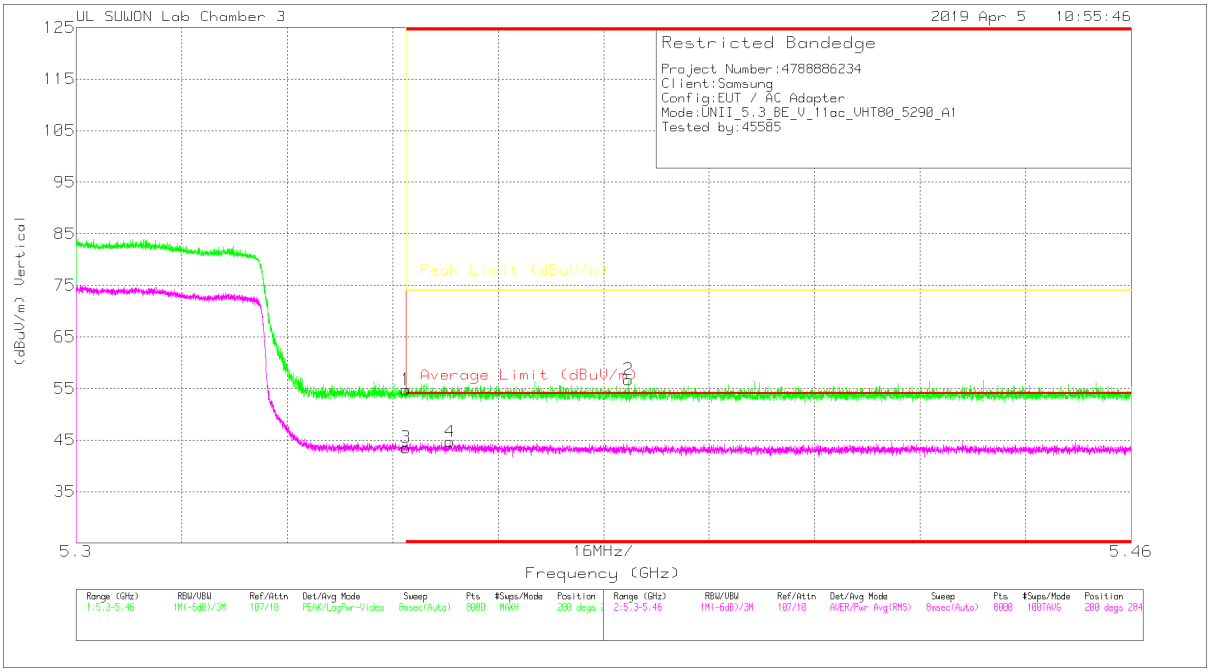

Trace Markers

Marker	Frequency (GHz)	Meter Reading (dBuV)	Det	3117_00205959	10dB[dB]	DC Corr (dB)	Corrected Reading (dBuV/m)	Average Limit (dBuV/m)	Margin (dB)	Peak Limit (dBuV/m)	PK Margin (dB)	Azimuth (Degs)	Height (cm)	Polarity
1	* 5.35	38.76	Pk	34.7	-18.7	0	54.76	-	-	74	-19.24	200	284	V
2	* 5.384	40.7	Pk	34.7	-18.7	0	56.7	-	-	74	-17.3	200	284	V
3	* 5.35	27.94	RMS	34.7	-19.1	0	43.54	54	-10.46	-	-	200	284	V
4	* 5.357	29.1	RMS	34.7	-19.1	0	44.7	54	-9.3	-	-	200	284	V

* - indicates frequency in CFR47 Pt 15 / IC RSS-Restricted Band
Pk - Peak detector
RMS - RMS detection

UL Korea, Ltd. Confidential
This report shall not be reproduced except in full, without the written approval of UL Korea, Ltd.

HARMONICS AND SPURIOUS EMISSIONS

MID CHANNEL HORIZONTAL

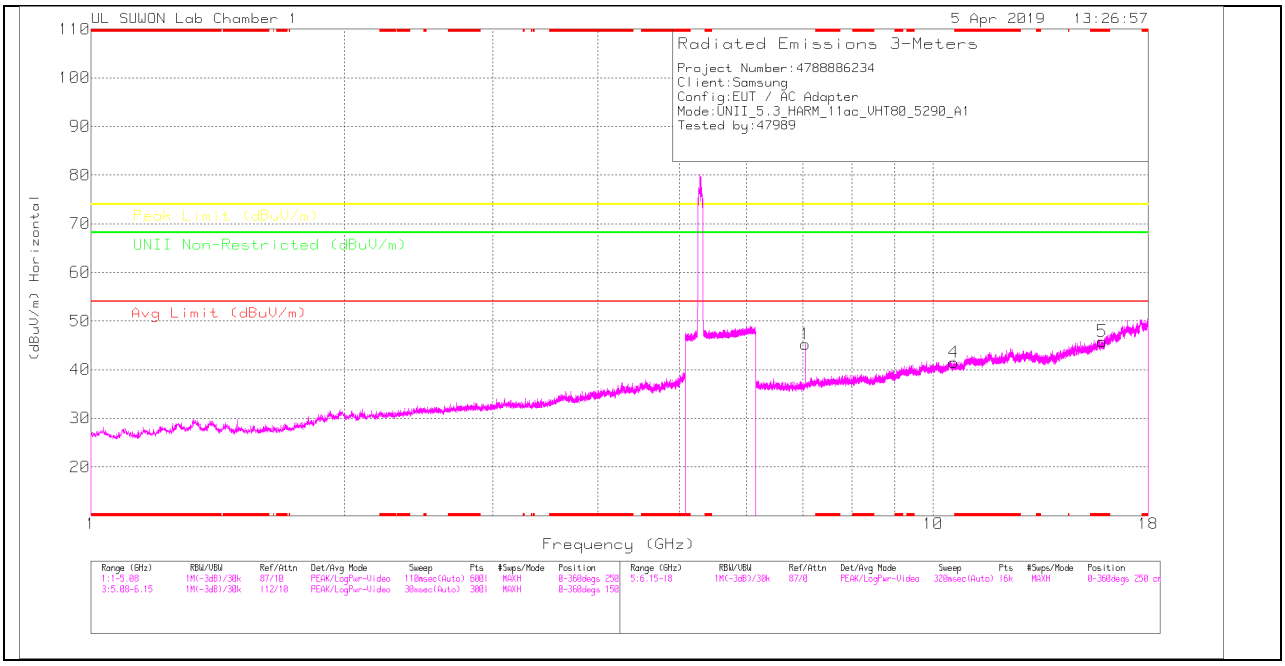

MID CHANNEL VERTICAL

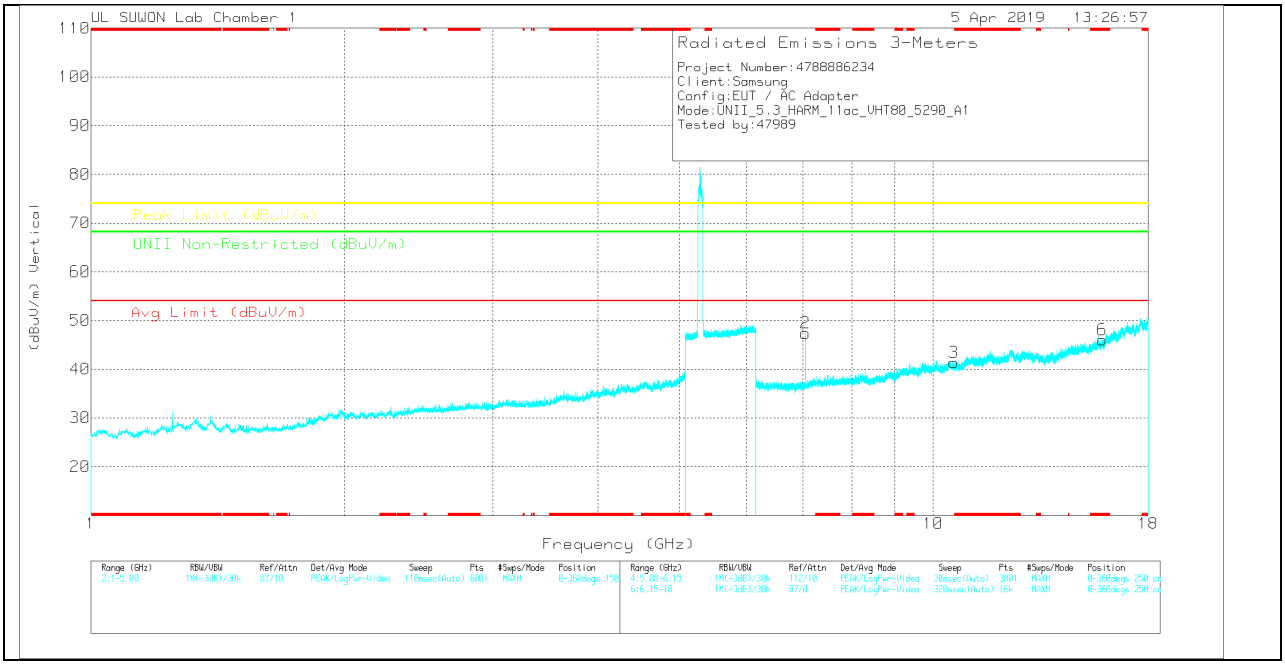

Note: Emission was scanned up to 40GHz; No emissions were detected above the noise floor which was at least 20dB below the specification limit.

UL Korea, Ltd. Confidential
This report shall not be reproduced except in full, without the written approval of UL Korea, Ltd.

MID CHANNEL DATA

Trace Markers

Marker	Frequency (GHz)	Meter Reading (dBuV)	Det	3117_00168717	6GHz_HP[dB]	DC Corr (dB)	Corrected Reading (dBuV/m)	Avg Limit (dBuV/m)	Margin (dB)	Peak Limit (dBuV/m)	Margin (dB)	UNII Non-Restricted (dBuV/m)	Margin (dB)	Azimuth (Degs)	Height (cm)	Polarity
1	7.053	37.3	PK	35.8	-27.8	0	45.3	-	-	-	-	68.2	-22.9	0-360	150	H
4	10.58	26.25	PK	37.8	-22.6	0	41.45	-	-	-	-	68.2	-26.75	0-360	150	H
5	* 15.873	26.32	PK	40.6	-21.1	0	45.82	-	-	74	-28.18	-	-	0-360	150	H
2	7.054	39.38	PK	35.8	-27.8	0	47.38	-	-	-	-	68.2	-20.82	0-360	150	V
3	10.573	26.28	PK	37.8	-22.7	0	41.38	-	-	-	-	68.2	-26.82	0-360	250	V
6	* 15.871	26.42	PK	40.6	-21	0	46.02	-	-	74	-27.98	-	-	0-360	150	V

* - indicates frequency in CFR47 Pt 15 / IC RSS-Restricted Band
PK – Peak Detector

Radiated Emissions

Frequency (GHz)	Meter Reading (dBuV)	Det	3117_00168717	6GHz_HP[dB]	DC Corr (dB)	Corrected Reading (dBuV/m)	Avg Limit (dBuV/m)	Margin (dB)	Peak Limit (dBuV/m)	Margin (dB)	UNII Non-Restricted (dBuV/m)	Margin (dB)	Azimuth (Degs)	Height (cm)	Polarity
7.053	43.46	PK-U	35.8	-27.8	0	51.46	-	-	-	-	68.2	-16.74	41	123	H
7.053	45.97	PK-U	35.8	-27.8	0	53.97	-	-	-	-	68.2	-14.23	174	104	V

* - indicates frequency in CFR47 Pt 15 / IC RSS-Restricted Band
PK-U - U-NII: Maximum Peak

UL Korea, Ltd. Confidential
This report shall not be reproduced except in full, without the written approval of UL Korea, Ltd.

11.2.12. TX ABOVE 1GHz 802.11ac VHT80 1Tx ANT2 IN THE 5.3GHz BAND RESTRICTED BANDEDGE (High CHANNEL)

HORIZONTAL PEAK AND AVERAGE DATA

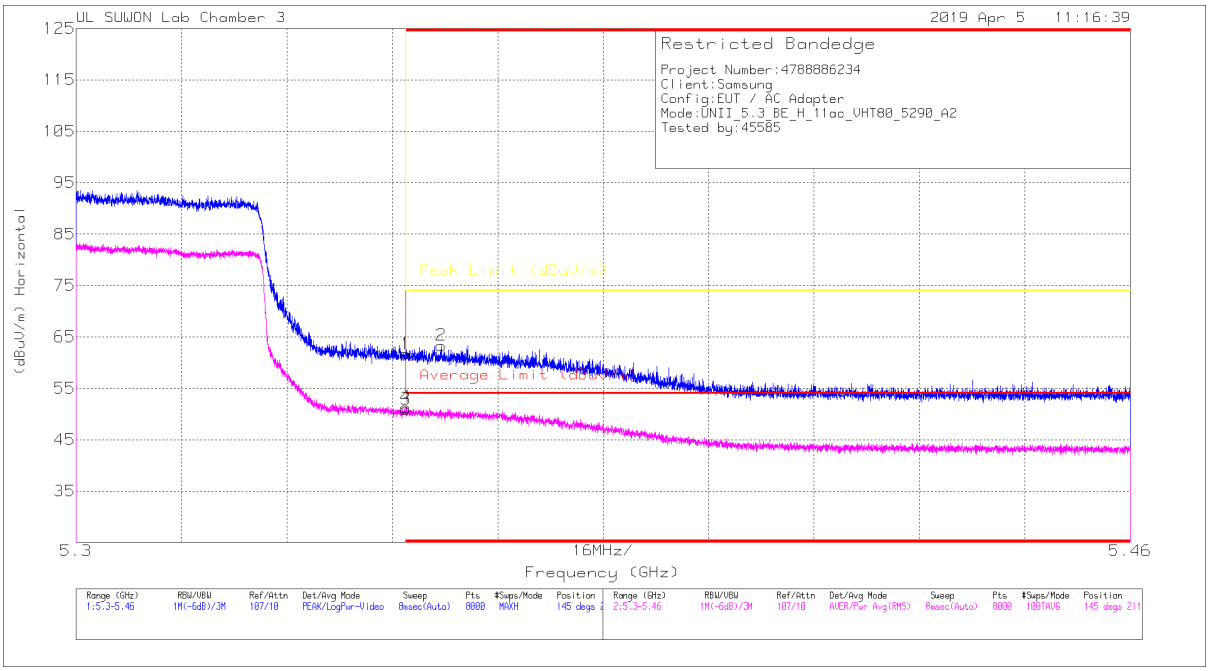

Trace Markers

Marker	Frequency (GHz)	Meter Reading (dBuV)	Det	3117_00205959	10dB[dB]	DC Corr (dB)	Corrected Reading (dBuV/m)	Average Limit (dBuV/m)	Margin (dB)	Peak Limit (dBuV/m)	PK Margin (dB)	Azimuth (Degs)	Height (cm)	Polarity
1	* 5.35	45.71	Pk	34.7	-18.7	0	61.71	-	-	74	-12.29	145	211	H
2	* 5.355	47.43	Pk	34.7	-18.8	0	63.33	-	-	74	-10.67	145	211	H
3	* 5.35	35.38	RMS	34.7	-19.1	0	50.98	54	-3.02	-	-	145	211	H
4	* 5.35	35.72	RMS	34.7	-19.1	0	51.32	54	-2.68	-	-	145	211	H

* - indicates frequency in CFR47 Pt 15 / IC RSS-Restricted Band
Pk - Peak detector
RMS - RMS detection

VERTICAL PEAK AND AVERAGE DATA

UL Korea, Ltd. Confidential
This report shall not be reproduced except in full, without the written approval of UL Korea, Ltd.

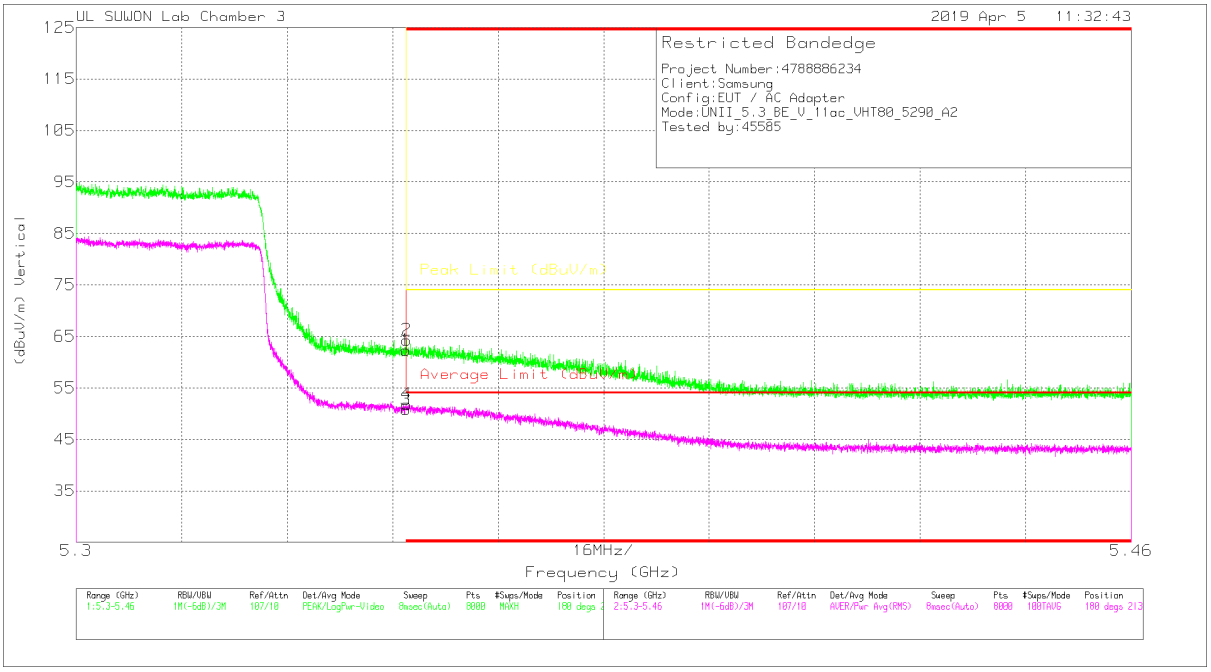

Trace Markers

Marker	Frequency (GHz)	Meter Reading (dBuV)	Det	3117_00205959	10dB[dB]	DC Corr (dB)	Corrected Reading (dBuV/m)	Average Limit (dBuV/m)	Margin (dB)	Peak Limit (dBuV/m)	PK Margin (dB)	Azimuth (Degs)	Height (cm)	Polarity
1	* 5.35	46.32	Pk	34.7	-18.7	0	62.32	-	-	74	-11.68	180	213	V
2	* 5.35	48.29	Pk	34.7	-18.7	0	64.29	-	-	74	-9.71	180	213	V
3	* 5.35	35.19	RMS	34.7	-19.1	0	50.79	54	-3.21	-	-	180	213	V
4	* 5.35	36.23	RMS	34.7	-19.1	0	51.83	54	-2.17	-	-	180	213	V

* - indicates frequency in CFR47 Pt 15 / IC RSS-Restricted Band
Pk - Peak detector
RMS - RMS detection

UL Korea, Ltd. Confidential
This report shall not be reproduced except in full, without the written approval of UL Korea, Ltd.

HARMONICS AND SPURIOUS EMISSIONS

MID CHANNEL HORIZONTAL

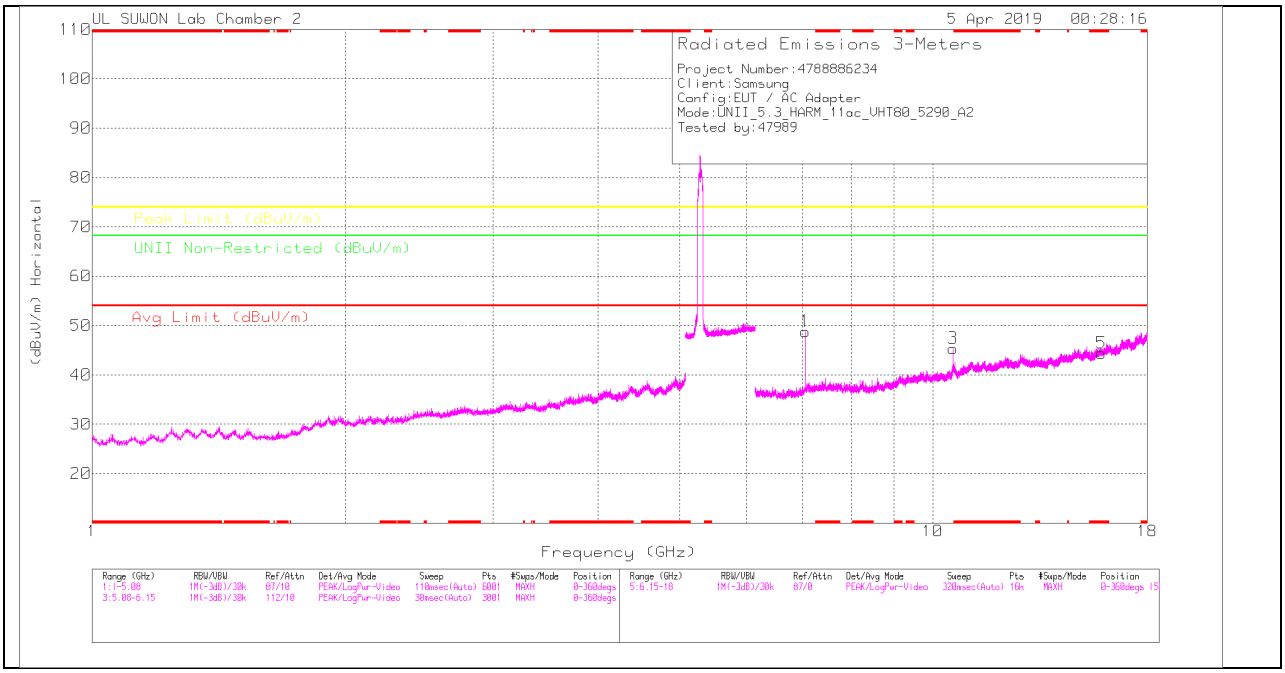

MID CHANNEL VERTICAL

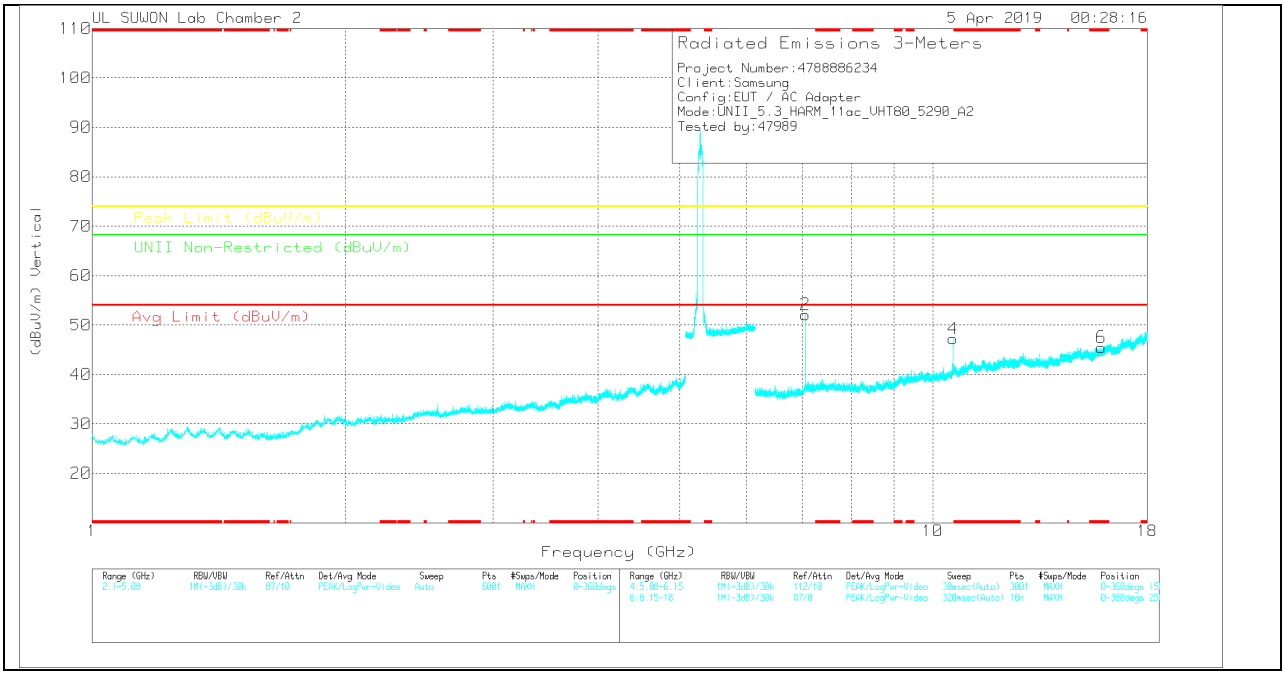

Note: Emission was scanned up to 40GHz; No emissions were detected above the noise floor which was at least 20dB below the specification limit.

UL Korea, Ltd. Confidential
This report shall not be reproduced except in full, without the written approval of UL Korea, Ltd.

MID CHANNEL DATA

Trace Markers

Marker	Frequency (GHz)	Meter Reading (dBuV)	Det	3117_00168724	6GHz_HP[dB]	DC Corr (dB)	Corrected Reading (dBuV/m)	Avg Limit (dBuV/m)	Margin (dB)	Peak Limit (dBuV/m)	Margin (dB)	UNII Non-Restricted (dBuV/m)	Margin (dB)	Azimuth (Degs)	Height (cm)	Polarity
1	7.053	37.41	PK	35.9	-24.5	0	48.81	-	-	-	-	68.2	-19.39	0-360	150	H
3	10.579	27.37	PK	37.8	-19.8	0	45.37	-	-	-	-	68.2	-22.83	0-360	150	H
5	* 15.871	23.59	PK	40.5	-19.7	0	44.39	-	-	74	-29.61	-	-	0-360	250	H
2	7.053	40.7	PK	35.9	-24.5	0	52.1	-	-	-	-	68.2	-16.1	0-360	250	V
4	10.579	29.24	PK	37.8	-19.8	0	47.24	-	-	-	-	68.2	-20.96	0-360	250	V
6	* 15.869	24.87	PK	40.4	-19.8	0	45.47	-	-	74	-28.53	-	-	0-360	150	V

* - indicates frequency in CFR47 Pt 15 / IC RSS-Restricted Band
PK – Peak Detector

Radiated Emissions

Frequency (GHz)	Meter Reading (dBuV)	Det	3117_00168724	6GHz_HP[dB]	DC Corr (dB)	Corrected Reading (dBuV/m)	Avg Limit (dBuV/m)	Margin (dB)	Peak Limit (dBuV/m)	Margin (dB)	UNII Non-Restricted (dBuV/m)	Margin (dB)	Azimuth (Degs)	Height (cm)	Polarity
7.053	42.44	PK-U	35.9	-24.5	0	53.84	-	-	-	-	68.2	-14.36	200	116	H
7.053	44.17	PK-U	35.9	-24.5	0	55.57	-	-	-	-	68.2	-12.63	196	168	V
10.58	36.44	PK-U	37.8	-19.8	0	54.44	-	-	-	-	68.2	-13.76	170	170	H
10.58	35.2	PK-U	37.8	-19.8	0	53.2	-	-	-	-	68.2	-15	168	131	V

* - indicates frequency in CFR47 Pt 15 / IC RSS-Restricted Band
PK-U - U-NII: Maximum Peak

UL Korea, Ltd. Confidential
This report shall not be reproduced except in full, without the written approval of UL Korea, Ltd.

11.3. 5.5-5.6 GHz

11.3.1. TX ABOVE 1 GHz 802.11a 2Tx CDD MODE IN THE 5.5 GHz BAND

RESTRICTED BANDEDGE (LOW CHANNEL)

HORIZONTAL PEAK AND AVERAGE DATA

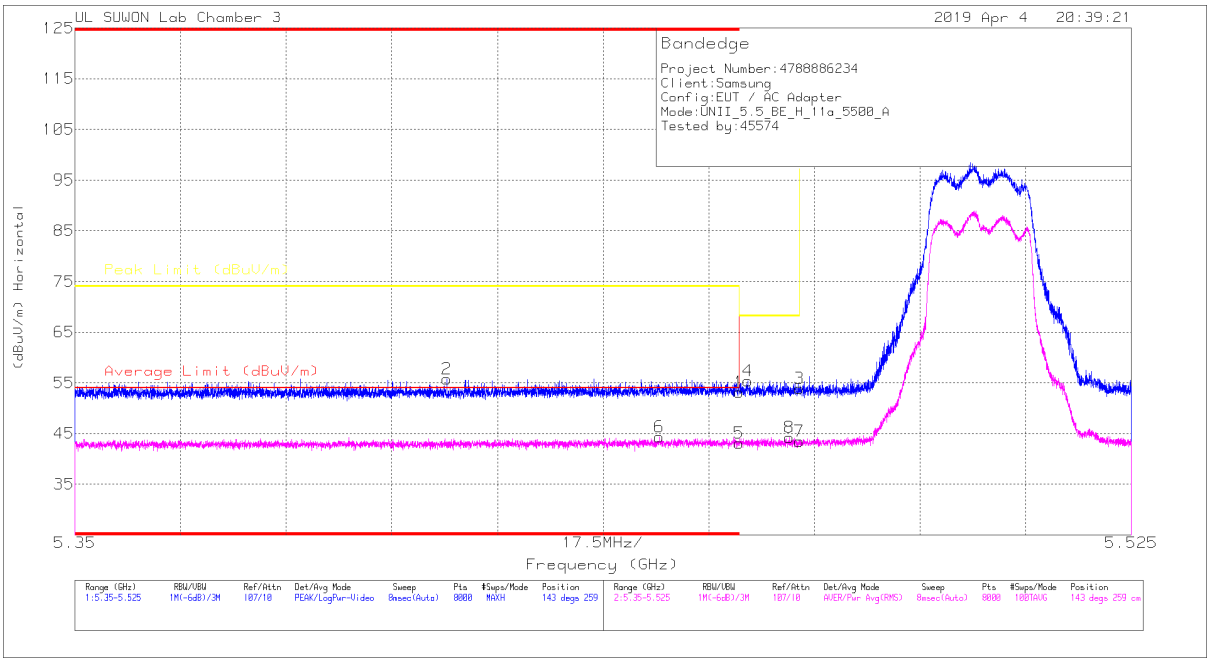

Trace Markers

Marker	Frequency (GHz)	Meter Reading (dBuV)	Det	3117_00205959	10dB[dB]	DC Corr (dB)	Corrected Reading (dBuV/m)	Average Limit (dBuV/m)	Margin (dB)	Peak Limit (dBuV/m)	PK Margin (dB)	Azimuth (Degs)	Height (cm)	Polarity
1	* 5.46	36.85	Pk	34.7	-18.4	0	53.15	-	-	74	-20.85	143	259	H
2	* 5.412	39.69	Pk	34.7	-18.6	0	55.79	-	-	74	-18.21	143	259	H
3	5.47	37.66	Pk	34.7	-18.5	0	53.86	-	-	68.2	-14.34	143	259	H
4	5.461	39.09	Pk	34.7	-18.4	0	55.39	-	-	68.2	-12.81	143	259	H
5	* 5.46	27.4	RMS	34.7	-19	0	43.1	54	-10.9	-	-	143	259	H
6	* 5.447	28.63	RMS	34.7	-19	0	44.33	54	-9.67	-	-	143	259	H
7	5.47	27.61	RMS	34.7	-18.9	0	43.41	-	-	-	-	143	259	H
8	5.468	28.43	RMS	34.7	-18.9	0	44.23	-	-	-	-	143	259	H

* - indicates frequency in CFR47 Pt 15 / IC RSS-Restricted Band
Pk - Peak detector
RMS - RMS detection

VERTICAL PEAK AND AVERAGE DATA

UL Korea, Ltd. Confidential
This report shall not be reproduced except in full, without the written approval of UL Korea, Ltd.

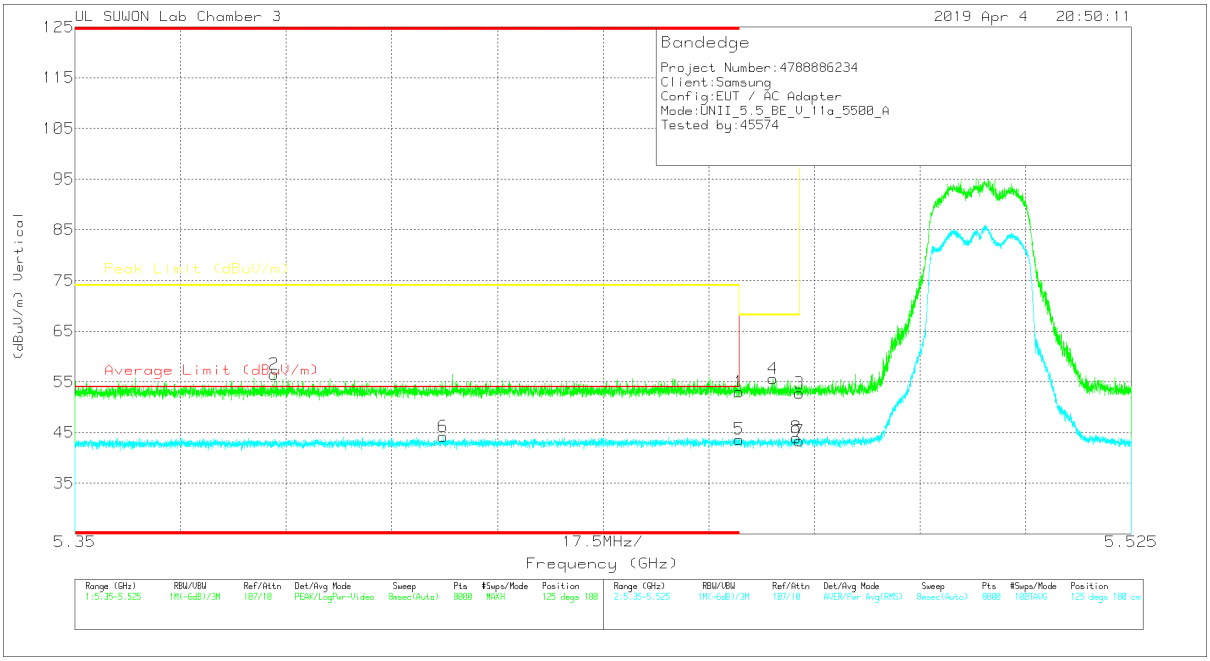

Trace Markers

Marker	Frequency (GHz)	Meter Reading (dBuV)	Det	3117_00205959	10dB[dB]	DC Corr (dB)	Corrected Reading (dBuV/m)	Average Limit (dBuV/m)	Margin (dB)	Peak Limit (dBuV/m)	PK Margin (dB)	Azimuth (Degs)	Height (cm)	Polarity
1	* 5.46	36.69	Pk	34.7	-18.4	0	52.99	-	-	74	-21.01	125	180	V
2	* 5.383	40.54	Pk	34.7	-18.7	0	56.54	-	-	74	-17.46	125	180	V
3	5.47	36.63	Pk	34.7	-18.5	0	52.83	-	-	68.2	-15.37	125	180	V
4	5.466	39.28	Pk	34.7	-18.4	0	55.58	-	-	68.2	-12.62	125	180	V
5	* 5.46	27.95	RMS	34.7	-19	0	43.65	54	-10.35	-	-	125	180	V
6	* 5.411	28.47	RMS	34.7	-19	0	44.17	54	-9.83	-	-	125	180	V
7	5.47	27.49	RMS	34.7	-18.9	0	43.29	-	-	-	-	125	180	V
8	5.469	28.22	RMS	34.7	-18.9	0	44.02	-	-	-	-	125	180	V

* - indicates frequency in CFR47 Pt 15 / IC RSS-Restricted Band
Pk - Peak detector
RMS - RMS detection

UL Korea, Ltd. Confidential
This report shall not be reproduced except in full, without the written approval of UL Korea, Ltd.

AUTHORIZED BANDEDGE (HIGH CHANNEL)

HORIZONTAL PEAK AND AVERAGE DATA

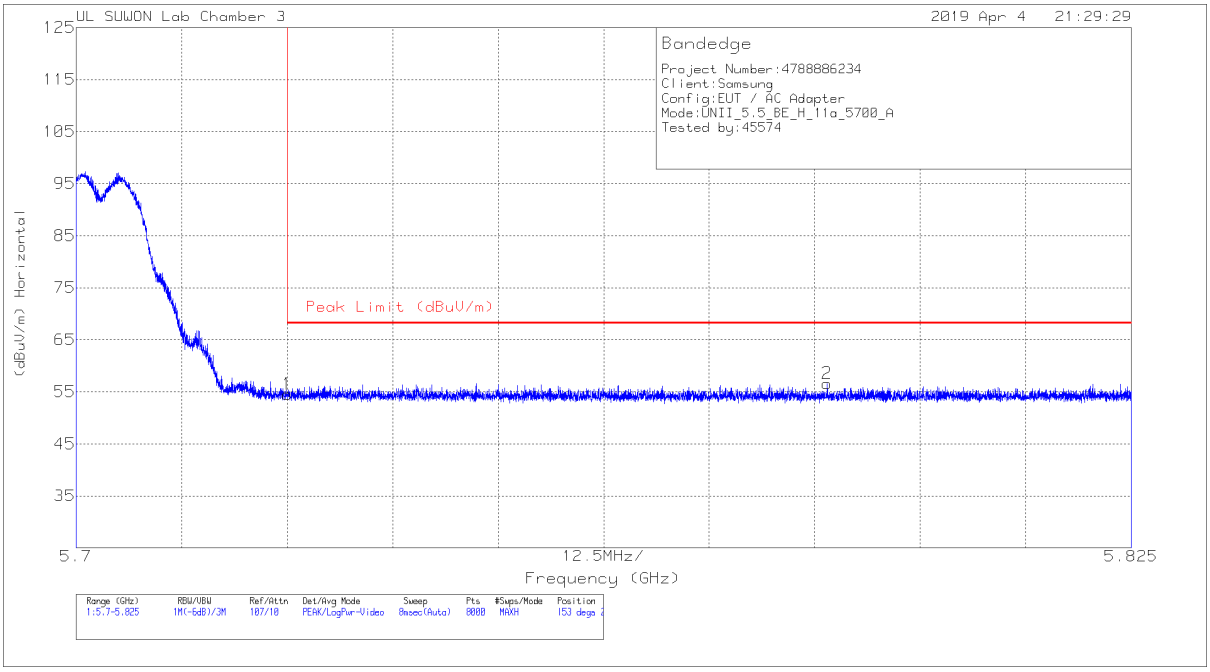

Trace Markers

Marker	Frequency (GHz)	Meter Reading (dBuV)	Det	3117_00205959	10dB[dB]	Corrected Reading (dBuV/m)	Peak Limit (dBuV/m)	PK Margin (dB)	Azimuth (Degs)	Height (cm)	Polarity
1	5.725	37.66	Pk	34.8	-17.9	54.56	68.2	-13.64	153	254	H
2	5.789	39.5	Pk	34.9	-17.8	56.6	68.2	-11.6	153	254	H

Pk - Peak detector

UL Korea, Ltd. Confidential
This report shall not be reproduced except in full, without the written approval of UL Korea, Ltd.

VERTICAL PEAK AND AVERAGE DATA

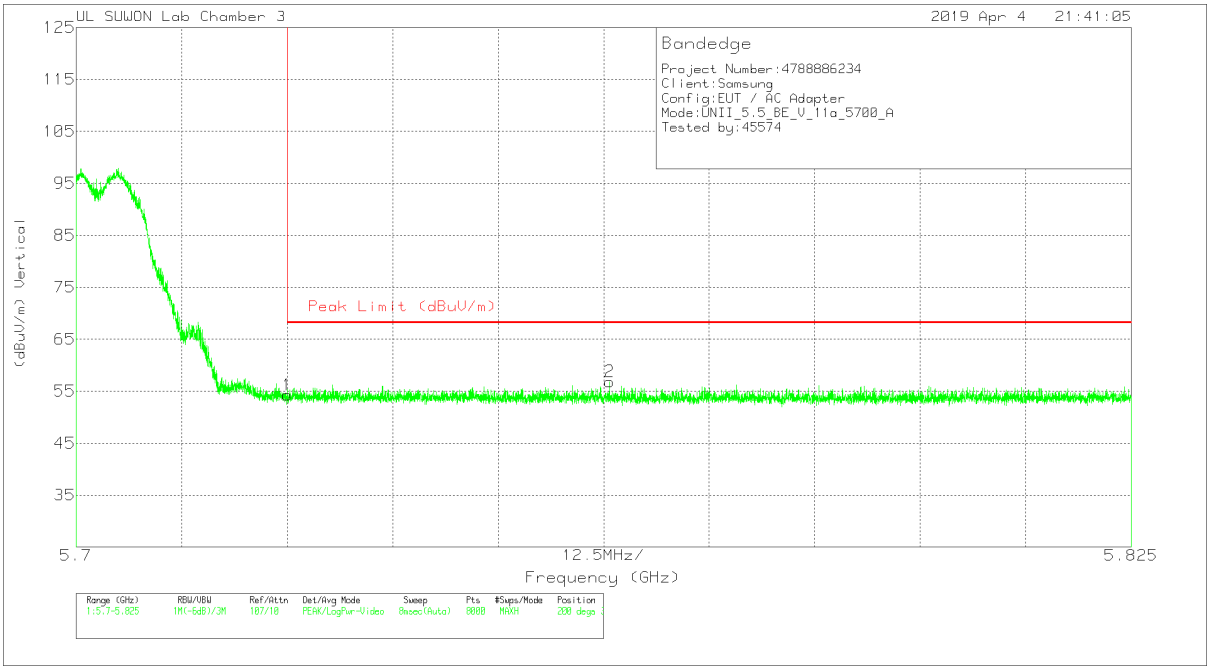

Trace Markers

Marker	Frequency (GHz)	Meter Reading (dBuV)	Det	3117_00205959	10dB[dB]	Corrected Reading (dBuV/m)	Peak Limit (dBuV/m)	PK Margin (dB)	Azimuth (Degs)	Height (cm)	Polarity
1	5.725	37.38	Pk	34.8	-17.9	54.28	68.2	-13.92	200	317	V
2	5.763	39.93	Pk	34.8	-17.9	56.83	68.2	-11.37	200	317	V

Pk - Peak detector

UL Korea, Ltd. Confidential
This report shall not be reproduced except in full, without the written approval of UL Korea, Ltd.

HARMONICS AND SPURIOUS EMISSIONS

LOW CHANNEL HORIZONTAL

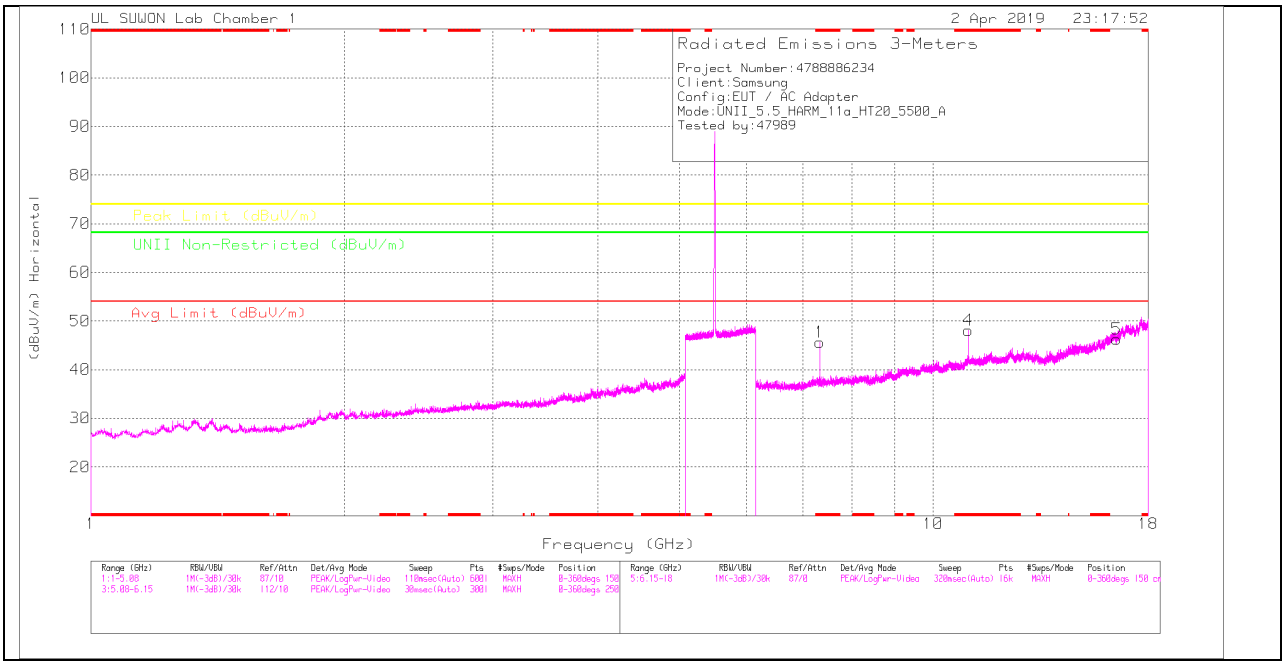

LOW CHANNEL VERTICAL

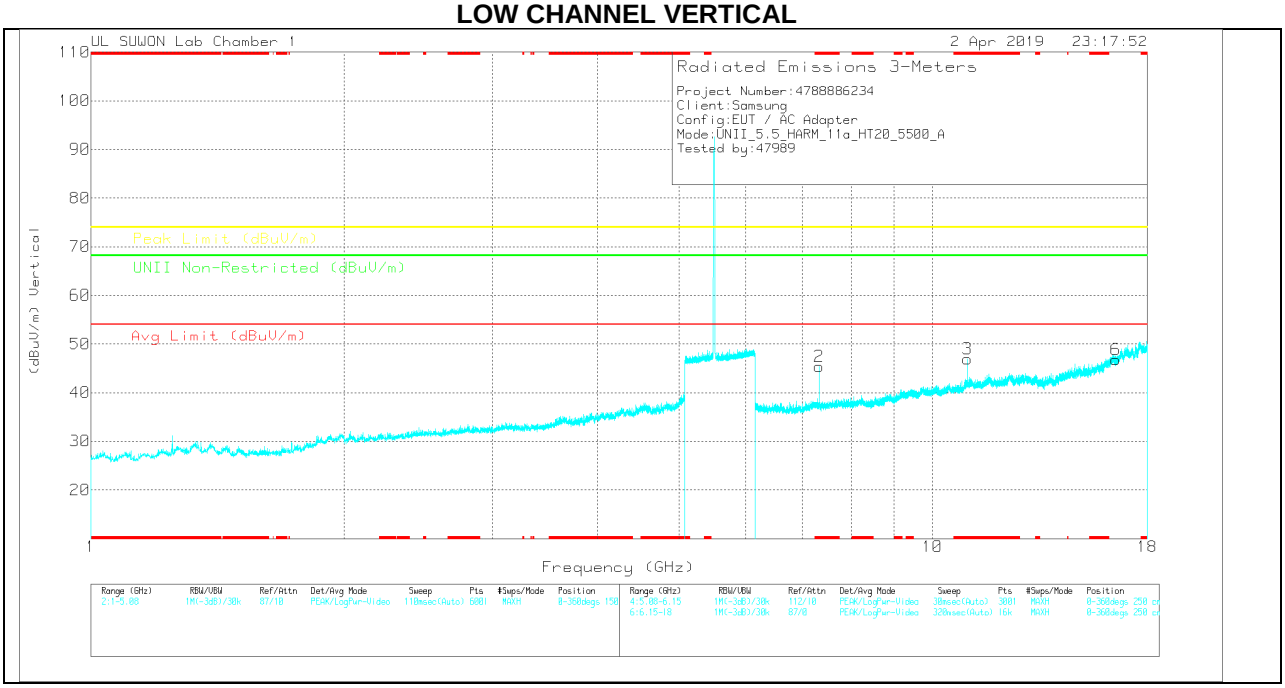

Note: Emission was scanned up to 40GHz; No emissions were detected above the noise floor which was at least 20dB below the specification limit.

LOW CHANNEL DATA

Trace Markers

UL Korea, Ltd. Confidential
This report shall not be reproduced except in full, without the written approval of UL Korea, Ltd.

Marker	Frequency (GHz)	Meter Reading (dBuV)	Det	3117_00168717	6GHz_HP[dB]	DC Corr (dB)	Corrected Reading (dBuV/m)	Avg Limit (dBuV/m)	Margin (dB)	Peak Limit (dBuV/m)	Margin (dB)	UNII Non-Restricted (dBuV/m)	Margin (dB)	Azimuth (Degs)	Height (cm)	Polarity
1	* 7.333	37.05	PK	35.8	-27.2	0	45.65	-	-	74	-28.35	-	-	0-360	150	H
4	* 10.999	31.52	PK	38.2	-21.6	0	48.12	-	-	74	-25.88	-	-	0-360	150	H
5	16.503	24.88	PK	40.9	-19.5	0	46.28	-	-	-	-	68.2	-21.92	0-360	150	H
2	* 7.333	36.78	PK	35.8	-27.2	0	45.38	-	-	74	-28.62	-	-	0-360	150	V
3	* 11	30.27	PK	38.2	-21.6	0	46.87	-	-	74	-27.13	-	-	0-360	150	V
6	16.501	25.26	PK	40.9	-19.4	0	46.76	-	-	-	-	68.2	-21.44	0-360	150	V

* - indicates frequency in CFR47 Pt 15 / IC RSS-Restricted Band
PK – Peak Detector

Radiated Emissions

Frequency (GHz)	Meter Reading (dBuV)	Det	3117_00168717	6GHz_HP[dB]	DC Corr (dB)	Corrected Reading (dBuV/m)	Avg Limit (dBuV/m)	Margin (dB)	Peak Limit (dBuV/m)	Margin (dB)	UNII Non-Restricted (dBuV/m)	Margin (dB)	Azimuth (Degs)	Height (cm)	Polarity
* 7.333	43.52	PK-U	35.8	-27.2	0	52.12	-	-	74	-21.88	-	-	163	320	H
* 7.333	35.9	ADR	35.8	-27.2	0	44.5	54	-9.5	-	-	-	-	163	320	H
* 7.333	43.04	PK-U	35.8	-27.2	0	51.64	-	-	74	-22.36	-	-	155	100	V
* 7.333	36.02	ADR	35.8	-27.2	0	44.62	54	-9.38	-	-	-	-	155	100	V
* 11	39.05	PK-U	38.2	-21.6	0	55.65	-	-	74	-18.35	-	-	206	152	V
* 11	29.1	ADR	38.2	-21.6	0	45.7	54	-8.3	-	-	-	-	206	152	V
* 11	41.62	PK-U	38.2	-21.6	0	58.22	-	-	74	-15.78	-	-	220	165	H
* 11	32.28	ADR	38.2	-21.6	0	48.88	54	-5.12	-	-	-	-	220	165	H

* - indicates frequency in CFR47 Pt 15 / IC RSS-Restricted Band
PK-U - U-NII: Maximum Peak
ADR - U-NII AD primary method, RMS average

UL Korea, Ltd. Confidential
This report shall not be reproduced except in full, without the written approval of UL Korea, Ltd.

MID CHANNEL HORIZONTAL

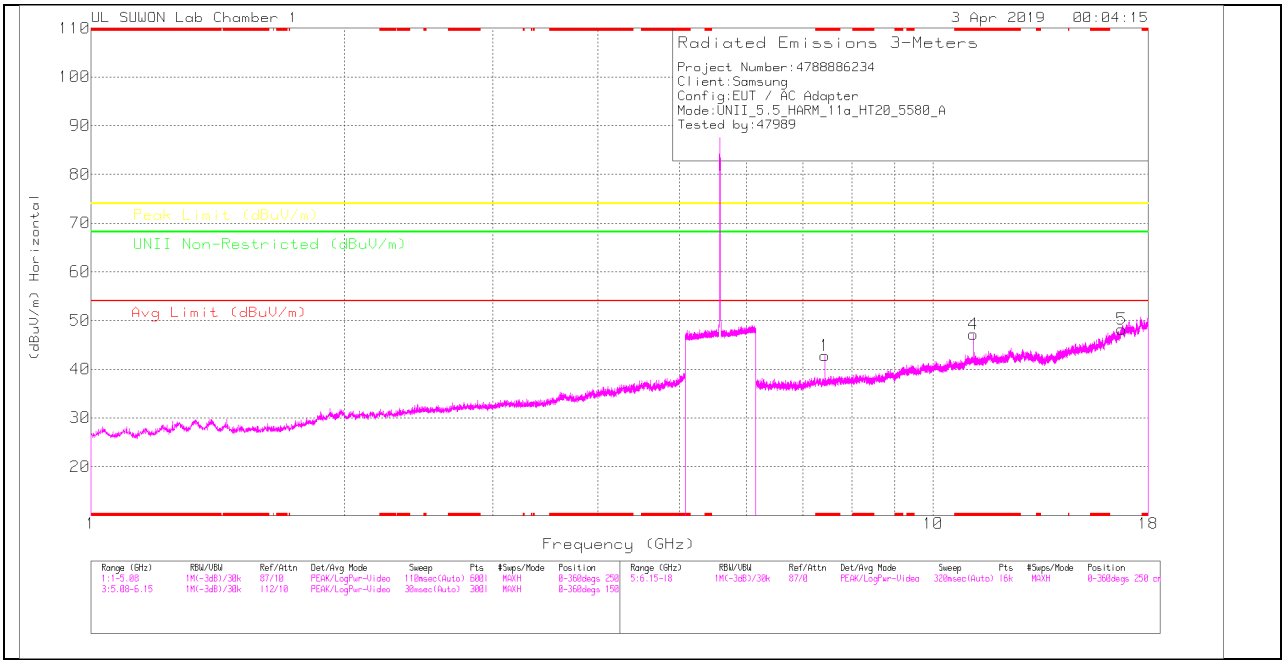

MID CHANNEL VERTICAL

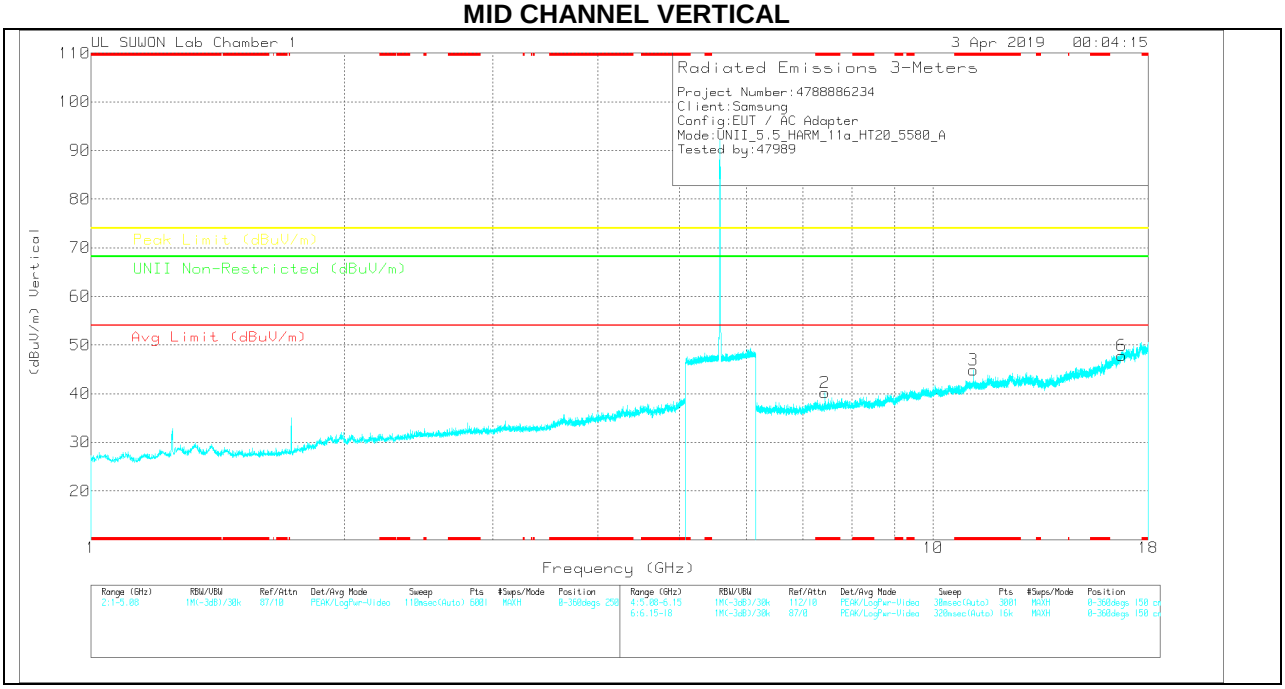

Note: Emission was scanned up to 40GHz; No emissions were detected above the noise floor which was at least 20dB below the specification limit.

UL Korea, Ltd. Confidential
This report shall not be reproduced except in full, without the written approval of UL Korea, Ltd.

MID CHANNEL DATA

Trace Markers

Marker	Frequency (GHz)	Meter Reading (dBuV)	Det	3117_00168717	6GHz_HP[dB]	DC Corr (dB)	Corrected Reading (dBuV/m)	Avg Limit (dBuV/m)	Margin (dB)	Peak Limit (dBuV/m)	Margin (dB)	UNII Non-Restricted (dBuV/m)	Margin (dB)	Azimuth (Degs)	Height (cm)	Polarity
1	* 7.439	34.24	PK	35.8	-27.3	0	42.74	-	-	74	-31.26	-	-	0-360	150	H
4	* 11.16	31.26	PK	38.3	-22.4	0	47.16	-	-	74	-26.84	-	-	0-360	150	H
5	16.743	24.25	PK	41.3	-17.3	0	48.25	-	-	-	-	68.2	-19.95	0-360	250	H
2	* 7.439	31.67	PK	35.8	-27.3	0	40.17	-	-	74	-33.83	-	-	0-360	150	V
3	* 11.16	28.94	PK	38.3	-22.4	0	44.84	-	-	74	-29.16	-	-	0-360	150	V
6	16.741	23.87	PK	41.3	-17.3	0	47.87	-	-	-	-	68.2	-20.33	0-360	150	V

* - indicates frequency in CFR47 Pt 15 / IC RSS-Restricted Band
PK – Peak Detector

Radiated Emissions

Frequency (GHz)	Meter Reading (dBuV)	Det	3117_00168717	6GHz_HP[dB]	DC Corr (dB)	Corrected Reading (dBuV/m)	Avg Limit (dBuV/m)	Margin (dB)	Peak Limit (dBuV/m)	Margin (dB)	UNII Non-Restricted (dBuV/m)	Margin (dB)	Azimuth (Degs)	Height (cm)	Polarity
* 7.44	42.7	PK-U	35.8	-27.4	0	51.1	-	-	74	-22.9	-	-	247	181	H
* 7.44	35.12	ADR	35.8	-27.3	0	43.62	54	-10.38	-	-	-	-	247	181	H
* 7.44	42.03	PK-U	35.8	-27.4	0	50.43	-	-	74	-23.57	-	-	200	181	V
* 7.44	33.31	ADR	35.8	-27.4	0	41.71	54	-12.29	-	-	-	-	200	181	V
* 11.16	39.39	PK-U	38.3	-22.4	0	55.29	-	-	74	-18.71	-	-	184	147	V
* 11.16	27.73	ADR	38.3	-22.4	0	43.63	54	-10.37	-	-	-	-	184	147	V
* 11.16	39.9	PK-U	38.3	-22.4	0	55.8	-	-	74	-18.2	-	-	220	158	H
* 11.16	29.96	ADR	38.3	-22.4	0	45.86	54	-8.14	-	-	-	-	220	158	H

* - indicates frequency in CFR47 Pt 15 / IC RSS-Restricted Band
PK-U - U-NII: Maximum Peak
ADR - U-NII AD primary method, RMS average

UL Korea, Ltd. Confidential
This report shall not be reproduced except in full, without the written approval of UL Korea, Ltd.

HIGH CHANNEL HORIZONTAL

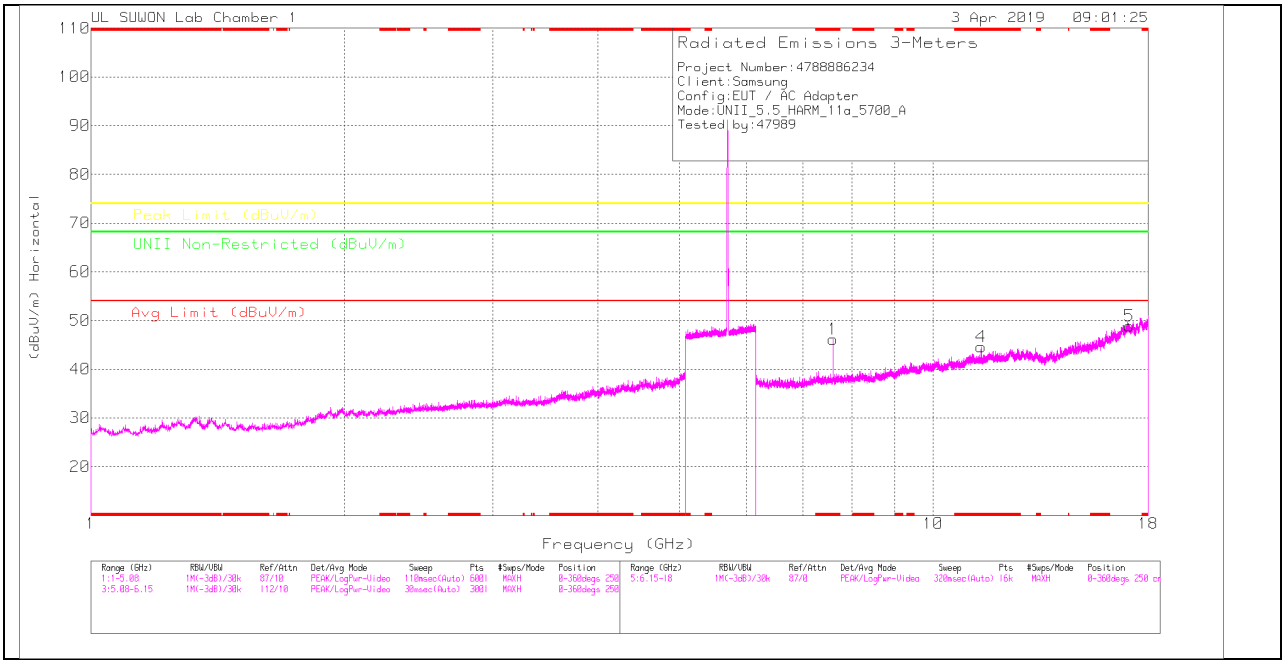

HIGH CHANNEL VERTICAL

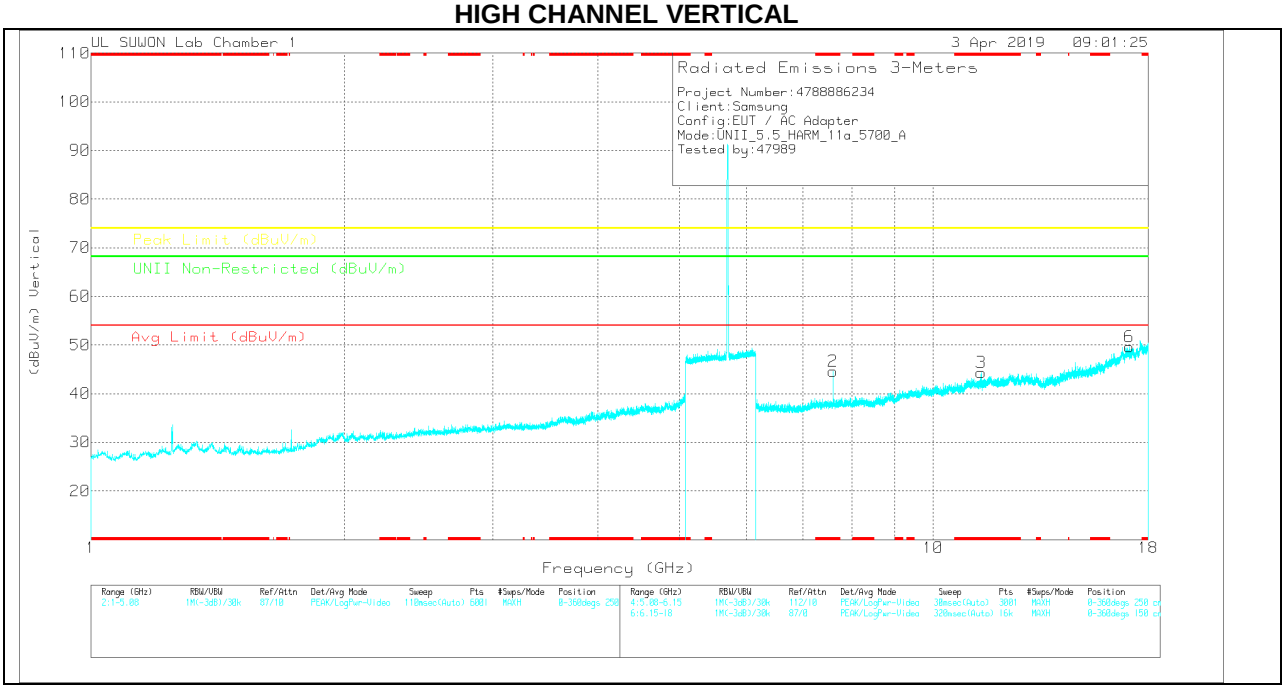

Note: Emission was scanned up to 40GHz; No emissions were detected above the noise floor which was at least 20dB below the specification limit.

UL Korea, Ltd. Confidential
This report shall not be reproduced except in full, without the written approval of UL Korea, Ltd.

HIGH CHANNEL DATA

Trace Markers

Marker	Frequency (GHz)	Meter Reading (dBuV)	Det	3117_00168717	6GHz_HP[dB]	DC Corr (dB)	Corrected Reading (dBuV/m)	Avg Limit (dBuV/m)	Margin (dB)	Peak Limit (dBuV/m)	Margin (dB)	UNII Non-Restricted (dBuV/m)	Margin (dB)	Azimuth (Degs)	Height (cm)	Polarity
1	* 7.6	36.87	PK	35.8	-26.5	0	46.17	-	-	74	-27.83	-	-	0-360	150	H
4	* 11.4	28.65	PK	38.4	-22.4	0	44.65	-	-	74	-29.35	-	-	0-360	250	H
5	17.1	24.5	PK	41.6	-17.2	0	48.9	-	-	-	-	68.2	-19.3	0-360	150	H
2	* 7.6	35.33	PK	35.8	-26.5	0	44.63	-	-	74	-29.37	-	-	0-360	150	V
3	* 11.4	28.28	PK	38.4	-22.4	0	44.28	-	-	74	-29.72	-	-	0-360	150	V
6	17.098	25.22	PK	41.6	-17.2	0	49.62	-	-	-	-	68.2	-18.58	0-360	250	V

* - indicates frequency in CFR47 Pt 15 / IC RSS-Restricted Band
PK – Peak Detector

Radiated Emissions

Frequency (GHz)	Meter Reading (dBuV)	Det	3117_00168717	6GHz_HP[dB]	DC Corr (dB)	Corrected Reading (dBuV/m)	Avg Limit (dBuV/m)	Margin (dB)	Peak Limit (dBuV/m)	Margin (dB)	UNII Non-Restricted (dBuV/m)	Margin (dB)	Azimuth (Degs)	Height (cm)	Polarity
* 7.6	42.47	PK-U	35.8	-26.5	0	51.77	-	-	74	-22.23	-	-	208	169	H
* 7.6	36.32	ADR	35.8	-26.5	0	45.62	54	-8.38	-	-	-	-	208	169	H
* 7.6	42.01	PK-U	35.8	-26.5	0	51.31	-	-	74	-22.69	-	-	198	161	V
* 7.6	35.09	ADR	35.8	-26.5	0	44.39	54	-9.61	-	-	-	-	198	161	V

* - indicates frequency in CFR47 Pt 15 / IC RSS-Restricted Band
PK-U - U-NII: Maximum Peak
ADR - U-NII AD primary method, RMS average

UL Korea, Ltd. Confidential
This report shall not be reproduced except in full, without the written approval of UL Korea, Ltd.

11.3.2.TX ABOVE 1 GHz 802.11a 1Tx ANT1 IN THE 5.5 GHz BAND

RESTRICTED BANDEDGE (LOW CHANNEL)

HORIZONTAL PEAK AND AVERAGE DATA

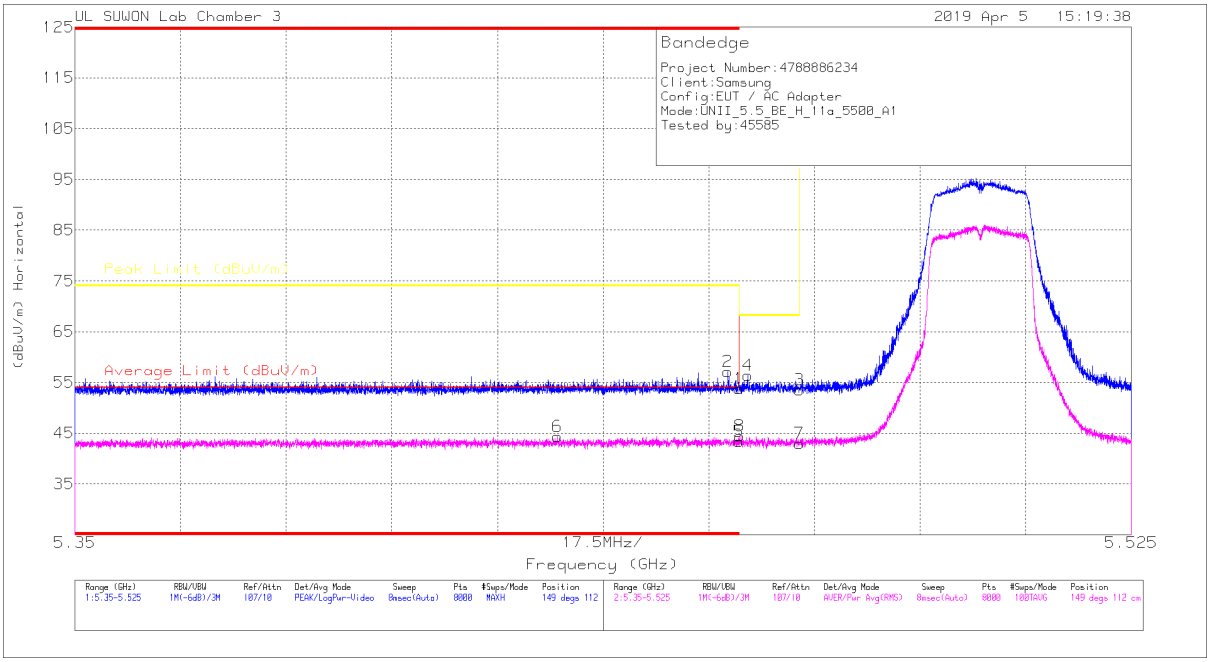

Trace Markers

Marker	Frequency (GHz)	Meter Reading (dBuV)	Det	3117_00205959	10dB[dB]	DC Corr (dB)	Corrected Reading (dBuV/m)	Average Limit (dBuV/m)	Margin (dB)	Peak Limit (dBuV/m)	PK Margin (dB)	Azimuth (Degs)	Height (cm)	Polarity
1	* 5.46	37.48	Pk	34.7	-18.4	0	53.78	-	-	74	-20.22	149	112	H
2	* 5.458	40.91	Pk	34.7	-18.5	0	57.11	-	-	74	-16.89	149	112	H
3	5.47	37.28	Pk	34.7	-18.5	0	53.48	-	-	68.2	-14.72	149	112	H
4	5.461	40.13	Pk	34.7	-18.4	0	56.43	-	-	68.2	-11.77	149	112	H
5	* 5.46	27.6	RMS	34.7	-19	0	43.3	54	-10.7	-	-	149	112	H
6	* 5.43	28.61	RMS	34.7	-19	0	44.31	54	-9.69	-	-	149	112	H
7	5.47	27.13	RMS	34.7	-18.9	0	42.93	-	-	-	-	149	112	H
8	5.46	28.79	RMS	34.7	-19	0	44.49	-	-	-	-	149	112	H

* - indicates frequency in CFR47 Pt 15 / IC RSS-Restricted Band
Pk - Peak detector
RMS - RMS detection

UL Korea, Ltd. Confidential
This report shall not be reproduced except in full, without the written approval of UL Korea, Ltd.

VERTICAL PEAK AND AVERAGE DATA

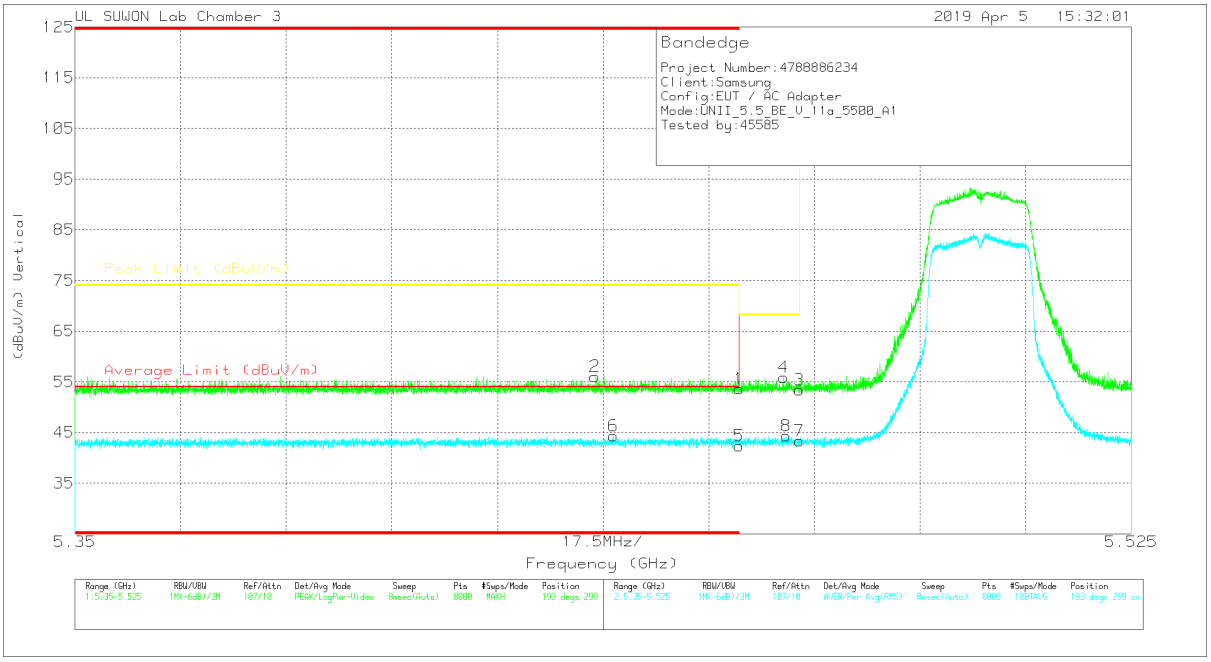

Trace Markers

Marker	Frequency (GHz)	Meter Reading (dBuV)	Det	3117_00205959	10dB[dB]	DC Corr (dB)	Corrected Reading (dBuV/m)	Average Limit (dBuV/m)	Margin (dB)	Peak Limit (dBuV/m)	PK Margin (dB)	Azimuth (Degs)	Height (cm)	Polarity
1	* 5.46	37.29	Pk	34.7	-18.4	0	53.59	-	-	74	-20.41	193	299	V
2	* 5.436	39.96	Pk	34.7	-18.6	0	56.06	-	-	74	-17.94	193	299	V
3	5.47	37.17	Pk	34.7	-18.5	0	53.37	-	-	68.2	-14.83	193	299	V
4	5.467	39.69	Pk	34.7	-18.5	0	55.89	-	-	68.2	-12.31	193	299	V
5	* 5.46	26.6	RMS	34.7	-19	0	42.3	54	-11.7	-	-	193	299	V
6	* 5.439	28.62	RMS	34.7	-19	0	44.32	54	-9.68	-	-	193	299	V
7	5.47	27.54	RMS	34.7	-18.9	0	43.34	-	-	-	-	193	299	V
8	5.468	28.48	RMS	34.7	-18.9	0	44.28	-	-	-	-	193	299	V

* - indicates frequency in CFR47 Pt 15 / IC RSS-Restricted Band
Pk - Peak detector
RMS - RMS detection

UL Korea, Ltd. Confidential
This report shall not be reproduced except in full, without the written approval of UL Korea, Ltd.

AUTHORIZED BANDEDGE (HIGH CHANNEL)

HORIZONTAL PEAK AND AVERAGE DATA

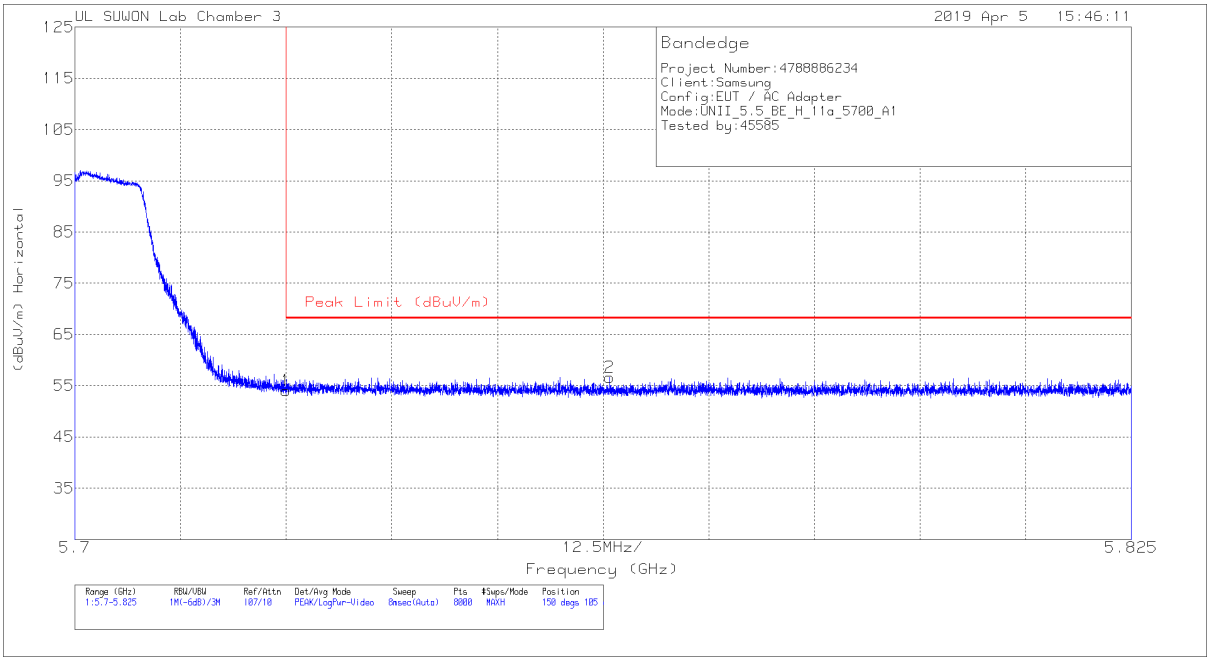

Trace Markers

Marker	Frequency (GHz)	Meter Reading (dBuV)	Det	3117_00205959	10dB[dB]	DC Corr (dB)	Corrected Reading (dBuV/m)	Peak Limit (dBuV/m)	PK Margin (dB)	Azimuth (Degs)	Height (cm)	Polarity
1	5.725	37.1	Pk	34.8	-17.9	0	54	68.2	-14.2	150	105	H
2	5.763	39.74	Pk	34.8	-17.9	0	56.64	68.2	-11.56	150	105	H

Pk - Peak detector

VERTICAL PEAK AND AVERAGE DATA

UL Korea, Ltd. Confidential
This report shall not be reproduced except in full, without the written approval of UL Korea, Ltd.

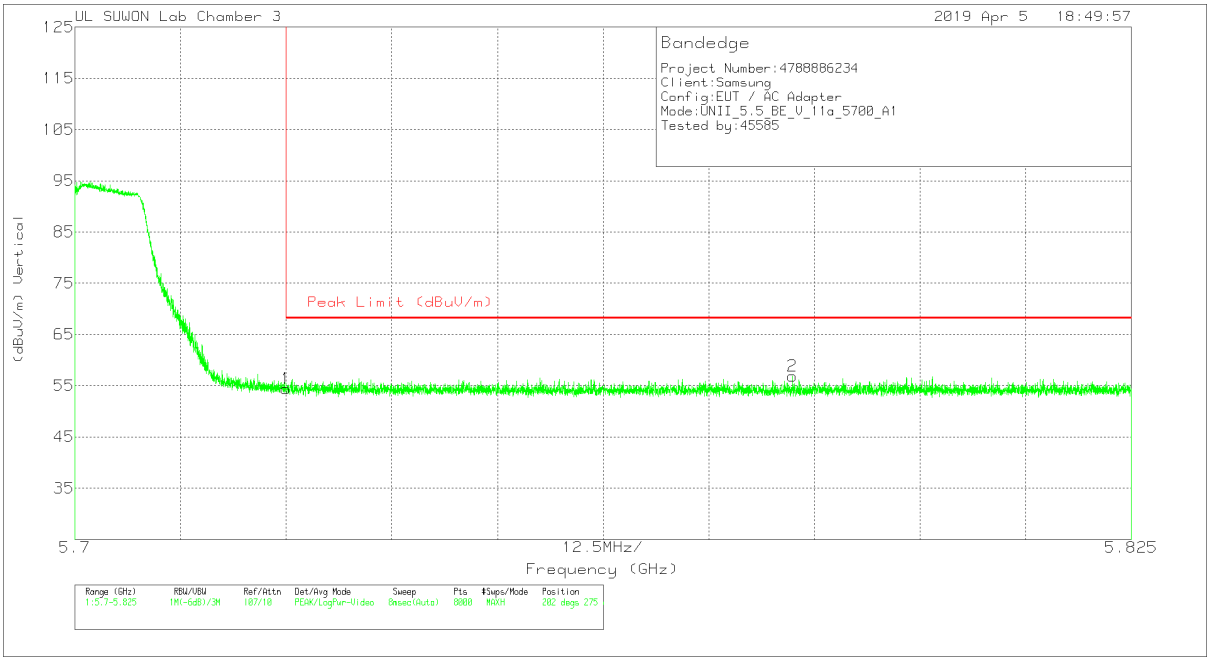

Trace Markers

Marker	Frequency (GHz)	Meter Reading (dBuV)	Det	3117_00205959	10dB[dB]	Corrected Reading (dBuV/m)	Peak Limit (dBuV/m)	PK Margin (dB)	Azimuth (Degs)	Height (cm)	Polarity
1	5.725	37.48	Pk	34.8	-17.9	54.38	68.2	-13.82	202	275	V
2	5.785	39.73	Pk	34.9	-17.8	56.83	68.2	-11.37	202	275	V

Pk - Peak detector

UL Korea, Ltd. Suwon Laboratory FORM ID: FCC_15E
218 Maeyeong-ro, Yeongtong-gu, Suwon-si, Gyeonggi-do, 16675 Korea TEL: (031) 337-9902,FAX: (031) 213-5433
UL Korea, Ltd. Confidential
This report shall not be reproduced except in full, without the written approval of UL Korea, Ltd.

HARMONICS AND SPURIOUS EMISSIONS

LOW CHANNEL HORIZONTAL

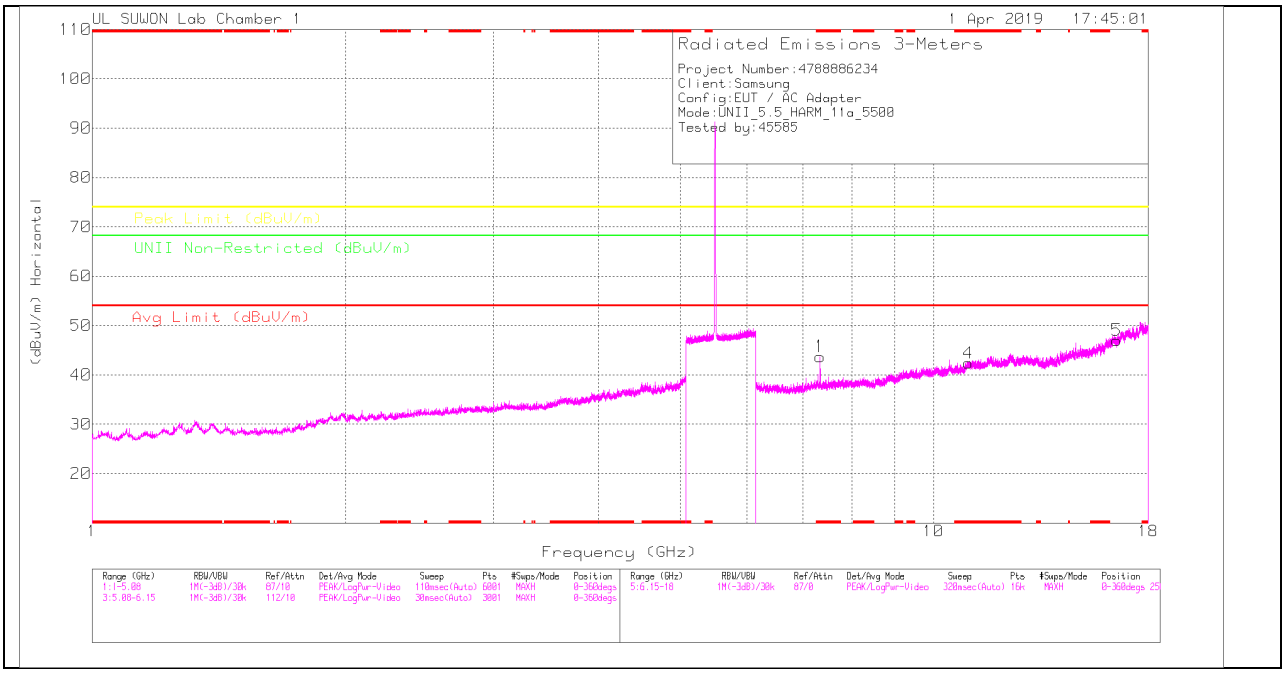

LOW CHANNEL VERTICAL

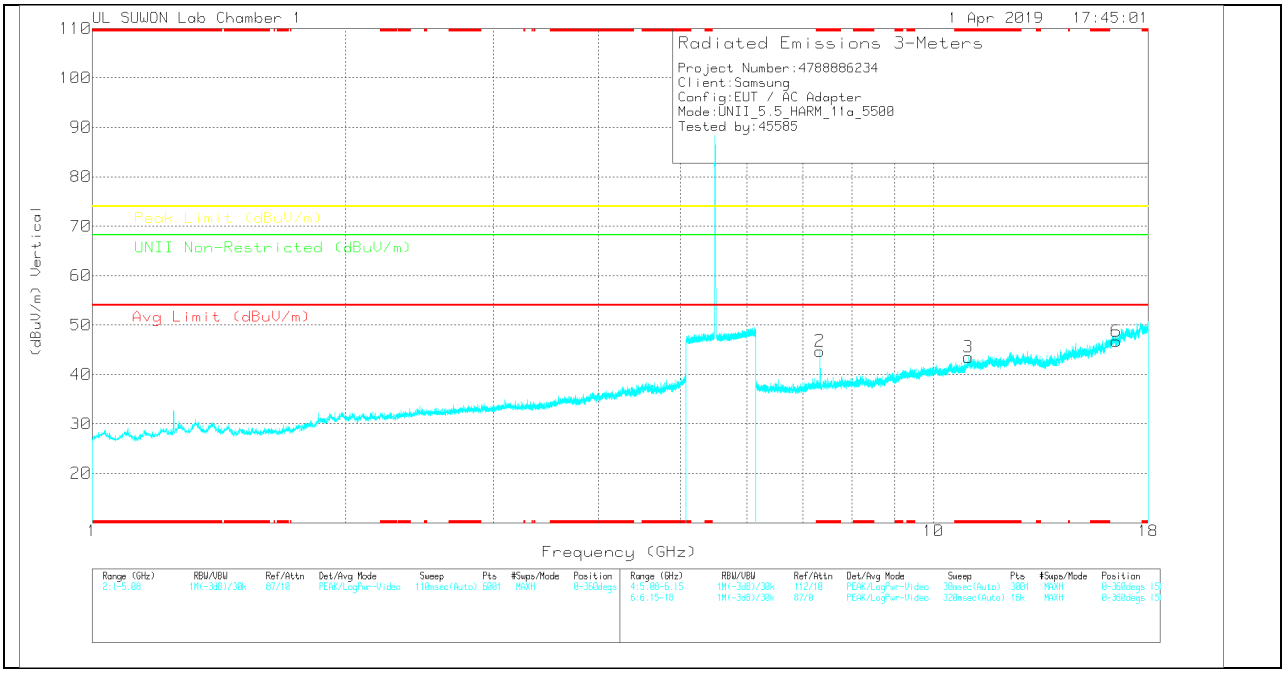

Note: Emission was scanned up to 40GHz; No emissions were detected above the noise floor which was at least 20dB below the specification limit.

LOW CHANNEL DATA

Trace Markers

UL Korea, Ltd. Confidential
This report shall not be reproduced except in full, without the written approval of UL Korea, Ltd.

Marker	Frequency (GHz)	Meter Reading (dBuV)	Det	3117_00168717	6GHz_HP[dB]	DC Corr (dB)	Corrected Reading (dBuV/m)	Avg Limit (dBuV/m)	Margin (dB)	Peak Limit (dBuV/m)	Margin (dB)	UNII Non-Restricted (dBuV/m)	Margin (dB)	Azimuth (Degs)	Height (cm)	Polarity
1	* 7.333	35.12	PK	35.8	-27.2	0	43.72	-	-	74	-30.28	-	-	0-360	150	H
4	* 11.002	25.78	PK	38.2	-21.6	0	42.38	-	-	74	-31.62	-	-	0-360	250	H
5	16.504	25.6	PK	40.9	-19.5	0	47	-	-	-	-	68.2	-21.2	0-360	150	H
2	* 7.333	36.12	PK	35.8	-27.2	0	44.72	-	-	74	-29.28	-	-	0-360	150	V
3	* 10.999	26.9	PK	38.2	-21.6	0	43.5	-	-	74	-30.5	-	-	0-360	250	V
6	16.496	25.29	PK	40.9	-19.5	0	46.69	-	-	-	-	68.2	-21.51	0-360	150	V

* - indicates frequency in CFR47 Pt 15 / IC RSS-Restricted Band
PK – Peak Detector

Radiated Emissions

Frequency (GHz)	Meter Reading (dBuV)	Det	3117_00168717	6GHz_HP[dB]	DC Corr (dB)	Corrected Reading (dBuV/m)	Avg Limit (dBuV/m)	Margin (dB)	Peak Limit (dBuV/m)	Margin (dB)	UNII Non-Restricted (dBuV/m)	Margin (dB)	Azimuth (Degs)	Height (cm)	Polarity
* 7.333	43.15	PK-U	35.8	-27.2	0	51.75	-	-	74	-22.25	-	-	107	110	H
* 7.333	34.36	ADR	35.8	-27.2	0	42.96	54	-11.04	-	-	-	-	107	110	H
* 7.333	44.14	PK-U	35.8	-27.2	0	52.74	-	-	74	-21.26	-	-	286	102	V
* 7.333	37.35	ADR	35.8	-27.2	0	45.95	54	-8.05	-	-	-	-	286	102	V

* - indicates frequency in CFR47 Pt 15 / IC RSS-Restricted Band
PK-U - U-NII: Maximum Peak
ADR - U-NII AD primary method, RMS average

UL Korea, Ltd. Confidential
This report shall not be reproduced except in full, without the written approval of UL Korea, Ltd.

MID CHANNEL HORIZONTAL

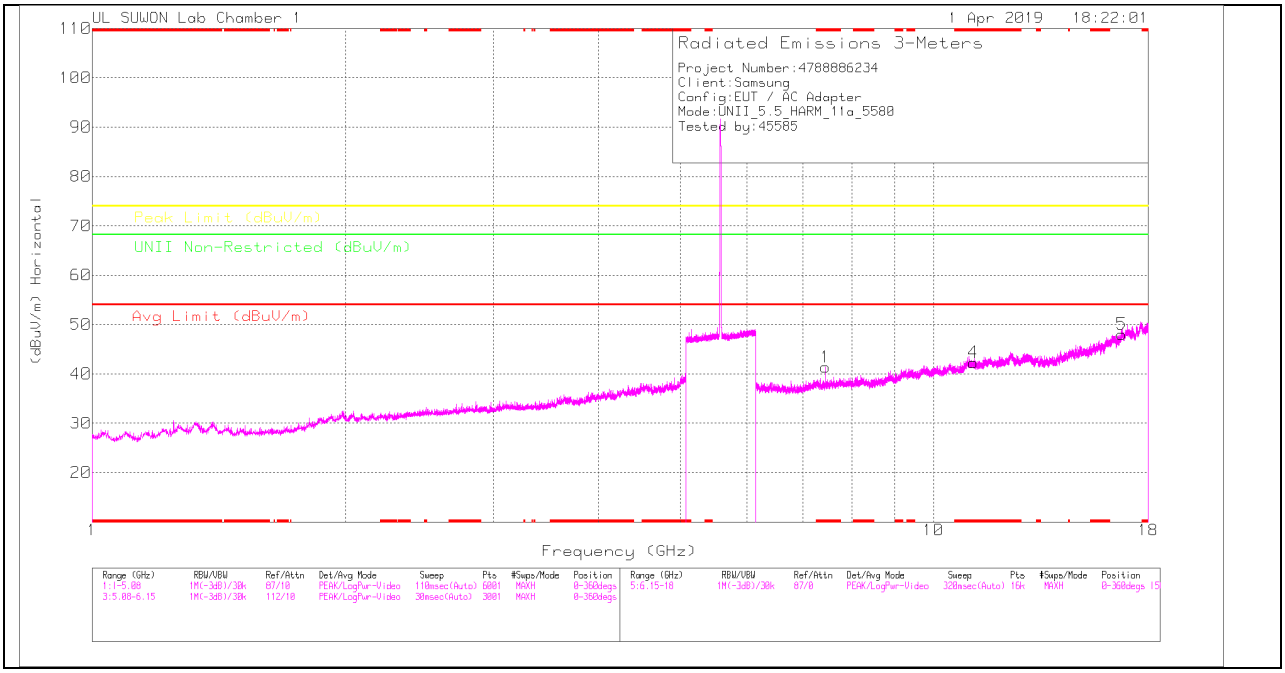

MID CHANNEL VERTICAL

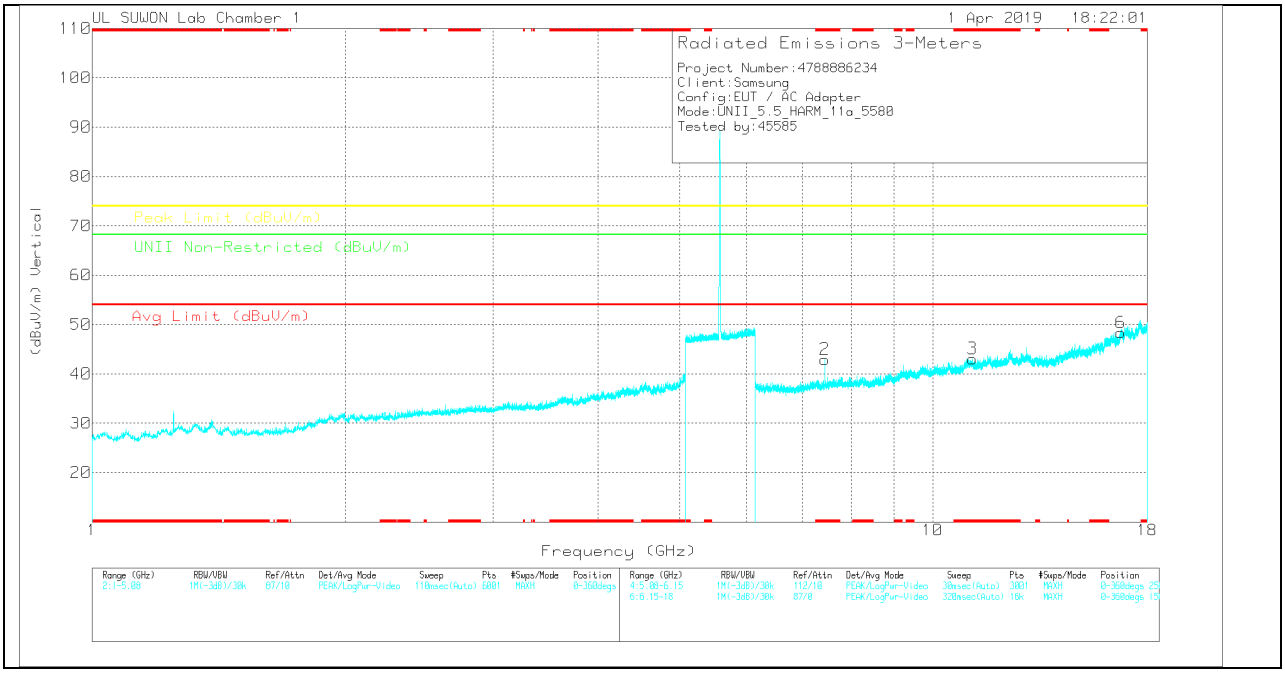

Note: Emission was scanned up to 40GHz; No emissions were detected above the noise floor which was at least 20dB below the specification limit.

UL Korea, Ltd. Confidential
This report shall not be reproduced except in full, without the written approval of UL Korea, Ltd.

MID CHANNEL DATA

Trace Markers

Marker	Frequency (GHz)	Meter Reading (dBuV)	Det	3117_00168717	6GHz_HP[dB]	DC Corr (dB)	Corrected Reading (dBuV/m)	Avg Limit (dBuV/m)	Margin (dB)	Peak Limit (dBuV/m)	Margin (dB)	UNII Non-Restricted (dBuV/m)	Margin (dB)	Azimuth (Degs)	Height (cm)	Polarity
1	* 7.44	32.97	PK	35.8	-27.4	0	41.37	-	-	74	-32.63	-	-	0-360	250	H
4	* 11.156	26.39	PK	38.3	-22.4	0	42.29	-	-	74	-31.71	-	-	0-360	150	H
5	16.74	24.05	PK	41.3	-17.3	0	48.05	-	-	-	-	68.2	-20.15	0-360	150	H
2	* 7.439	34.44	PK	35.8	-27.3	0	42.94	-	-	74	-31.06	-	-	0-360	150	V
3	* 11.16	27.18	PK	38.3	-22.4	0	43.08	-	-	74	-30.92	-	-	0-360	150	V
6	16.743	24.39	PK	41.3	-17.3	0	48.39	-	-	-	-	68.2	-19.81	0-360	150	V

* - indicates frequency in CFR47 Pt 15 / IC RSS-Restricted Band
PK – Peak Detector

Radiated Emissions

Frequency (GHz)	Meter Reading (dBuV)	Det	3117_00168717	6GHz_HP[dB]	DC Corr (dB)	Corrected Reading (dBuV/m)	Avg Limit (dBuV/m)	Margin (dB)	Peak Limit (dBuV/m)	Margin (dB)	UNII Non-Restricted (dBuV/m)	Margin (dB)	Azimuth (Degs)	Height (cm)	Polarity
* 7.44	40.66	PK-U	35.8	-27.4	0	49.06	-	-	74	-24.94	-	-	107	110	H
* 7.44	29.93	ADR	35.8	-27.4	0	38.33	54	-15.67	-	-	-	-	107	110	H
* 7.44	43.32	PK-U	35.8	-27.4	0	51.72	-	-	74	-22.28	-	-	286	100	V
* 7.44	36.3	ADR	35.8	-27.4	0	44.7	54	-9.3	-	-	-	-	286	100	V

* - indicates frequency in CFR47 Pt 15 / IC RSS-Restricted Band
PK-U - U-NII: Maximum Peak
ADR - U-NII AD primary method, RMS average

UL Korea, Ltd. Confidential
This report shall not be reproduced except in full, without the written approval of UL Korea, Ltd.

HIGH CHANNEL HORIZONTAL

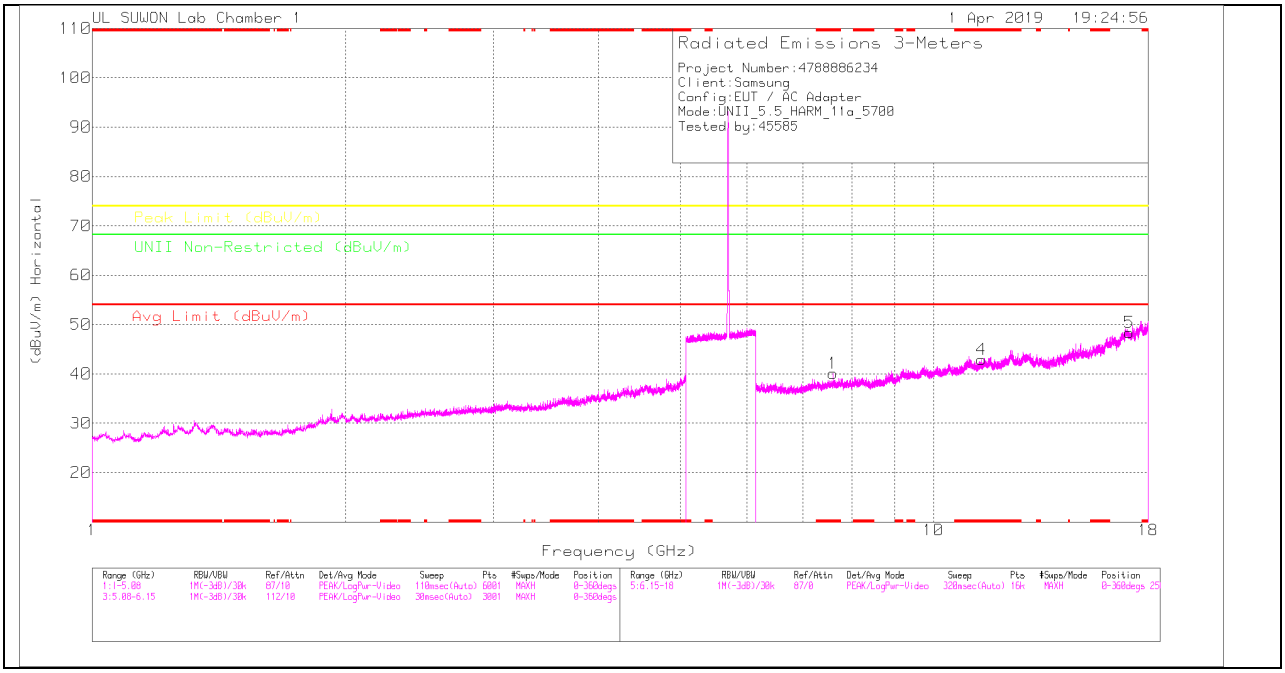

HIGH CHANNEL VERTICAL

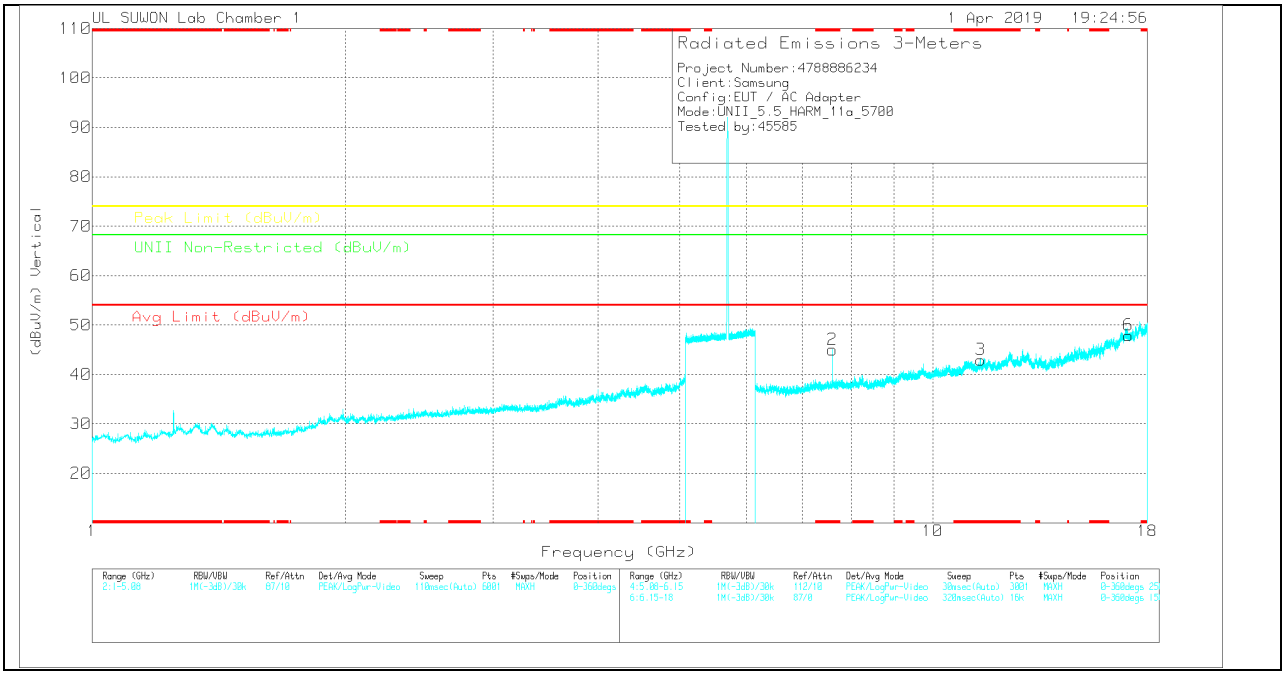

Note: Emission was scanned up to 40GHz; No emissions were detected above the noise floor which was at least 20dB below the specification limit.

UL Korea, Ltd. Confidential
This report shall not be reproduced except in full, without the written approval of UL Korea, Ltd.

HIGH CHANNEL DATA

Trace Markers

Marker	Frequency (GHz)	Meter Reading (dBuV)	Det	3117_00168717	6GHz_HP[dB]	DC Corr (dB)	Corrected Reading (dBuV/m)	Avg Limit (dBuV/m)	Margin (dB)	Peak Limit (dBuV/m)	Margin (dB)	UNII Non-Restricted (dBuV/m)	Margin (dB)	Azimuth (Degs)	Height (cm)	Polarity
1	* 7.6	30.79	PK	35.8	-26.5	0	40.09	-	-	74	-33.91	-	-	0-360	150	H
4	* 11.401	26.81	PK	38.5	-22.4	0	42.91	-	-	74	-31.09	-	-	0-360	250	H
5	17.098	23.98	PK	41.6	-17.2	0	48.38	-	-	-	-	68.2	-19.82	0-360	150	H
2	* 7.6	35.72	PK	35.8	-26.5	0	45.02	-	-	74	-28.98	-	-	0-360	150	V
3	* 11.4	26.96	PK	38.4	-22.4	0	42.96	-	-	74	-31.04	-	-	0-360	150	V
6	17.097	23.53	PK	41.6	-17.2	0	47.93	-	-	-	-	68.2	-20.27	0-360	150	V

* - indicates frequency in CFR47 Pt 15 / IC RSS-Restricted Band
PK – Peak Detector

Radiated Emissions

Frequency (GHz)	Meter Reading (dBuV)	Det	3117_00168717	6GHz_HP[dB]	DC Corr (dB)	Corrected Reading (dBuV/m)	Avg Limit (dBuV/m)	Margin (dB)	Peak Limit (dBuV/m)	Margin (dB)	UNII Non-Restricted (dBuV/m)	Margin (dB)	Azimuth (Degs)	Height (cm)	Polarity
* 7.6	39.86	PK-U	35.8	-26.5	0	49.16	-	-	74	-24.84	-	-	107	110	H
* 7.6	29.59	ADR	35.8	-26.5	0	38.89	54	-15.11	-	-	-	-	107	110	H
* 7.6	39.36	PK-U	35.8	-26.5	0	48.66	-	-	74	-25.34	-	-	286	100	H
* 7.6	27.69	ADR	35.8	-26.5	0	36.99	54	-17.01	-	-	-	-	286	100	H

* - indicates frequency in CFR47 Pt 15 / IC RSS-Restricted Band
PK-U - U-NII: Maximum Peak
ADR - U-NII AD primary method, RMS average

11.3.3.TX ABOVE 1 GHz 802.11a 1Tx ANT2 IN THE 5.5 GHz BAND

UL Korea, Ltd. Confidential
This report shall not be reproduced except in full, without the written approval of UL Korea, Ltd.

RESTRICTED BANDEDGE (LOW CHANNEL)

HORIZONTAL PEAK AND AVERAGE DATA

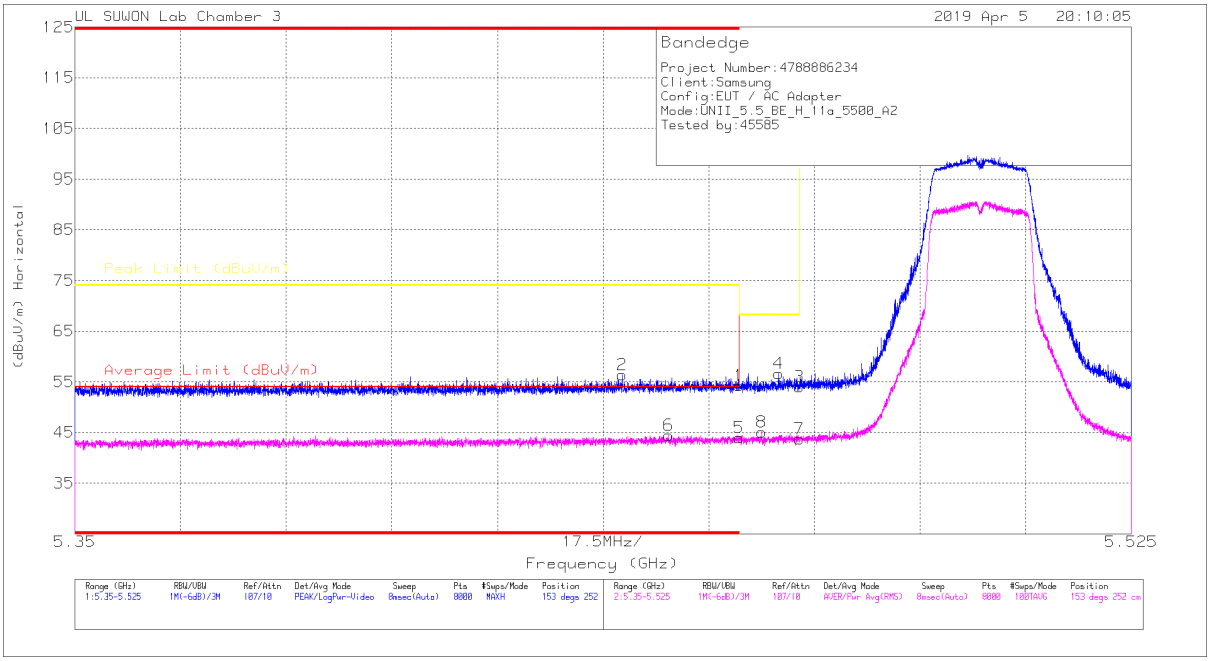

Trace Markers

Marker	Frequency (GHz)	Meter Reading (dBuV)	Det	3117_00205959	10dB[dB]	DC Corr (dB)	Corrected Reading (dBuV/m)	Average Limit (dBuV/m)	Margin (dB)	Peak Limit (dBuV/m)	PK Margin (dB)	Azimuth (Degs)	Height (cm)	Polarity
1	* 5.46	37.92	Pk	34.7	-18.4	0	54.22	-	-	74	-19.78	153	252	H
2	* 5.441	40.19	Pk	34.7	-18.5	0	56.39	-	-	74	-17.61	153	252	H
3	5.47	37.81	Pk	34.7	-18.5	0	54.01	-	-	68.2	-14.19	153	252	H
4	5.467	40.42	Pk	34.7	-18.5	0	56.62	-	-	68.2	-11.58	153	252	H
5	* 5.46	28.3	RMS	34.7	-19	0	44	54	-10	-	-	153	252	H
6	* 5.448	28.76	RMS	34.7	-19	0	44.46	54	-9.54	-	-	153	252	H
7	5.47	27.94	RMS	34.7	-18.9	0	43.74	-	-	-	-	153	252	H
8	5.464	29.25	RMS	34.7	-18.9	0	45.05	-	-	-	-	153	252	H

* - indicates frequency in CFR47 Pt 15 / IC RSS-Restricted Band
Pk - Peak detector
RMS - RMS detection

VERTICAL PEAK AND AVERAGE DATA

UL Korea, Ltd. Confidential
This report shall not be reproduced except in full, without the written approval of UL Korea, Ltd.

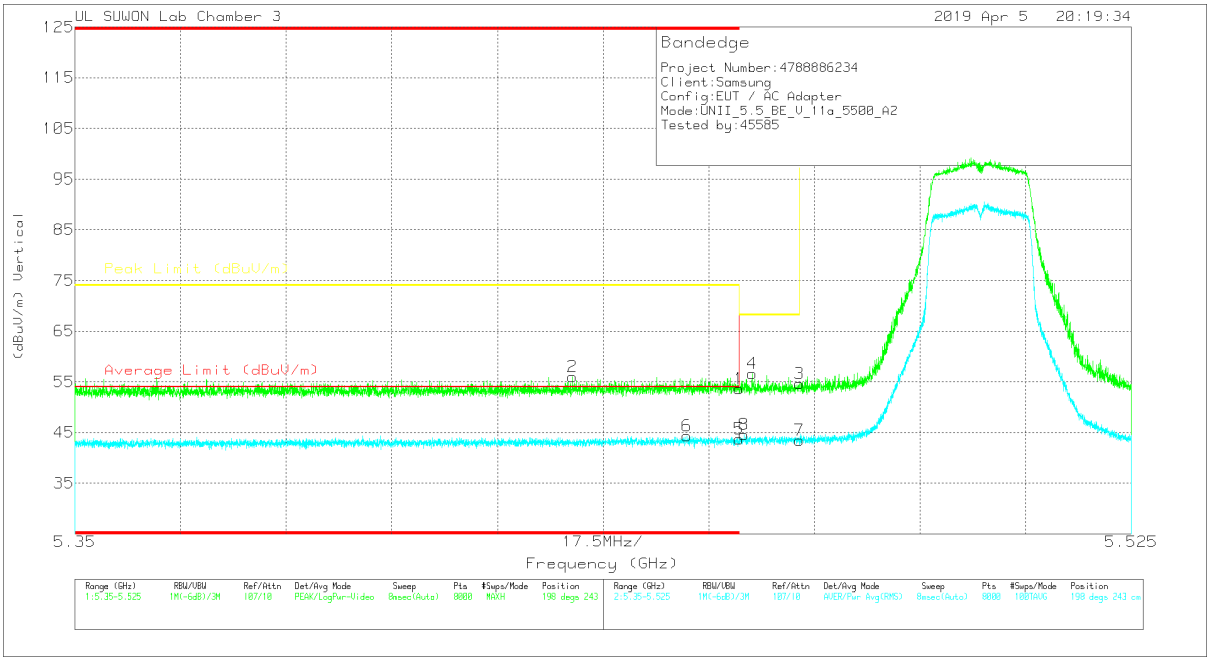

Trace Markers

Marker	Frequency (GHz)	Meter Reading (dBuV)	Det	3117_00205959	10dB[dB]	DC Corr (dB)	Corrected Reading (dBuV/m)	Average Limit (dBuV/m)	Margin (dB)	Peak Limit (dBuV/m)	PK Margin (dB)	Azimuth (Degs)	Height (cm)	Polarity
1	* 5.46	37.4	Pk	34.7	-18.4	0	53.7	-	-	74	-20.3	198	243	V
2	* 5.432	39.76	Pk	34.7	-18.5	0	55.96	-	-	74	-18.04	198	243	V
3	5.47	38.47	Pk	34.7	-18.5	0	54.67	-	-	68.2	-13.53	198	243	V
4	5.462	40.38	Pk	34.7	-18.5	0	56.58	-	-	68.2	-11.62	198	243	V
5	* 5.46	27.96	RMS	34.7	-19	0	43.66	54	-10.34	-	-	198	243	V
6	* 5.451	28.68	RMS	34.7	-19	0	44.38	54	-9.62	-	-	198	243	V
7	5.47	27.64	RMS	34.7	-18.9	0	43.44	-	-	-	-	198	243	V
8	5.461	28.87	RMS	34.7	-19	0	44.57	-	-	-	-	198	243	V

* - indicates frequency in CFR47 Pt 15 / IC RSS-Restricted Band
Pk - Peak detector
RMS - RMS detection

UL Korea, Ltd. Confidential
This report shall not be reproduced except in full, without the written approval of UL Korea, Ltd.

AUTHORIZED BANDEDGE (HIGH CHANNEL)

HORIZONTAL PEAK AND AVERAGE DATA

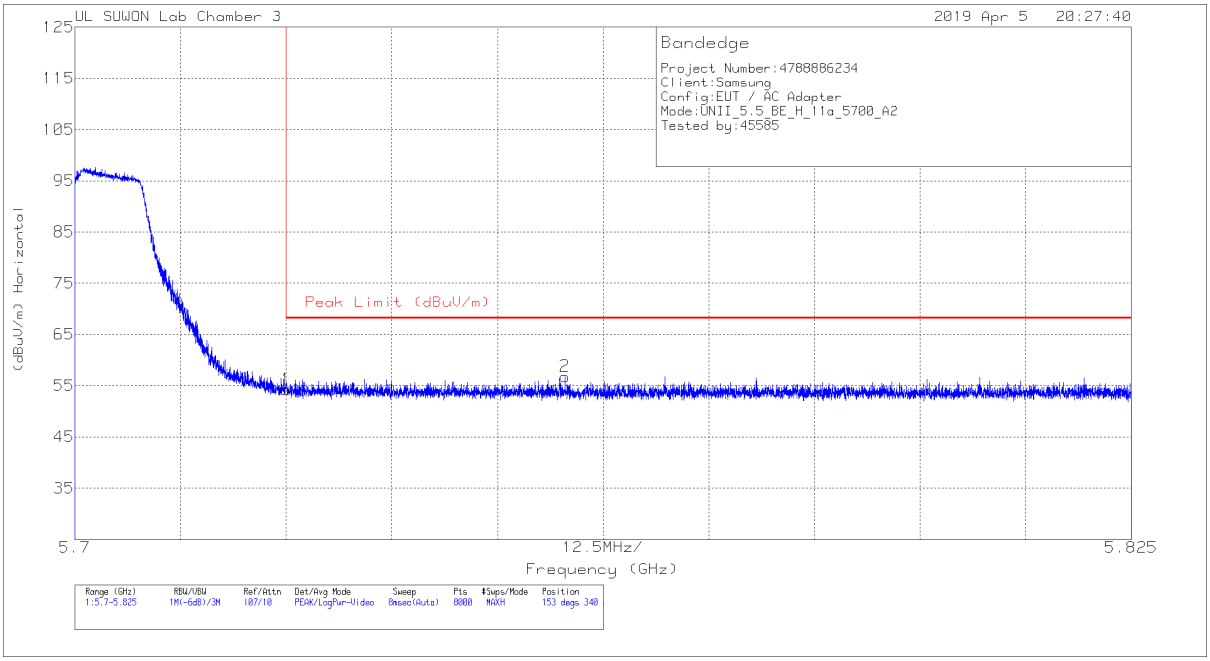

Trace Markers

Marker	Frequency (GHz)	Meter Reading (dBuV)	Det	3117_00205959	10dB[dB]	DC Corr (dB)	Corrected Reading (dBuV/m)	Peak Limit (dBuV/m)	PK Margin (dB)	Azimuth (Degs)	Height (cm)	Polarity
1	5.725	37.39	Pk	34.8	-17.9	0	54.29	68.2	-13.91	153	340	H
2	5.758	39.81	Pk	34.8	-17.8	0	56.81	68.2	-11.39	153	340	H

Pk - Peak detector

UL Korea, Ltd. Confidential
This report shall not be reproduced except in full, without the written approval of UL Korea, Ltd.

VERTICAL PEAK AND AVERAGE DATA

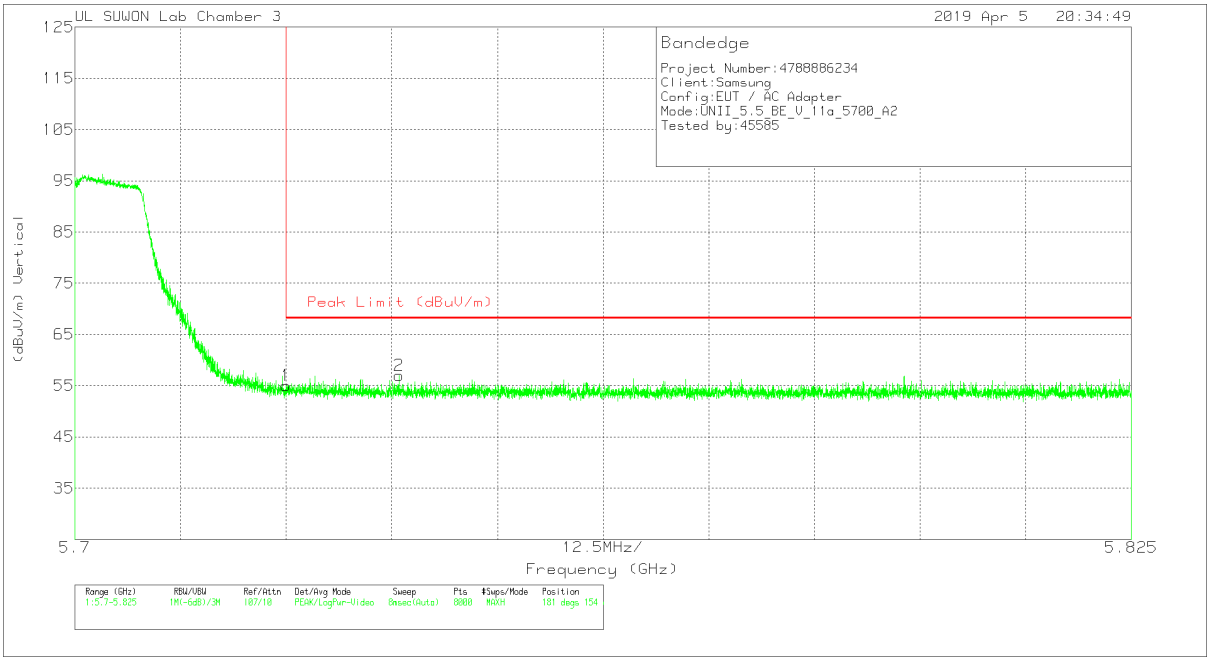

Trace Markers

Marker	Frequency (GHz)	Meter Reading (dBuV)	Det	3117_00205959	10dB[dB]	DC Corr (dB)	Corrected Reading (dBuV/m)	Peak Limit (dBuV/m)	PK Margin (dB)	Azimuth (Degs)	Height (cm)	Polarity
1	5.725	38.14	Pk	34.8	-17.9	0	55.04	68.2	-13.16	181	154	V
2	5.738	40.11	Pk	34.8	-17.9	0	57.01	68.2	-11.19	181	154	V

Pk - Peak detector

UL Korea, Ltd. Confidential
This report shall not be reproduced except in full, without the written approval of UL Korea, Ltd.

HARMONICS AND SPURIOUS EMISSIONS

LOW CHANNEL HORIZONTAL

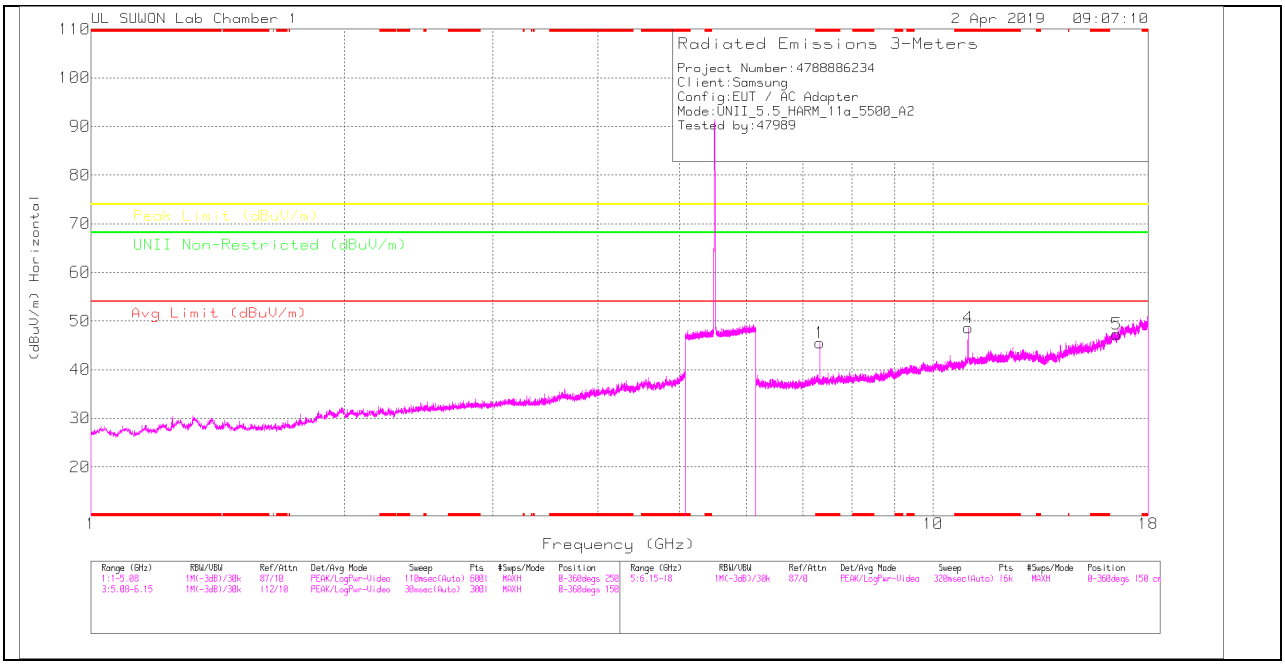

LOW CHANNEL VERTICAL

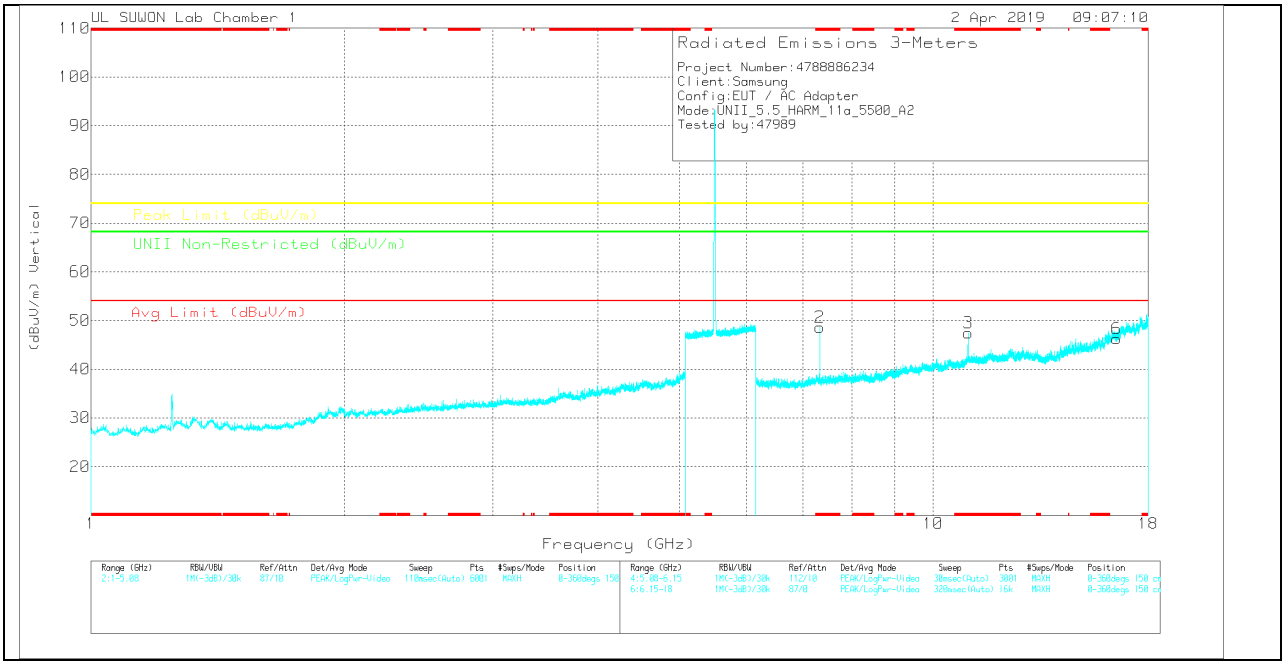

Note: Emission was scanned up to 40GHz; No emissions were detected above the noise floor which was at least 20dB below the specification limit

LOW CHANNEL DATA

Trace Markers

UL Korea, Ltd. Confidential
This report shall not be reproduced except in full, without the written approval of UL Korea, Ltd.

Marker	Frequency (GHz)	Meter Reading (dBuV)	Det	3117_00168717	6GHz_HP[dB]	DC Corr (dB)	Corrected Reading (dBuV/m)	Avg Limit (dBuV/m)	Margin (dB)	Peak Limit (dBuV/m)	Margin (dB)	UNII Non-Restricted (dBuV/m)	Margin (dB)	Azimuth (Degs)	Height (cm)	Polarity
1	* 7.333	36.93	PK	35.8	-27.2	0	45.53	-	-	74	-28.47	-	-	0-360	150	H
4	* 11	32.03	PK	38.2	-21.6	0	48.63	-	-	74	-25.37	-	-	0-360	150	H
5	16.505	25.88	PK	40.9	-19.5	0	47.28	-	-	-	-	68.2	-20.92	0-360	150	H
2	* 7.333	40.06	PK	35.8	-27.2	0	48.66	-	-	74	-25.34	-	-	0-360	150	V
3	* 11.001	30.9	PK	38.2	-21.6	0	47.5	-	-	74	-26.5	-	-	0-360	150	V
6	16.503	24.92	PK	40.9	-19.5	0	46.32	-	-	-	-	68.2	-21.88	0-360	250	V

* - indicates frequency in CFR47 Pt 15 / IC RSS-Restricted Band

PK – Peak Detector

Radiated Emissions

Frequency (GHz)	Meter Reading (dBuV)	Det	3117_00168717	6GHz_HP[dB]	DC Corr (dB)	Corrected Reading (dBuV/m)	Avg Limit (dBuV/m)	Margin (dB)	Peak Limit (dBuV/m)	Margin (dB)	UNII Non-Restricted (dBuV/m)	Margin (dB)	Azimuth (Degs)	Height (cm)	Polarity
* 7.333	43.51	PK-U	35.8	-27.2	0	52.11	-	-	74	-21.89	-	-	253	273	H
* 7.333	37.46	ADR	35.8	-27.2	0	46.06	54	-7.94	-	-	-	-	253	273	H
* 7.334	44.5	PK-U	35.8	-27.2	0	53.1	-	-	74	-20.9	-	-	176	152	V
* 7.333	39.34	ADR	35.8	-27.2	0	47.94	54	-6.06	-	-	-	-	176	152	V
* 11	40.86	PK-U	38.2	-21.6	0	57.46	-	-	74	-16.54	-	-	210	152	V
* 11	30.32	ADR	38.2	-21.6	0	46.92	54	-7.08	-	-	-	-	210	152	V
* 10.999	43.21	PK-U	38.2	-21.6	0	59.81	-	-	74	-14.19	-	-	220	168	H
* 11	32.47	ADR	38.2	-21.6	0	49.07	54	-4.93	-	-	-	-	220	168	H

* - indicates frequency in CFR47 Pt 15 / IC RSS-Restricted Band

PK-U - U-NII: Maximum Peak

ADR - U-NII AD primary method, RMS average

UL Korea, Ltd. Suwon Laboratory FORM ID: FCC_15E
218 Maeyeong-ro, Yeongtong-gu, Suwon-si, Gyeonggi-do, 16675 Korea TEL: (031) 337-9902,FAX: (031) 213-5433

UL Korea, Ltd. Confidential

This report shall not be reproduced except in full, without the written approval of UL Korea, Ltd.

MID CHANNEL HORIZONTAL

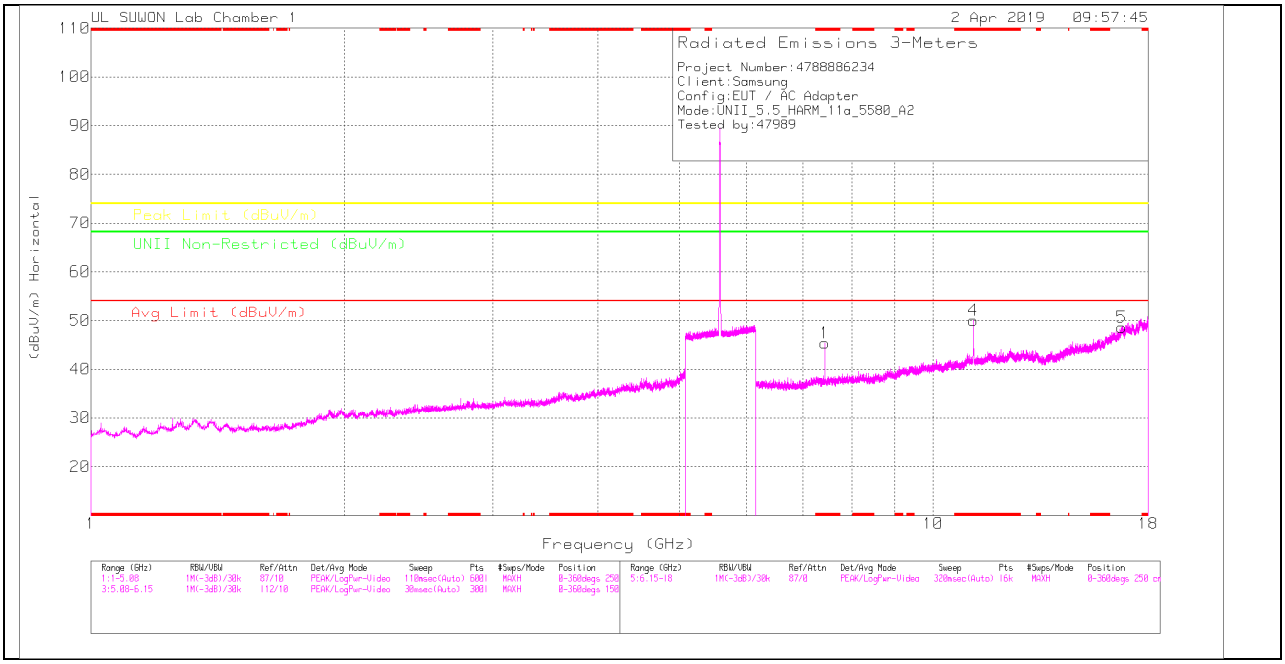

MID CHANNEL VERTICAL

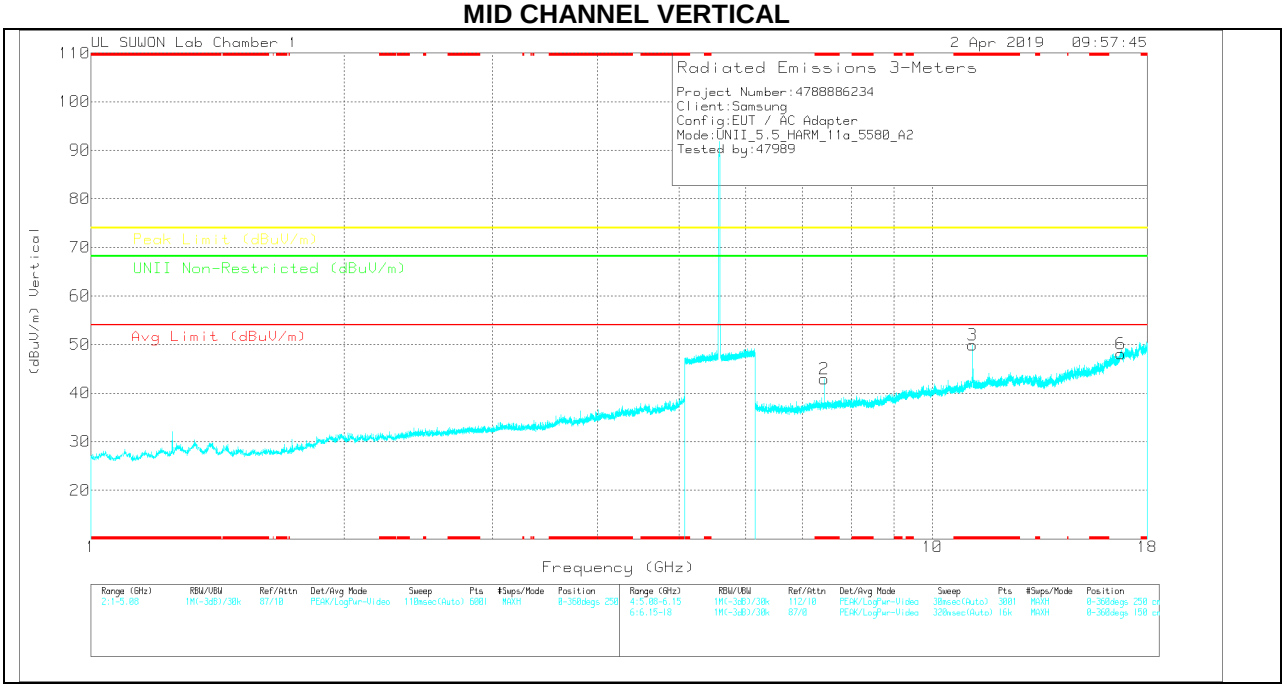

Note: Emission was scanned up to 40GHz; No emissions were detected above the noise floor which was at least 20dB below the specification limit.

UL Korea, Ltd. Confidential
This report shall not be reproduced except in full, without the written approval of UL Korea, Ltd.

MID CHANNEL DATA

Trace Markers

Marker	Frequency (GHz)	Meter Reading (dBuV)	Det	3117_00168717	6GHz_HP[dB]	DC Corr (dB)	Corrected Reading (dBuV/m)	Avg Limit (dBuV/m)	Margin (dB)	Peak Limit (dBuV/m)	Margin (dB)	UNII Non-Restricted (dBuV/m)	Margin (dB)	Azimuth (Degs)	Height (cm)	Polarity
1	* 7.44	37.03	PK	35.8	-27.4	0	45.43	-	-	74	-28.57	-	-	0-360	150	H
4	* 11.16	34.16	PK	38.3	-22.4	0	50.06	-	-	74	-23.94	-	-	0-360	250	H
5	16.734	24.63	PK	41.3	-17.3	0	48.63	-	-	-	-	68.2	-19.57	0-360	250	H
2	* 7.439	34.42	PK	35.8	-27.3	0	42.92	-	-	74	-31.08	-	-	0-360	150	V
3	* 11.16	33.95	PK	38.3	-22.4	0	49.85	-	-	74	-24.15	-	-	0-360	150	V
6	16.742	24.04	PK	41.3	-17.3	0	48.04	-	-	-	-	68.2	-20.16	0-360	150	V

* - indicates frequency in CFR47 Pt 15 / IC RSS-Restricted Band
PK – Peak Detector

Radiated Emissions

Frequency (GHz)	Meter Reading (dBuV)	Det	3117_00168717	6GHz_HP[dB]	DC Corr (dB)	Corrected Reading (dBuV/m)	Avg Limit (dBuV/m)	Margin (dB)	Peak Limit (dBuV/m)	Margin (dB)	UNII Non-Restricted (dBuV/m)	Margin (dB)	Azimuth (Degs)	Height (cm)	Polarity
* 7.44	43.45	PK-U	35.8	-27.3	0	51.95	-	-	74	-22.05	-	-	250	159	H
* 7.44	36.74	ADR	35.8	-27.4	0	45.14	54	-8.86	-	-	-	-	250	159	H
* 7.44	42.22	PK-U	35.8	-27.3	0	50.72	-	-	74	-23.28	-	-	183	139	V
* 7.44	34.69	ADR	35.8	-27.4	0	43.09	54	-10.91	-	-	-	-	183	139	V
* 11.16	41.95	PK-U	38.3	-22.4	0	57.85	-	-	74	-16.15	-	-	209	155	V
* 11.16	31.48	ADR	38.3	-22.4	0	47.38	54	-6.62	-	-	-	-	209	155	V
* 11.16	42.2	PK-U	38.3	-22.4	0	58.1	-	-	74	-15.9	-	-	221	166	H
* 11.16	32.53	ADR	38.3	-22.4	0	48.43	54	-5.57	-	-	-	-	221	166	H

* - indicates frequency in CFR47 Pt 15 / IC RSS-Restricted Band
PK-U - U-NII: Maximum Peak
ADR - U-NII AD primary method, RMS average

UL Korea, Ltd. Confidential
This report shall not be reproduced except in full, without the written approval of UL Korea, Ltd.

HIGH CHANNEL HORIZONTAL

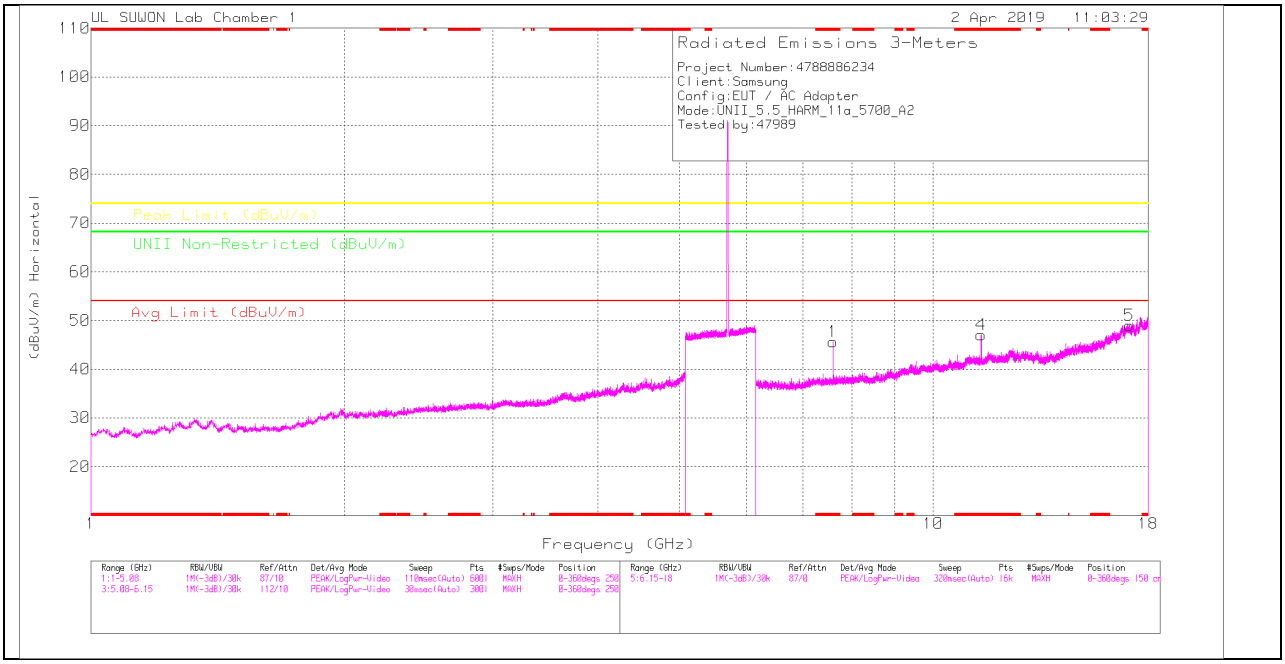

HIGH CHANNEL VERTICAL

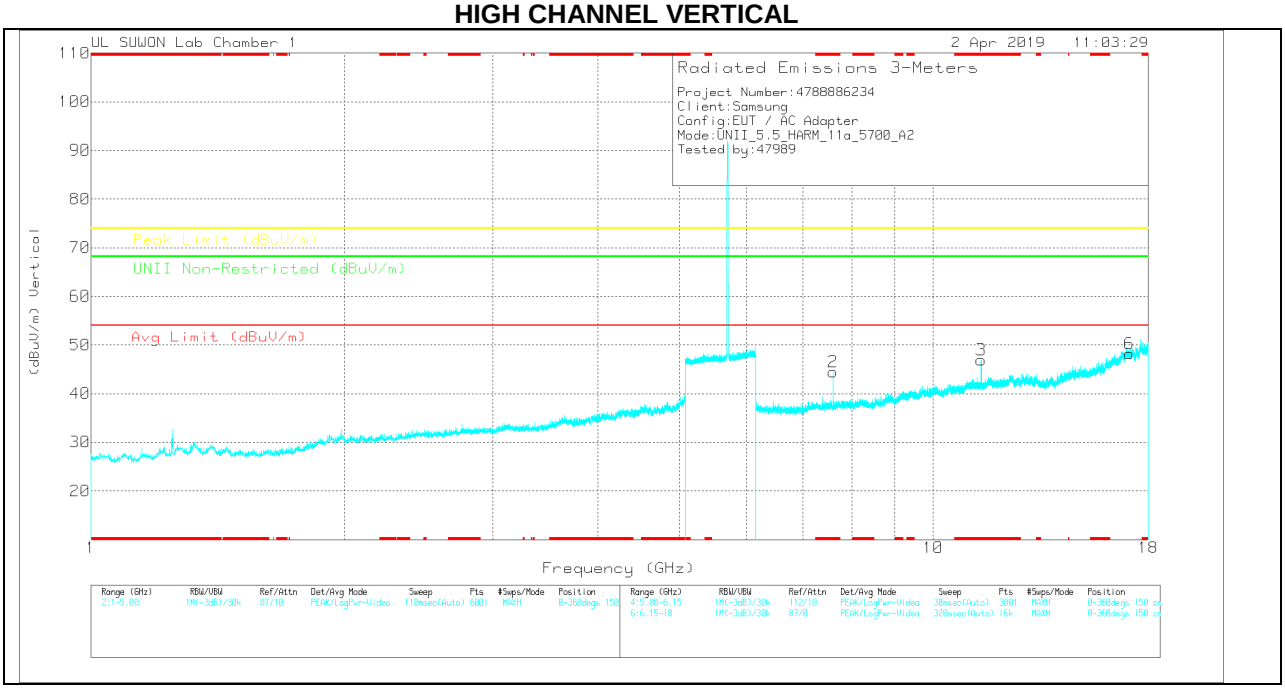

Note: Emission was scanned up to 40GHz; No emissions were detected above the noise floor which was at least 20dB below the specification limit.

UL Korea, Ltd. Confidential
This report shall not be reproduced except in full, without the written approval of UL Korea, Ltd.

HIGH CHANNEL DATA

Trace Markers

Marker	Frequency (GHz)	Meter Reading (dBuV)	Det	3117_00168717	6GHz_HP[dB]	DC Corr (dB)	Corrected Reading (dBuV/m)	Avg Limit (dBuV/m)	Margin (dB)	Peak Limit (dBuV/m)	Margin (dB)	UNII Non-Restricted (dBuV/m)	Margin (dB)	Azimuth (Degs)	Height (cm)	Polarity
1	* 7.6	36.33	PK	35.8	-26.5	0	45.63	-	-	74	-28.37	-	-	0-360	150	H
4	* 11.4	31.03	PK	38.4	-22.4	0	47.03	-	-	74	-26.97	-	-	0-360	250	H
5	17.096	24.57	PK	41.6	-17.2	0	48.97	-	-	-	-	68.2	-19.23	0-360	250	H
2	* 7.599	35.14	PK	35.8	-26.5	0	44.44	-	-	74	-29.56	-	-	0-360	150	V
3	* 11.4	30.98	PK	38.4	-22.4	0	46.98	-	-	74	-27.02	-	-	0-360	150	V
6	17.102	23.92	PK	41.6	-17.3	0	48.22	-	-	-	-	68.2	-19.98	0-360	250	V

* - indicates frequency in CFR47 Pt 15 / IC RSS-Restricted Band

PK – Peak Detector

Radiated Emissions

Frequency (GHz)	Meter Reading (dBuV)	Det	3117_00168717	6GHz_HP[dB]	DC Corr (dB)	Corrected Reading (dBuV/m)	Avg Limit (dBuV/m)	Margin (dB)	Peak Limit (dBuV/m)	Margin (dB)	UNII Non-Restricted (dBuV/m)	Margin (dB)	Azimuth (Degs)	Height (cm)	Polarity
* 7.6	42.04	PK-U	35.8	-26.5	0	51.34	-	-	74	-22.66	-	-	212	334	H
* 7.6	35.42	ADR	35.8	-26.5	0	44.72	54	-9.28	-	-	-	-	212	334	H
* 7.6	41.83	PK-U	35.8	-26.5	0	51.13	-	-	74	-22.87	-	-	210	152	V
* 7.6	34.48	ADR	35.8	-26.5	0	43.78	54	-10.22	-	-	-	-	210	152	V
* 11.4	44.61	PK-U	38.4	-22.4	0	60.61	-	-	74	-13.39	-	-	172	164	V
* 11.4	32.12	ADR	38.4	-22.4	0	48.12	54	-5.88	-	-	-	-	172	164	V
* 11.4	42.18	PK-U	38.5	-22.4	0	58.28	-	-	74	-15.72	-	-	223	161	H
* 11.4	31.31	ADR	38.4	-22.4	0	47.31	54	-6.69	-	-	-	-	223	161	H

* - indicates frequency in CFR47 Pt 15 / IC RSS-Restricted Band

PK-U - U-NII: Maximum Peak

ADR - U-NII AD primary method, RMS average

UL Korea, Ltd. Suwon Laboratory FORM ID: FCC_15E
218 Maeyeong-ro, Yeongtong-gu, Suwon-si, Gyeonggi-do, 16675 Korea TEL: (031) 337-9902,FAX: (031) 213-5433

UL Korea, Ltd. Confidential
This report shall not be reproduced except in full, without the written approval of UL Korea, Ltd.

11.3.4. TX ABOVE 1GHz 802.11n HT20 2Tx CDD MODE IN THE 5.5GHz BAND RESTRICTED BANDEDGE (LOW CHANNEL)

HORIZONTAL PEAK AND AVERAGE DATA

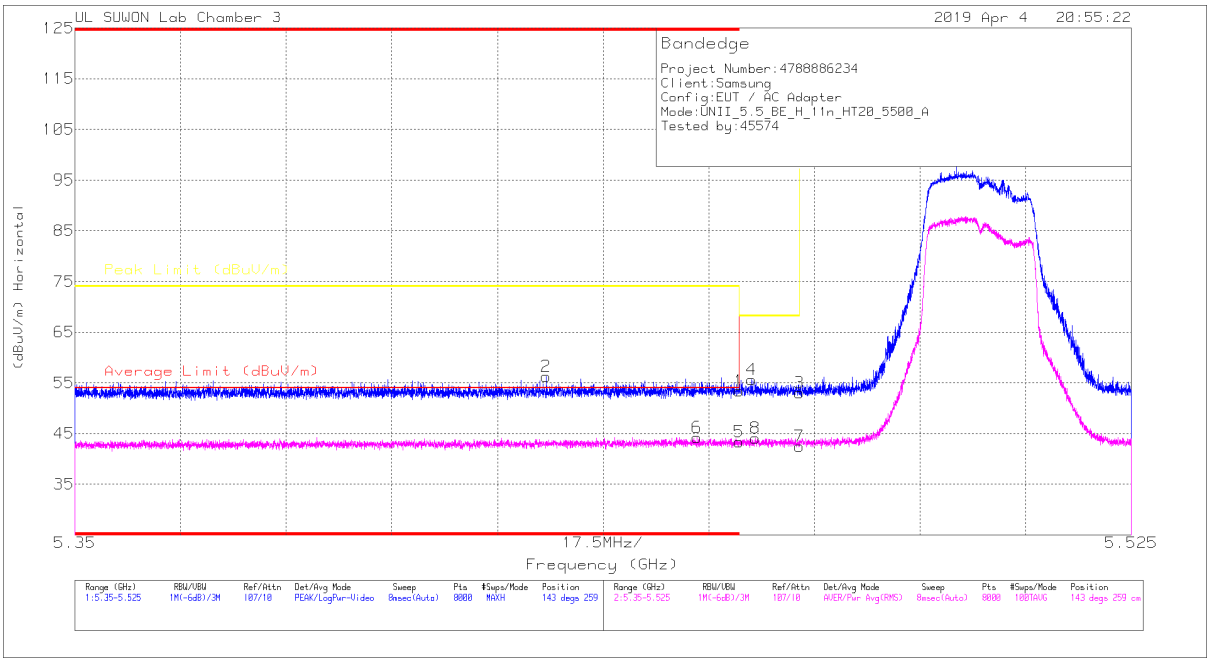

Trace Markers

Marker	Frequency (GHz)	Meter Reading (dBuV)	Det	3117_00205959	10dB[dB]	DC Corr (dB)	Corrected Reading (dBuV/m)	Average Limit (dBuV/m)	Margin (dB)	Peak Limit (dBuV/m)	PK Margin (dB)	Azimuth (Degs)	Height (cm)	Polarity
1	* 5.46	37.05	Pk	34.7	-18.4	0	53.35	-	-	74	-20.65	143	259	H
2	* 5.428	40.2	Pk	34.7	-18.6	0	56.3	-	-	74	-17.7	143	259	H
3	5.47	36.81	Pk	34.7	-18.5	0	53.01	-	-	68.2	-15.19	143	259	H
4	5.462	39.44	Pk	34.7	-18.5	0	55.64	-	-	68.2	-12.56	143	259	H
5	* 5.46	27.67	RMS	34.7	-19	0	43.37	54	-10.63	-	-	143	259	H
6	* 5.453	28.47	RMS	34.7	-19	0	44.17	54	-9.83	-	-	143	259	H
7	5.47	26.66	RMS	34.7	-18.9	0	42.46	-	-	-	-	143	259	H
8	5.463	28.34	RMS	34.7	-18.9	0	44.14	-	-	-	-	143	259	H

* - indicates frequency in CFR47 Pt 15 / IC RSS-Restricted Band
Pk - Peak detector
RMS - RMS detection

VERTICAL PEAK AND AVERAGE DATA

UL Korea, Ltd. Confidential
This report shall not be reproduced except in full, without the written approval of UL Korea, Ltd.

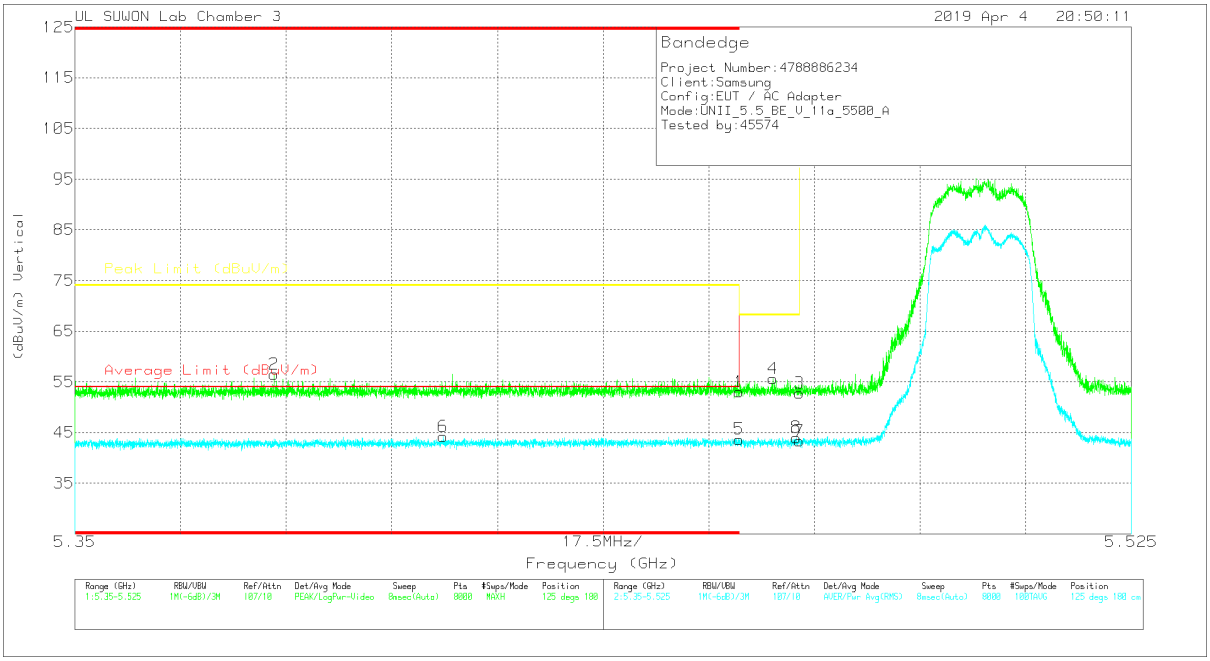

Trace Markers

Marker	Frequency (GHz)	Meter Reading (dBuV)	Det	3117_00205959	10dB[dB]	DC Corr (dB)	Corrected Reading (dBuV/m)	Average Limit (dBuV/m)	Margin (dB)	Peak Limit (dBuV/m)	PK Margin (dB)	Azimuth (Degs)	Height (cm)	Polarity
1	* 5.46	36.69	Pk	34.7	-18.4	0	52.99	-	-	74	-21.01	125	180	V
2	* 5.383	40.54	Pk	34.7	-18.7	0	56.54	-	-	74	-17.46	125	180	V
3	5.47	36.63	Pk	34.7	-18.5	0	52.83	-	-	68.2	-15.37	125	180	V
4	5.466	39.28	Pk	34.7	-18.4	0	55.58	-	-	68.2	-12.62	125	180	V
5	* 5.46	27.95	RMS	34.7	-19	0	43.65	54	-10.35	-	-	125	180	V
6	* 5.411	28.47	RMS	34.7	-19	0	44.17	54	-9.83	-	-	125	180	V
7	5.47	27.49	RMS	34.7	-18.9	0	43.29	-	-	-	-	125	180	V
8	5.469	28.22	RMS	34.7	-18.9	0	44.02	-	-	-	-	125	180	V

* - indicates frequency in CFR47 Pt 15 / IC RSS-Restricted Band
Pk - Peak detector
RMS - RMS detection

UL Korea, Ltd. Confidential
This report shall not be reproduced except in full, without the written approval of UL Korea, Ltd.

AUTHORIZED BANDEDGE (HIGH CHANNEL)

HORIZONTAL PEAK AND AVERAGE DATA

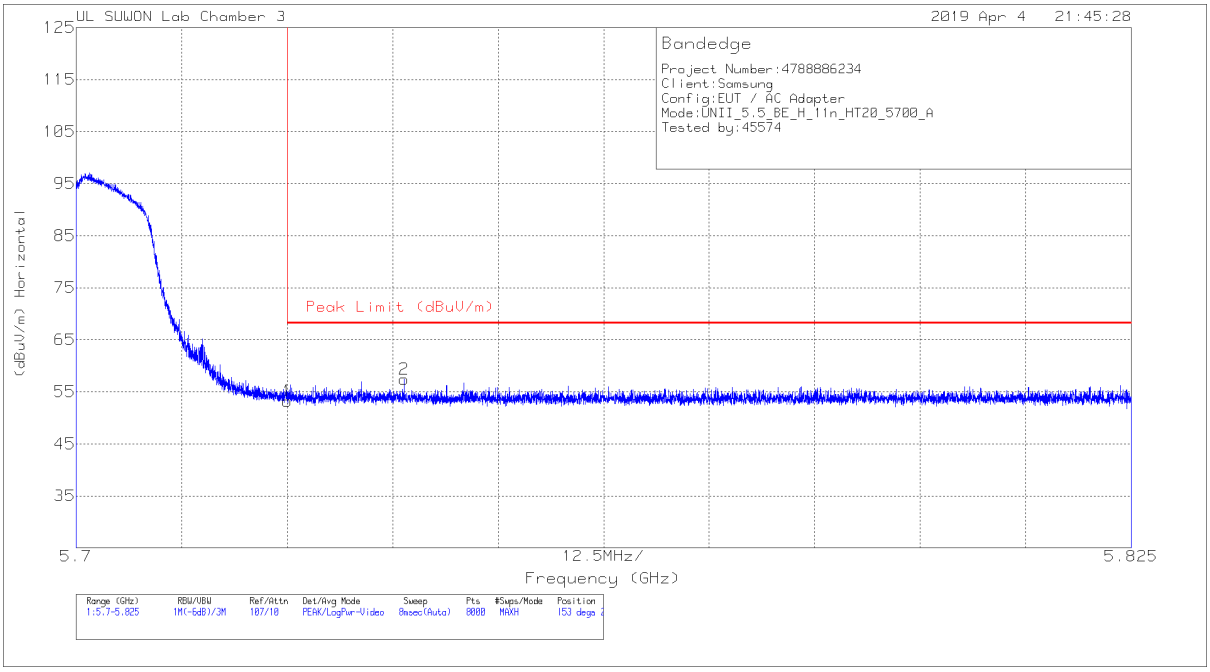

Trace Markers

Marker	Frequency (GHz)	Meter Reading (dBuV)	Det	3117_00205959	10dB[dB]	Corrected Reading (dBuV/m)	Peak Limit (dBuV/m)	PK Margin (dB)	Azimuth (Degs)	Height (cm)	Polarity
1	5.725	36.31	Pk	34.8	-17.9	53.21	68.2	-14.99	153	254	H
2	5.739	40.5	Pk	34.8	-17.9	57.4	68.2	-10.8	153	254	H

Pk - Peak detector

UL Korea, Ltd. Confidential
This report shall not be reproduced except in full, without the written approval of UL Korea, Ltd.

VERTICAL PEAK AND AVERAGE DATA

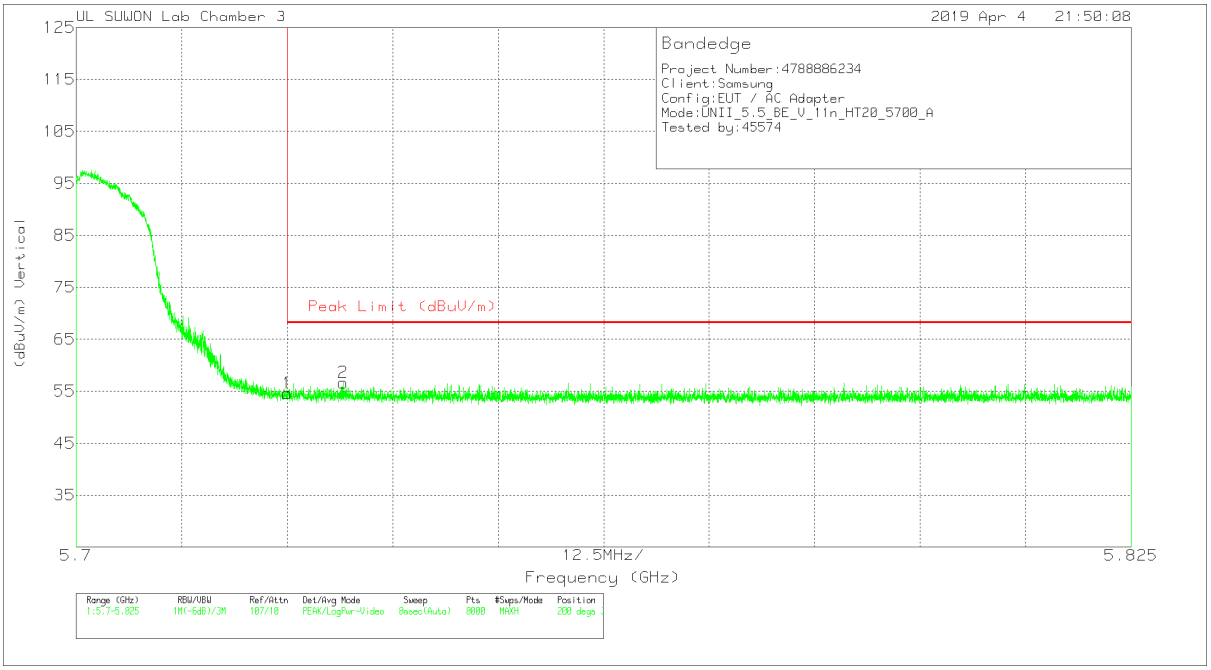

Trace Markers

Marker	Frequency (GHz)	Meter Reading (dBuV)	Det	3117_00205959	10dB[dB]	Corrected Reading (dBuV/m)	Peak Limit (dBuV/m)	PK Margin (dB)	Azimuth (Degs)	Height (cm)	Polarity
1	5.725	37.69	Pk	34.8	-17.9	54.59	68.2	-13.61	200	317	V
2	5.732	39.75	Pk	34.8	-17.9	56.65	68.2	-11.55	200	317	V

Pk - Peak detector

UL Korea, Ltd. Confidential
This report shall not be reproduced except in full, without the written approval of UL Korea, Ltd.

HARMONICS AND SPURIOUS EMISSIONS

LOW CHANNEL HORIZONTAL

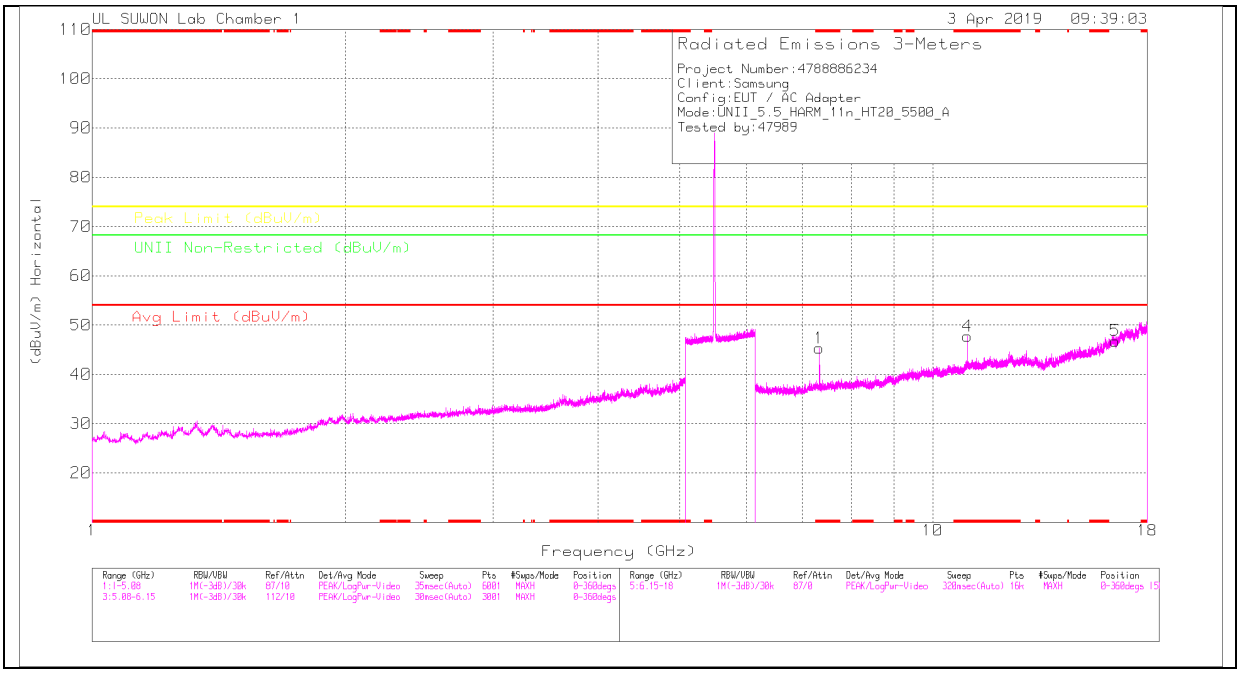

LOW CHANNEL VERTICAL

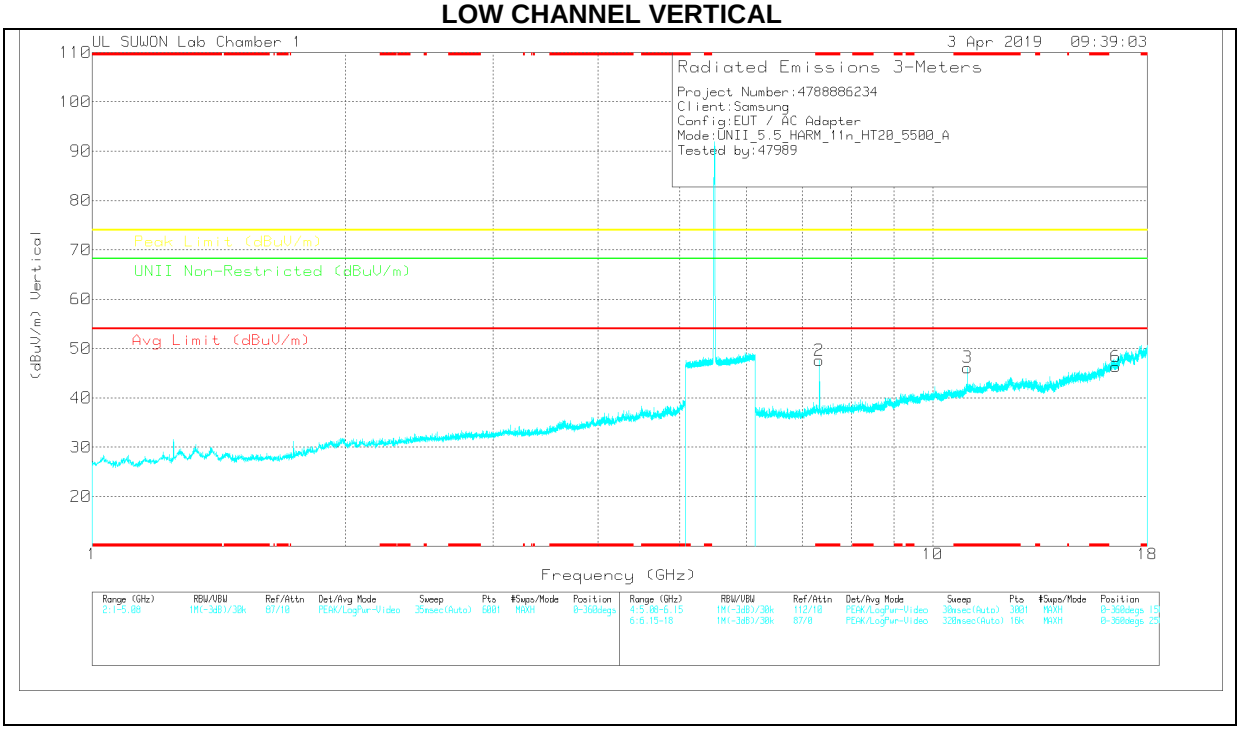

Note: Emission was scanned up to 40GHz; No emissions were detected above the noise floor which was at least 20dB below the specification limit.

LOW CHANNEL DATA

Trace Markers

UL Korea, Ltd. Confidential
This report shall not be reproduced except in full, without the written approval of UL Korea, Ltd.

Marker	Frequency (GHz)	Meter Reading (dBuV)	Det	3117_00168717	6GHz_HP[dB]	DC Corr (dB)	Corrected Reading (dBuV/m)	Avg Limit (dBuV/m)	Margin (dB)	Peak Limit (dBuV/m)	Margin (dB)	UNII Non-Restricted (dBuV/m)	Margin (dB)	Azimuth (Degs)	Height (cm)	Polarity
1	* 7.333	36.72	PK	35.8	-27.2	0	45.32	-	-	74	-28.68	-	-	0-360	250	H
4	* 11	31.12	PK	38.2	-21.6	0	47.72	-	-	74	-26.28	-	-	0-360	150	H
5	16.494	25.28	PK	40.9	-19.4	0	46.78	-	-	-	-	68.2	-21.42	0-360	150	H
2	* 7.333	38.98	PK	35.8	-27.2	0	47.58	-	-	74	-26.42	-	-	0-360	150	V
3	* 11	29.55	PK	38.2	-21.6	0	46.15	-	-	74	-27.85	-	-	0-360	150	V
6	16.503	24.93	PK	40.9	-19.5	0	46.33	-	-	-	-	68.2	-21.87	0-360	250	V

* - indicates frequency in CFR47 Pt 15 / IC RSS-Restricted Band
PK – Peak Detector

Radiated Emissions

Frequency (GHz)	Meter Reading (dBuV)	Det	3117_00168717	6GHz_HP[dB]	DC Corr (dB)	Corrected Reading (dBuV/m)	Avg Limit (dBuV/m)	Margin (dB)	Peak Limit (dBuV/m)	Margin (dB)	UNII Non-Restricted (dBuV/m)	Margin (dB)	Azimuth (Degs)	Height (cm)	Polarity
* 7.333	43.61	PK-U	35.8	-27.2	0	52.21	-	-	74	-21.79	-	-	161	274	H
* 7.333	37.4	ADR	35.8	-27.2	0	46	54	-8	-	-	-	-	161	274	H
* 7.333	43.24	PK-U	35.8	-27.2	0	51.84	-	-	74	-22.16	-	-	171	121	V
* 7.333	37.79	ADR	35.8	-27.2	0	46.39	54	-7.61	-	-	-	-	171	121	V
* 11	38.97	PK-U	38.2	-21.6	0	55.57	-	-	74	-18.43	-	-	187	139	V
* 11	27.35	ADR	38.2	-21.6	0	43.95	54	-10.05	-	-	-	-	187	139	V
* 11	39.82	PK-U	38.2	-21.6	0	56.42	-	-	74	-17.58	-	-	222	161	H
* 11	30.34	ADR	38.2	-21.6	0	46.94	54	-7.06	-	-	-	-	222	161	H

* - indicates frequency in CFR47 Pt 15 / IC RSS-Restricted Band
PK-U - U-NII: Maximum Peak
ADR - U-NII AD primary method, RMS average

UL Korea, Ltd. Confidential
This report shall not be reproduced except in full, without the written approval of UL Korea, Ltd.

MID CHANNEL HORIZONTAL

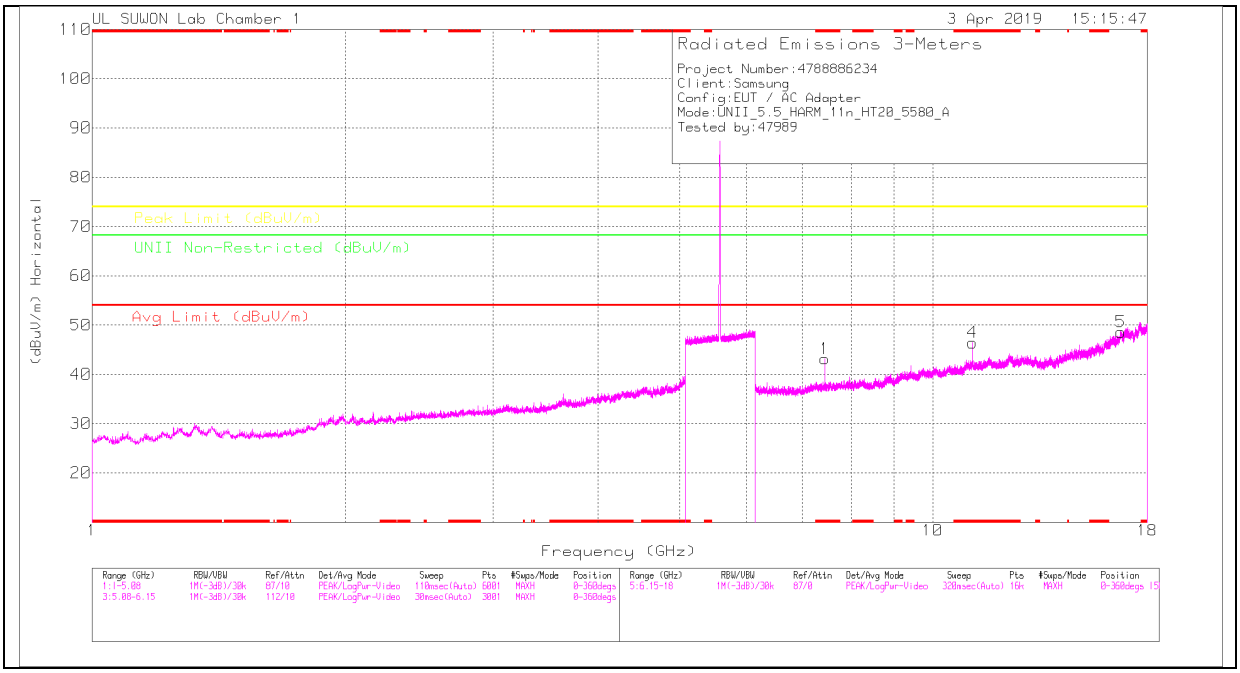

MID CHANNEL VERTICAL

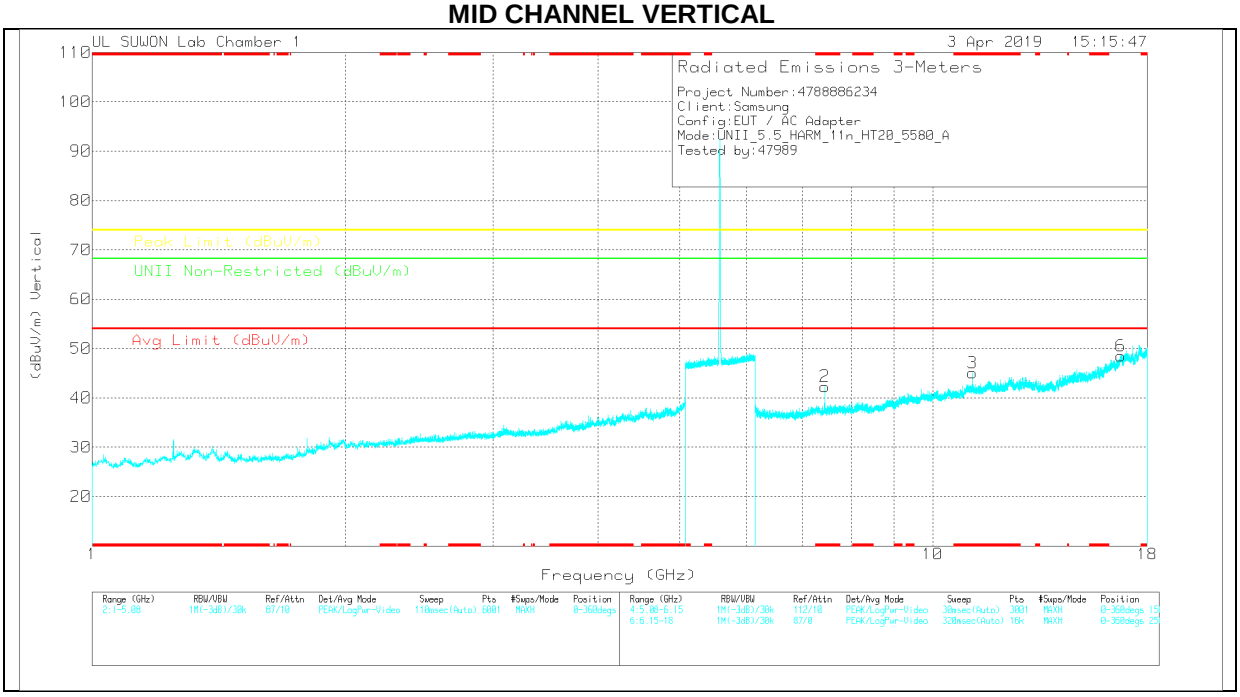

Note: Emission was scanned up to 40GHz; No emissions were detected above the noise floor which was at least 20dB below the specification limit.

UL Korea, Ltd. Confidential
This report shall not be reproduced except in full, without the written approval of UL Korea, Ltd.

MID CHANNEL DATA

Trace Markers

Marker	Frequency (GHz)	Meter Reading (dBuV)	Det	3117_00168717	6GHz_HP[dB]	DC Corr (dB)	Corrected Reading (dBuV/m)	Avg Limit (dBuV/m)	Margin (dB)	Peak Limit (dBuV/m)	Margin (dB)	UNII Non-Restricted (dBuV/m)	Margin (dB)	Azimuth (Degs)	Height (cm)	Polarity
1	* 7.439	34.67	PK	35.8	-27.3	0	43.17	-	-	74	-30.83	-	-	0-360	150	H
4	* 11.16	30.53	PK	38.3	-22.4	0	46.43	-	-	74	-27.57	-	-	0-360	150	H
5	16.734	24.58	PK	41.3	-17.3	0	48.58	-	-	-	-	68.2	-19.62	0-360	150	H
2	* 7.439	33.79	PK	35.8	-27.3	0	42.29	-	-	74	-31.71	-	-	0-360	150	V
3	* 11.16	29.17	PK	38.3	-22.4	0	45.07	-	-	74	-28.93	-	-	0-360	150	V
6	16.74	24.48	PK	41.3	-17.3	0	48.48	-	-	-	-	68.2	-19.72	0-360	150	V

* - indicates frequency in CFR47 Pt 15 / IC RSS-Restricted Band
PK – Peak Detector

Radiated Emissions

Frequency (GHz)	Meter Reading (dBuV)	Det	3117_00168717	6GHz_HP[dB]	DC Corr (dB)	Corrected Reading (dBuV/m)	Avg Limit (dBuV/m)	Margin (dB)	Peak Limit (dBuV/m)	Margin (dB)	UNII Non-Restricted (dBuV/m)	Margin (dB)	Azimuth (Degs)	Height (cm)	Polarity
* 7.44	42.81	PK-U	35.8	-27.4	0	51.21	-	-	74	-22.79	-	-	256	169	H
* 7.44	35.48	ADR	35.8	-27.4	0	43.88	54	-10.12	-	-	-	-	256	169	H
* 7.44	42.85	PK-U	35.8	-27.4	0	51.25	-	-	74	-22.75	-	-	178	400	V
* 7.44	35.7	ADR	35.8	-27.4	0	44.1	54	-9.9	-	-	-	-	178	400	V
* 11.16	39.32	PK-U	38.3	-22.4	0	55.22	-	-	74	-18.78	-	-	201	130	V
* 11.16	28.54	ADR	38.3	-22.4	0	44.44	54	-9.56	-	-	-	-	201	130	V
* 11.16	40.28	PK-U	38.3	-22.4	0	56.18	-	-	74	-17.82	-	-	221	158	H
* 11.16	30.11	ADR	38.3	-22.4	0	46.01	54	-7.99	-	-	-	-	221	158	H

* - indicates frequency in CFR47 Pt 15 / IC RSS-Restricted Band
PK-U - U-NII: Maximum Peak
ADR - U-NII AD primary method, RMS average

UL Korea, Ltd. Confidential
This report shall not be reproduced except in full, without the written approval of UL Korea, Ltd.

HIGH CHANNEL HORIZONTAL

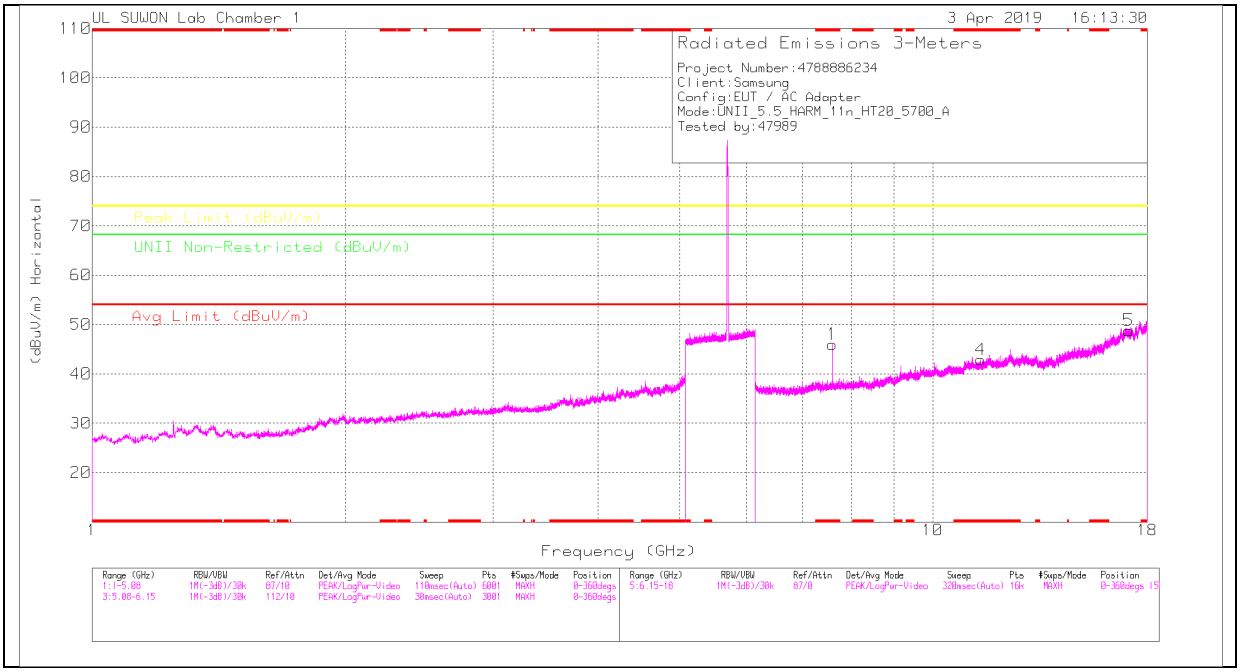

HIGH CHANNEL VERTICAL

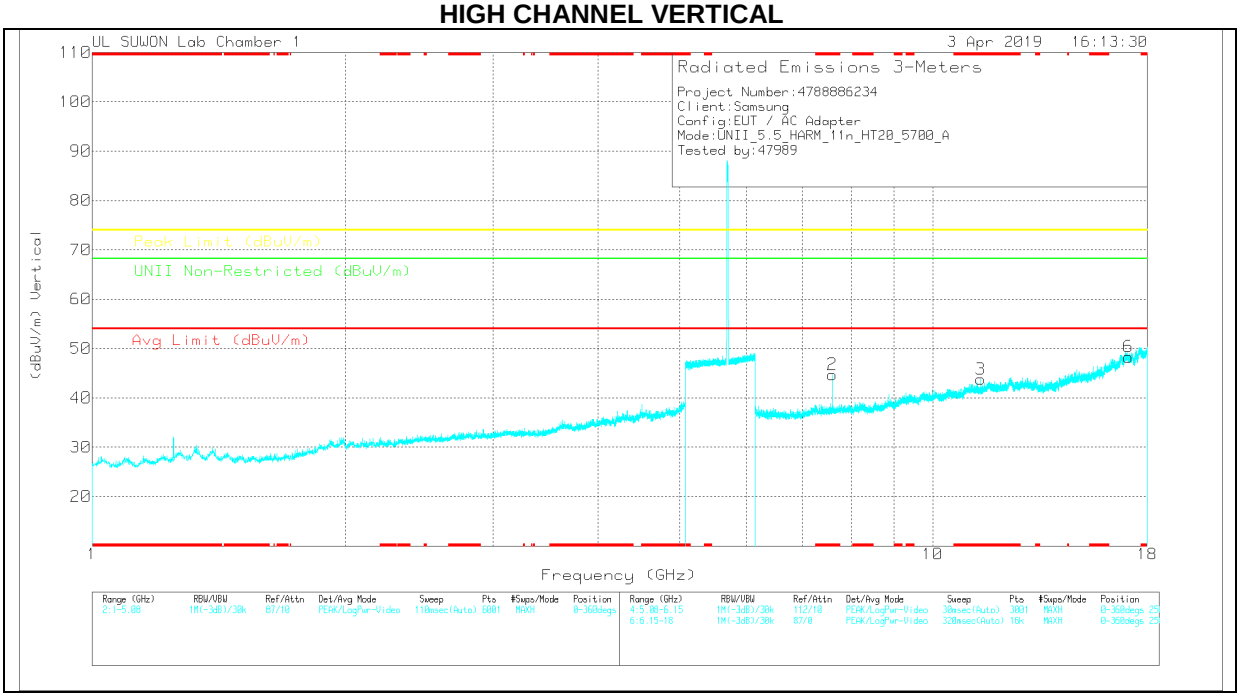

Note: Emission was scanned up to 40GHz; No emissions were detected above the noise floor which was at least 20dB below the specification limit.

UL Korea, Ltd. Confidential
This report shall not be reproduced except in full, without the written approval of UL Korea, Ltd.

HIGH CHANNEL DATA

Trace Markers

Marker	Frequency (GHz)	Meter Reading (dBuV)	Det	3117_00168717	6GHz_HP[dB]	DC Corr (dB)	Corrected Reading (dBuV/m)	Avg Limit (dBuV/m)	Margin (dB)	Peak Limit (dBuV/m)	Margin (dB)	UNII Non-Restricted (dBuV/m)	Margin (dB)	Azimuth (Degs)	Height (cm)	Polarity
1	* 7.599	36.7	PK	35.8	-26.5	0	46	-	-	74	-28	-	-	0-360	250	H
4	* 11.4	26.9	PK	38.4	-22.4	0	42.9	-	-	74	-31.1	-	-	0-360	250	H
5	17.104	24.38	PK	41.6	-17.2	0	48.78	-	-	-	-	68.2	-19.42	0-360	250	H
2	* 7.599	35.43	PK	35.8	-26.5	0	44.73	-	-	74	-29.27	-	-	0-360	150	V
3	* 11.401	27.68	PK	38.5	-22.4	0	43.78	-	-	74	-30.22	-	-	0-360	150	V
6	17.096	23.92	PK	41.6	-17.2	0	48.32	-	-	-	-	68.2	-19.88	0-360	150	V

* - indicates frequency in CFR47 Pt 15 / IC RSS-Restricted Band
PK – Peak Detector

Radiated Emissions

Frequency (GHz)	Meter Reading (dBuV)	Det	3117_00168717	6GHz_HP[dB]	DC Corr (dB)	Corrected Reading (dBuV/m)	Avg Limit (dBuV/m)	Margin (dB)	Peak Limit (dBuV/m)	Margin (dB)	UNII Non-Restricted (dBuV/m)	Margin (dB)	Azimuth (Degs)	Height (cm)	Polarity
* 7.6	42.16	PK-U	35.8	-26.5	0	51.46	-	-	74	-22.54	-	-	206	245	H
* 7.6	35.8	ADR	35.8	-26.5	0	45.1	54	-8.9	-	-	-	-	206	245	H
* 7.6	41.49	PK-U	35.8	-26.5	0	50.79	-	-	74	-23.21	-	-	212	165	V
* 7.6	34.48	ADR	35.8	-26.5	0	43.78	54	-10.22	-	-	-	-	212	165	V

* - indicates frequency in CFR47 Pt 15 / IC RSS-Restricted Band
PK-U - U-NII: Maximum Peak
ADR - U-NII AD primary method, RMS average

UL Korea, Ltd. Confidential
This report shall not be reproduced except in full, without the written approval of UL Korea, Ltd.

11.3.5.TX ABOVE 1GHz 802.11n HT20 1Tx ANT1 IN THE 5.5GHz BAND RESTRICTED BANDEDGE (LOW CHANNEL)

HORIZONTAL PEAK AND AVERAGE DATA

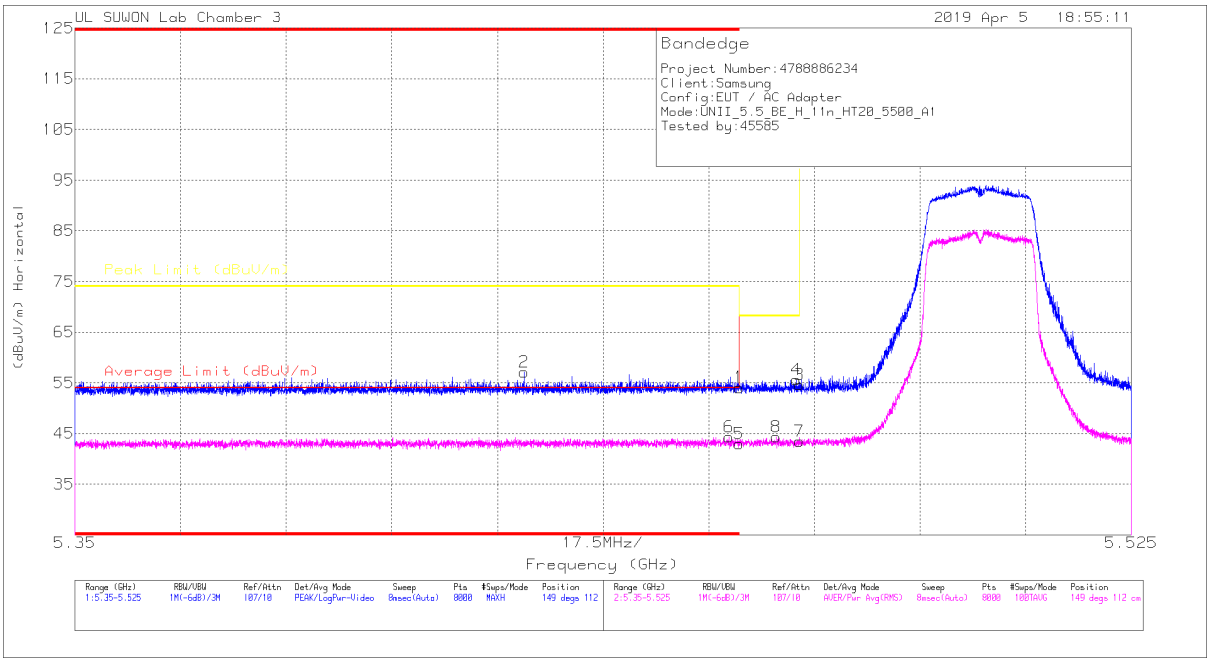

Trace Markers

Marker	Frequency (GHz)	Meter Reading (dBuV)	Det	3117_00205959	10dB[dB]	DC Corr (dB)	Corrected Reading (dBuV/m)	Average Limit (dBuV/m)	Margin (dB)	Peak Limit (dBuV/m)	PK Margin (dB)	Azimuth (Degs)	Height (cm)	Polarity
1	* 5.46	37.78	Pk	34.7	-18.4	0	54.08	-	-	74	-19.92	149	112	H
2	* 5.424	41.02	Pk	34.7	-18.6	0	57.12	-	-	74	-16.88	149	112	H
3	5.47	38.39	Pk	34.7	-18.5	0	54.59	-	-	68.2	-13.61	149	112	H
4	5.469	39.41	Pk	34.7	-18.5	0	55.61	-	-	68.2	-12.59	149	112	H
5	* 5.46	27.21	RMS	34.7	-19	0	42.91	54	-11.09	-	-	149	112	H
6	* 5.458	28.65	RMS	34.7	-19	0	44.35	54	-9.65	-	-	149	112	H
7	5.47	27.69	RMS	34.7	-18.9	0	43.49	-	-	-	-	149	112	H
8	5.466	28.58	RMS	34.7	-18.9	0	44.38	-	-	-	-	149	112	H

* - indicates frequency in CFR47 Pt 15 / IC RSS-Restricted Band
Pk - Peak detector
RMS - RMS detection

VERTICAL PEAK AND AVERAGE DATA

UL Korea, Ltd. Confidential
This report shall not be reproduced except in full, without the written approval of UL Korea, Ltd.

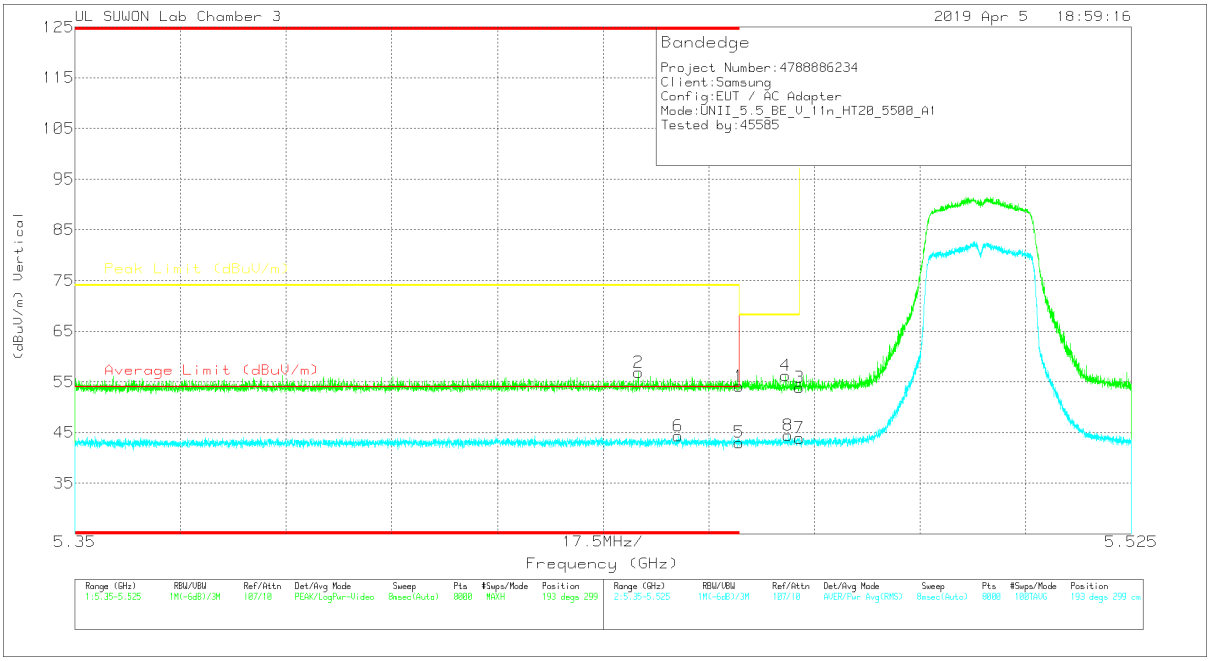

Trace Markers

Marker	Frequency (GHz)	Meter Reading (dBuV)	Det	3117_00205959	10dB[dB]	DC Corr (dB)	Corrected Reading (dBuV/m)	Average Limit (dBuV/m)	Margin (dB)	Peak Limit (dBuV/m)	PK Margin (dB)	Azimuth (Degs)	Height (cm)	Polarity
1	* 5.46	37.84	Pk	34.7	-18.4	0	54.14	-	-	74	-19.86	193	299	V
2	* 5.443	40.72	Pk	34.7	-18.5	0	56.92	-	-	74	-17.08	193	299	V
3	5.47	37.7	Pk	34.7	-18.5	0	53.9	-	-	68.2	-14.3	193	299	V
4	5.468	40.08	Pk	34.7	-18.5	0	56.28	-	-	68.2	-11.92	193	299	V
5	* 5.46	27.33	RMS	34.7	-19	0	43.03	54	-10.97	-	-	193	299	V
6	* 5.45	28.64	RMS	34.7	-19	0	44.34	54	-9.66	-	-	193	299	V
7	5.47	28.1	RMS	34.7	-18.9	0	43.9	-	-	-	-	193	299	V
8	5.468	28.71	RMS	34.7	-18.9	0	44.51	-	-	-	-	193	299	V

* - indicates frequency in CFR47 Pt 15 / IC RSS-Restricted Band
Pk - Peak detector
RMS - RMS detection

UL Korea, Ltd. Confidential
This report shall not be reproduced except in full, without the written approval of UL Korea, Ltd.

AUTHORIZED BANDEDGE (HIGH CHANNEL)

HORIZONTAL PEAK AND AVERAGE DATA

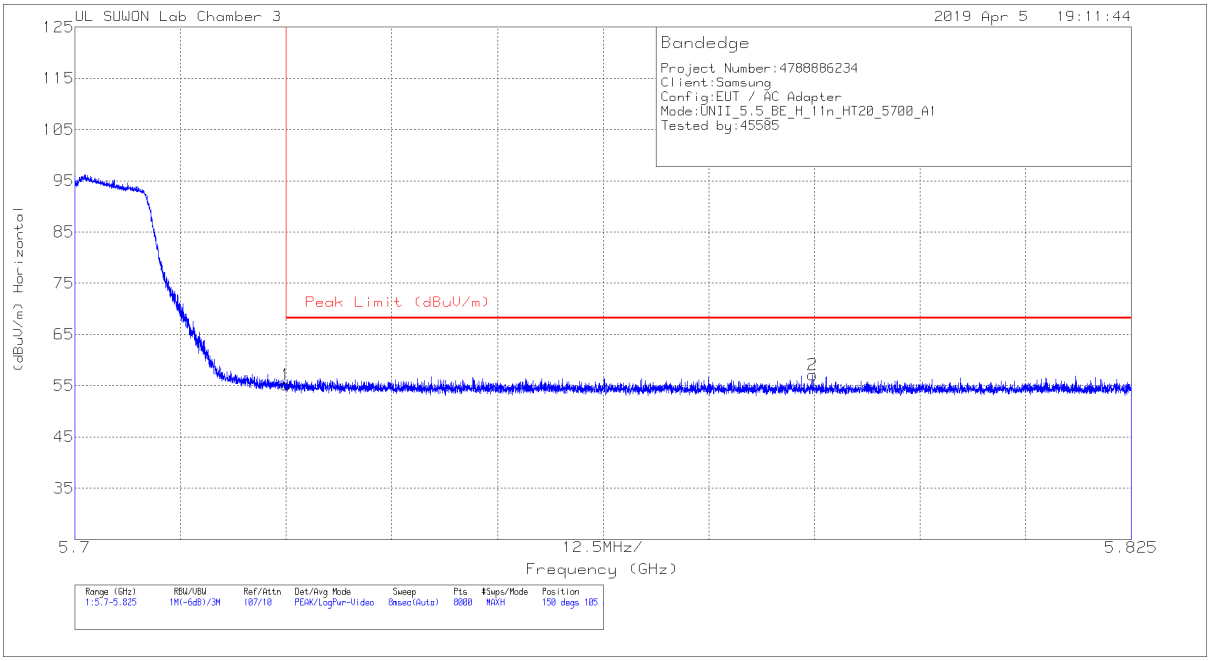

Trace Markers

Marker	Frequency (GHz)	Meter Reading (dBuV)	Det	3117_00205959	10dB[dB]	DC Corr (dB)	Corrected Reading (dBuV/m)	Peak Limit (dBuV/m)	PK Margin (dB)	Azimuth (Degs)	Height (cm)	Polarity
1	5.725	38.23	Pk	34.8	-17.9	0	55.13	68.2	-13.07	150	105	H
2	5.787	39.97	Pk	34.9	-17.8	0	57.07	68.2	-11.13	150	105	H

Pk - Peak detector

UL Korea, Ltd. Confidential
This report shall not be reproduced except in full, without the written approval of UL Korea, Ltd.

VERTICAL PEAK AND AVERAGE DATA

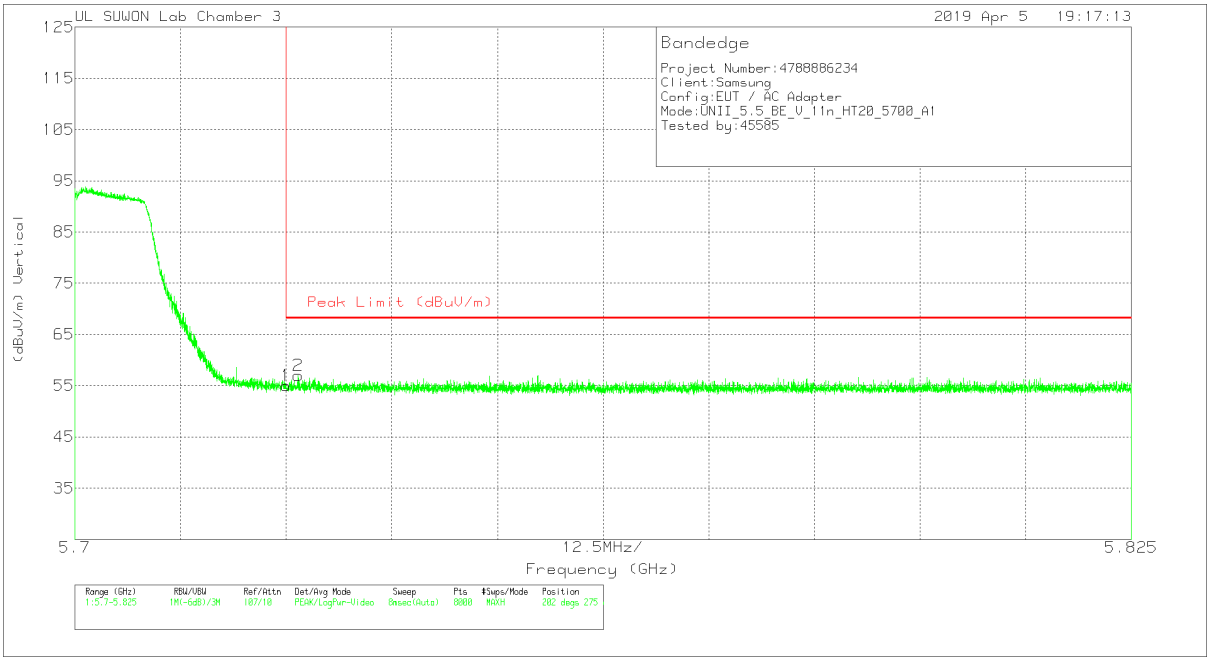

Trace Markers

Marker	Frequency (GHz)	Meter Reading (dBuV)	Det	3117_00205959	10dB[dB]	DC Corr (dB)	Corrected Reading (dBuV/m)	Peak Limit (dBuV/m)	PK Margin (dB)	Azimuth (Degs)	Height (cm)	Polarity
1	5.725	38.16	Pk	34.8	-17.9	0	55.06	68.2	-13.14	202	275	V
2	5.726	40.04	Pk	34.8	-17.9	0	56.94	68.2	-11.26	202	275	V

Pk - Peak detector

UL Korea, Ltd. Confidential
This report shall not be reproduced except in full, without the written approval of UL Korea, Ltd.

HARMONICS AND SPURIOUS EMISSIONS

LOW CHANNEL HORIZONTAL

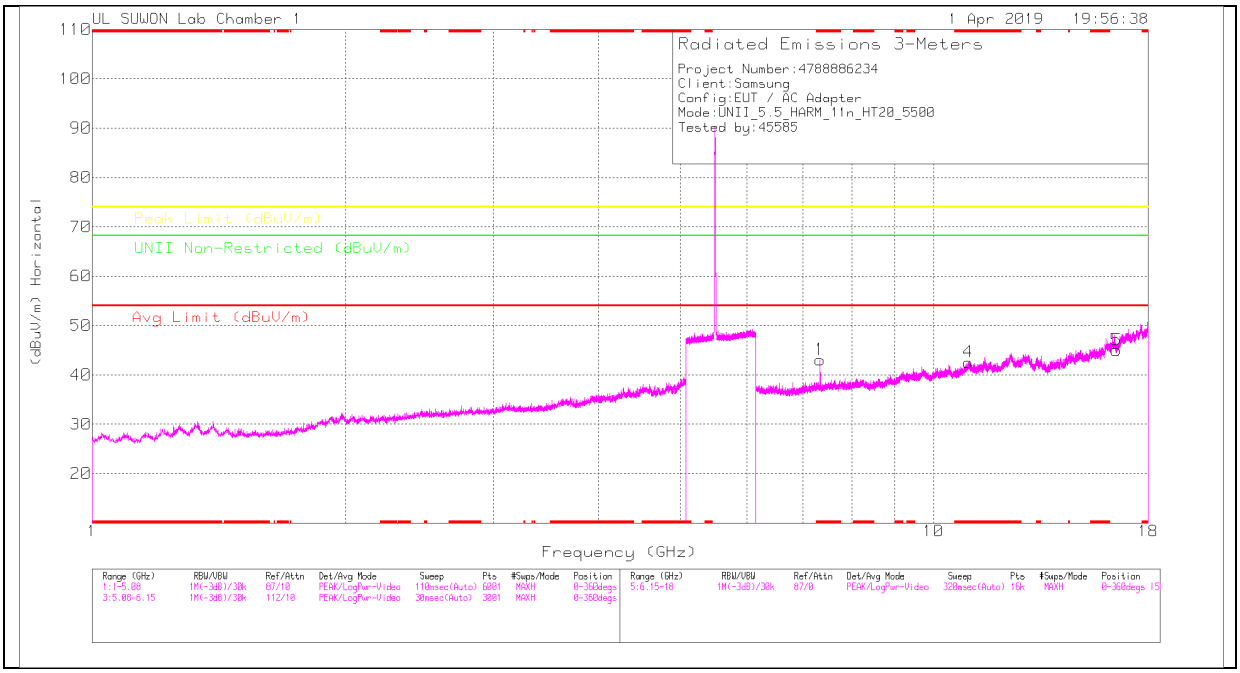

LOW CHANNEL VERTICAL

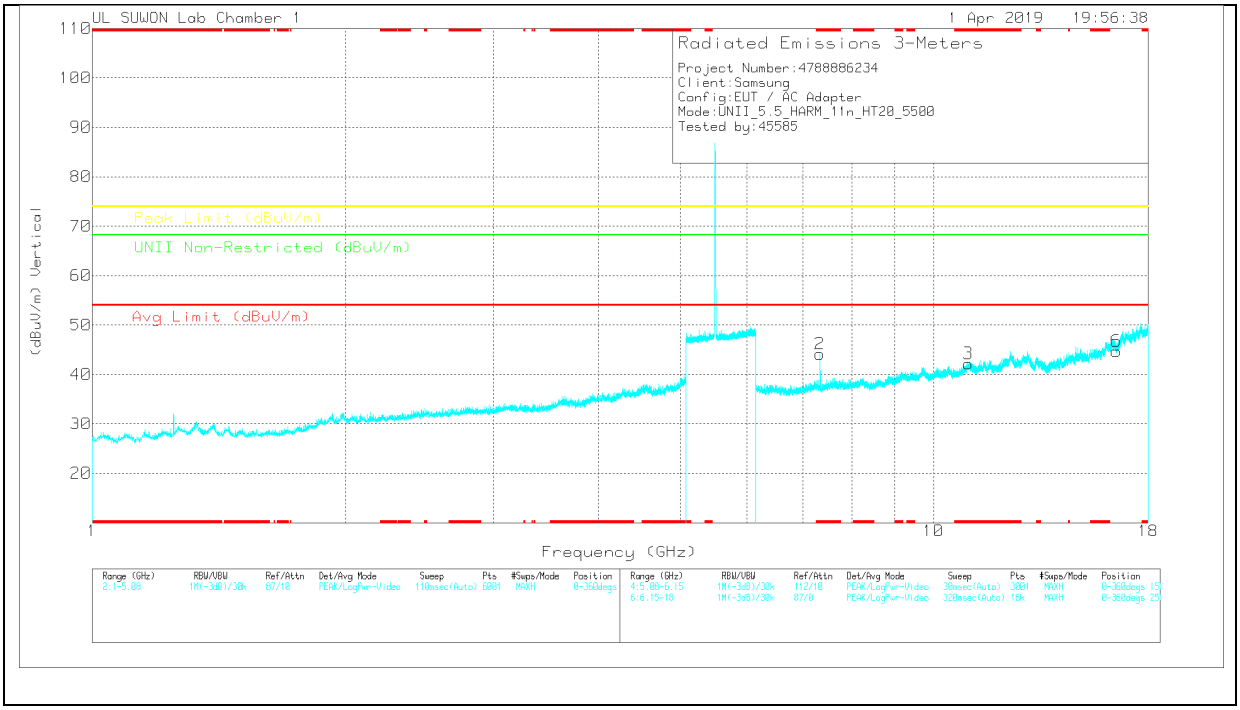

Note: Emission was scanned up to 40GHz; No emissions were detected above the noise floor which was at least 20dB below the specification limit.

UL Korea, Ltd. Confidential
This report shall not be reproduced except in full, without the written approval of UL Korea, Ltd.

LOW CHANNEL DATA

Trace Markers

Marker	Frequency (GHz)	Meter Reading (dBuV)	Det	3117_00168717	6GHz_HP[dB]	DC Corr (dB)	Corrected Reading (dBuV/m)	Avg Limit (dBuV/m)	Margin (dB)	Peak Limit (dBuV/m)	Margin (dB)	UNII Non-Restricted (dBuV/m)	Margin (dB)	Azimuth (Degs)	Height (cm)	Polarity
1	* 7.333	34.48	PK	35.8	-27.2	0	43.08	-	-	74	-30.92	-	-	0-360	150	H
4	* 10.998	25.98	PK	38.2	-21.6	0	42.58	-	-	74	-31.42	-	-	0-360	150	H
5	16.5	23.63	PK	40.9	-19.5	0	45.03	-	-	-	-	68.2	-23.17	0-360	150	H
2	* 7.333	35.54	PK	35.8	-27.2	0	44.14	-	-	74	-29.86	-	-	0-360	150	V
3	* 11.002	25.59	PK	38.2	-21.6	0	42.19	-	-	74	-31.81	-	-	0-360	250	V
6	16.5	23.34	PK	40.9	-19.5	0	44.74	-	-	-	-	68.2	-23.46	0-360	150	V

* - indicates frequency in CFR47 Pt 15 / IC RSS-Restricted Band
PK – Peak Detector

Radiated Emissions

Frequency (GHz)	Meter Reading (dBuV)	Det	3117_00168717	6GHz_HP[dB]	DC Corr (dB)	Corrected Reading (dBuV/m)	Avg Limit (dBuV/m)	Margin (dB)	Peak Limit (dBuV/m)	Margin (dB)	UNII Non-Restricted (dBuV/m)	Margin (dB)	Azimuth (Degs)	Height (cm)	Polarity
* 7.333	42.29	PK-U	35.8	-27.2	0	50.89	-	-	74	-23.11	-	-	107	109	H
* 7.333	34.69	ADR	35.8	-27.2	0	43.29	54	-10.71	-	-	-	-	107	109	H
* 7.333	43.09	PK-U	35.8	-27.2	0	51.69	-	-	74	-22.31	-	-	286	100	V
* 7.333	36.73	ADR	35.8	-27.2	0	45.33	54	-8.67	-	-	-	-	286	100	V

* - indicates frequency in CFR47 Pt 15 / IC RSS-Restricted Band
PK-U - U-NII: Maximum Peak
ADR - U-NII AD primary method, RMS average

UL Korea, Ltd. Confidential
This report shall not be reproduced except in full, without the written approval of UL Korea, Ltd.

MID CHANNEL HORIZONTAL

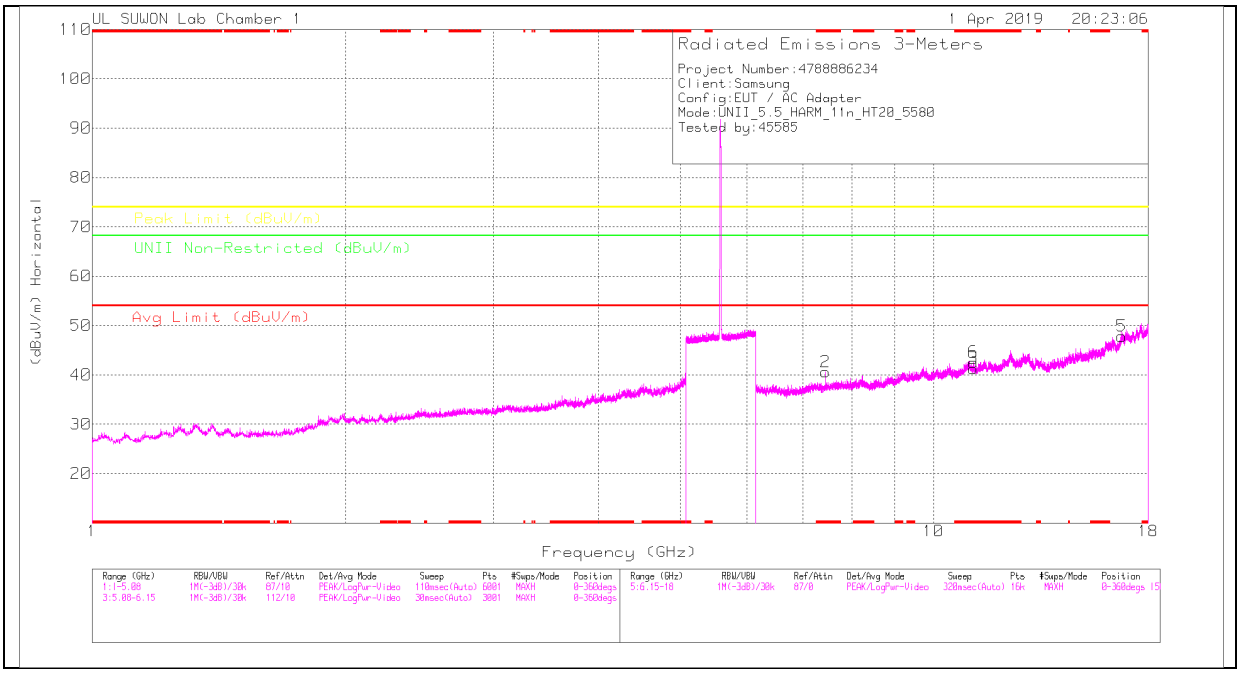

MID CHANNEL VERTICAL

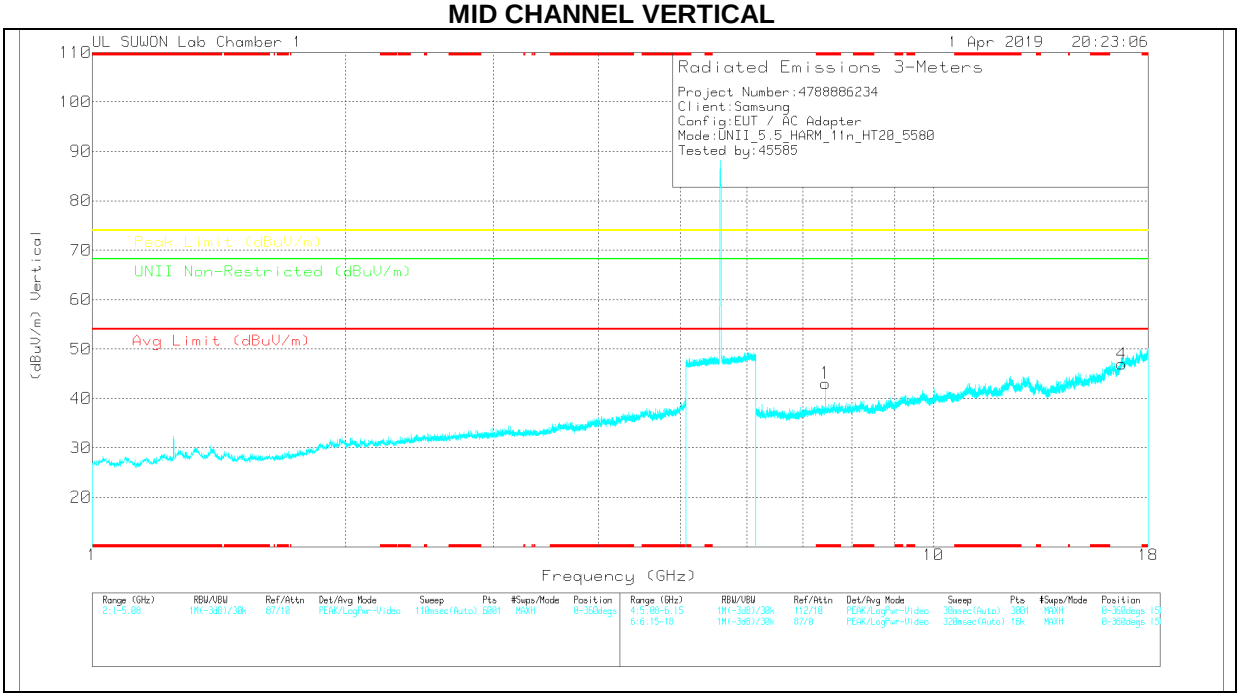

Note: Emission was scanned up to 40GHz; No emissions were detected above the noise floor which was at least 20dB below the specification limit.

UL Korea, Ltd. Confidential
This report shall not be reproduced except in full, without the written approval of UL Korea, Ltd.

MID CHANNEL DATA

Trace Markers

Marker	Frequency (GHz)	Meter Reading (dBuV)	Det	3117_00168717	6GHz_HP[dB]	DC Corr (dB)	Corrected Reading (dBuV/m)	Avg Limit (dBuV/m)	Margin (dB)	Peak Limit (dBuV/m)	Margin (dB)	UNII Non-Restricted (dBuV/m)	Margin (dB)	Azimuth (Degs)	Height (cm)	Polarity
2	* 7.439	32.08	PK	35.8	-27.3	0	40.58	-	-	74	-33.42	-	-	0-360	150	H
3	* 11.156	25.39	PK	38.3	-22.4	0	41.29	-	-	74	-32.71	-	-	0-360	150	H
5	16.739	23.82	PK	41.3	-17.3	0	47.82	-	-	-	-	68.2	-20.38	0-360	150	H
6	* 11.158	26.67	PK	38.3	-22.4	0	42.57	-	-	74	-31.43	-	-	0-360	150	H
1	* 7.439	34.58	PK	35.8	-27.3	0	43.08	-	-	74	-30.92	-	-	0-360	150	V
4	16.738	22.96	PK	41.3	-17.3	0	46.96	-	-	-	-	68.2	-21.24	0-360	150	V

* - indicates frequency in CFR47 Pt 15 / IC RSS-Restricted Band
PK – Peak Detector

Radiated Emissions

Frequency (GHz)	Meter Reading (dBuV)	Det	3117_00168717	6GHz_HP[dB]	DC Corr (dB)	Corrected Reading (dBuV/m)	Avg Limit (dBuV/m)	Margin (dB)	Peak Limit (dBuV/m)	Margin (dB)	UNII Non-Restricted (dBuV/m)	Margin (dB)	Azimuth (Degs)	Height (cm)	Polarity
* 7.44	40.43	PK-U	35.8	-27.4	0	48.83	-	-	74	-25.17	-	-	107	110	H
* 7.44	29.76	ADR	35.8	-27.4	0	38.16	54	-15.84	-	-	-	-	107	110	H
* 7.44	42.83	PK-U	35.8	-27.4	0	51.23	-	-	74	-22.77	-	-	286	100	V
* 7.44	35.97	ADR	35.8	-27.4	0	44.37	54	-9.63	-	-	-	-	286	100	V

* - indicates frequency in CFR47 Pt 15 / IC RSS-Restricted Band
PK-U - U-NII: Maximum Peak
ADR - U-NII AD primary method, RMS average

UL Korea, Ltd. Confidential
This report shall not be reproduced except in full, without the written approval of UL Korea, Ltd.

HIGH CHANNEL HORIZONTAL

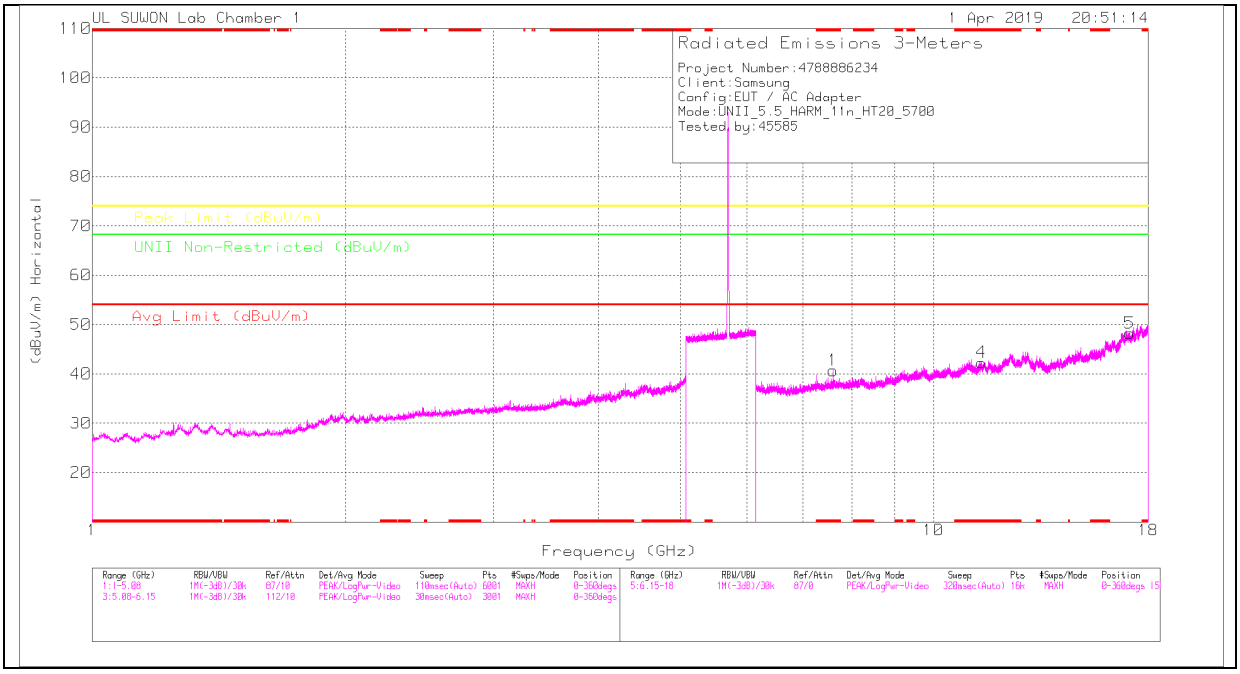

HIGH CHANNEL VERTICAL

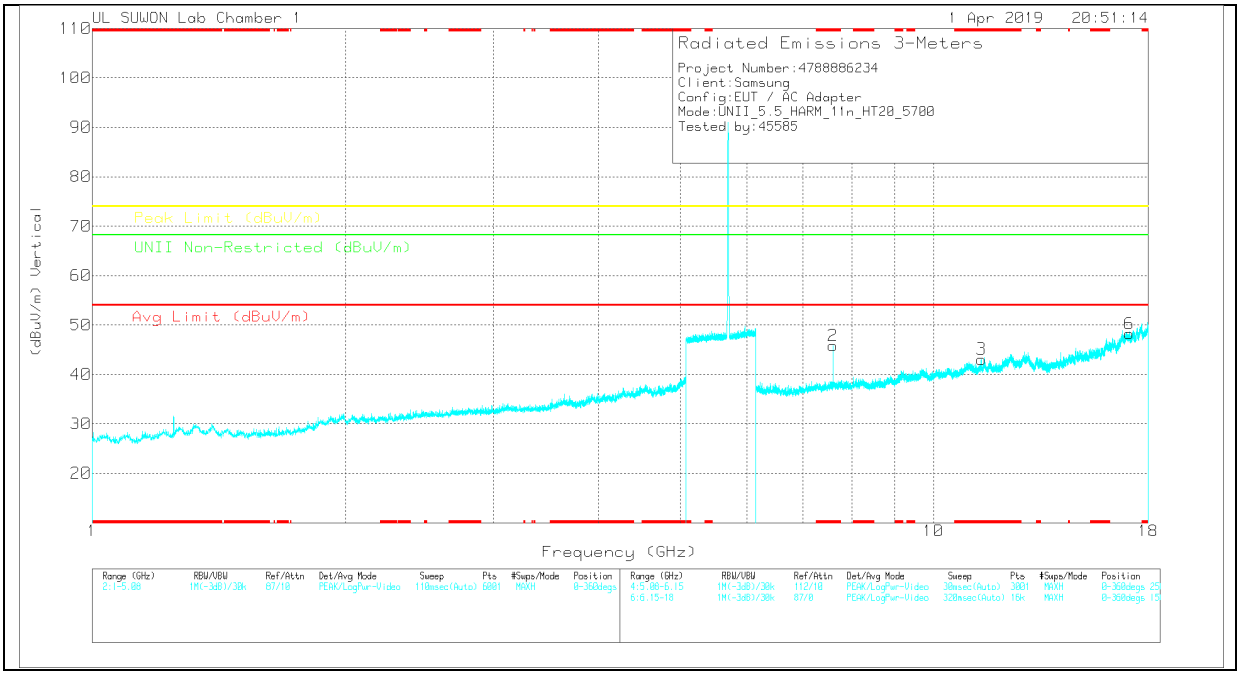

Note: Emission was scanned up to 40GHz; No emissions were detected above the noise floor which was at least 20dB below the specification limit.

UL Korea, Ltd. Confidential
This report shall not be reproduced except in full, without the written approval of UL Korea, Ltd.

HIGH CHANNEL DATA

Trace Markers

Marker	Frequency (GHz)	Meter Reading (dBuV)	Det	3117_00168717	6GHz_HP[dB]	DC Corr (dB)	Corrected Reading (dBuV/m)	Avg Limit (dBuV/m)	Margin (dB)	Peak Limit (dBuV/m)	Margin (dB)	UNII Non-Restricted (dBuV/m)	Margin (dB)	Azimuth (Degs)	Height (cm)	Polarity
1	* 7.599	31.4	PK	35.8	-26.5	0	40.7	-	-	74	-33.3	-	-	0-360	250	H
4	* 11.4	26.31	PK	38.4	-22.4	0	42.31	-	-	74	-31.69	-	-	0-360	150	H
5	17.105	23.93	PK	41.6	-17.3	0	48.23	-	-	-	-	68.2	-19.97	0-360	150	H
2	* 7.599	36.52	PK	35.8	-26.5	0	45.82	-	-	74	-28.18	-	-	0-360	150	V
3	* 11.404	26.98	PK	38.5	-22.4	0	43.08	-	-	74	-30.92	-	-	0-360	150	V
6	17.099	23.82	PK	41.6	-17.2	0	48.22	-	-	-	-	68.2	-19.98	0-360	250	V

* - indicates frequency in CFR47 Pt 15 / IC RSS-Restricted Band
PK – Peak Detector

Radiated Emissions

Frequency (GHz)	Meter Reading (dBuV)	Det	3117_00168717	6GHz_HP[dB]	DC Corr (dB)	Corrected Reading (dBuV/m)	Avg Limit (dBuV/m)	Margin (dB)	Peak Limit (dBuV/m)	Margin (dB)	UNII Non-Restricted (dBuV/m)	Margin (dB)	Azimuth (Degs)	Height (cm)	Polarity
* 7.6	40.12	PK-U	35.8	-26.5	0	49.42	-	-	74	-24.58	-	-	107	110	H
* 7.6	29.31	ADR	35.8	-26.5	0	38.61	54	-15.39	-	-	-	-	107	110	H
* 7.6	42.63	PK-U	35.8	-26.5	0	51.93	-	-	74	-22.07	-	-	286	100	V
* 7.6	35.95	ADR	35.8	-26.5	0	45.25	54	-8.75	-	-	-	-	286	100	V

* - indicates frequency in CFR47 Pt 15 / IC RSS-Restricted Band
PK-U - U-NII: Maximum Peak
ADR - U-NII AD primary method, RMS average

UL Korea, Ltd. Confidential
This report shall not be reproduced except in full, without the written approval of UL Korea, Ltd.

11.3.6.TX ABOVE 1GHz 802.11n HT20 1Tx ANT2 IN THE 5.5GHz BAND RESTRICTED BANDEDGE (LOW CHANNEL)

HORIZONTAL PEAK AND AVERAGE DATA

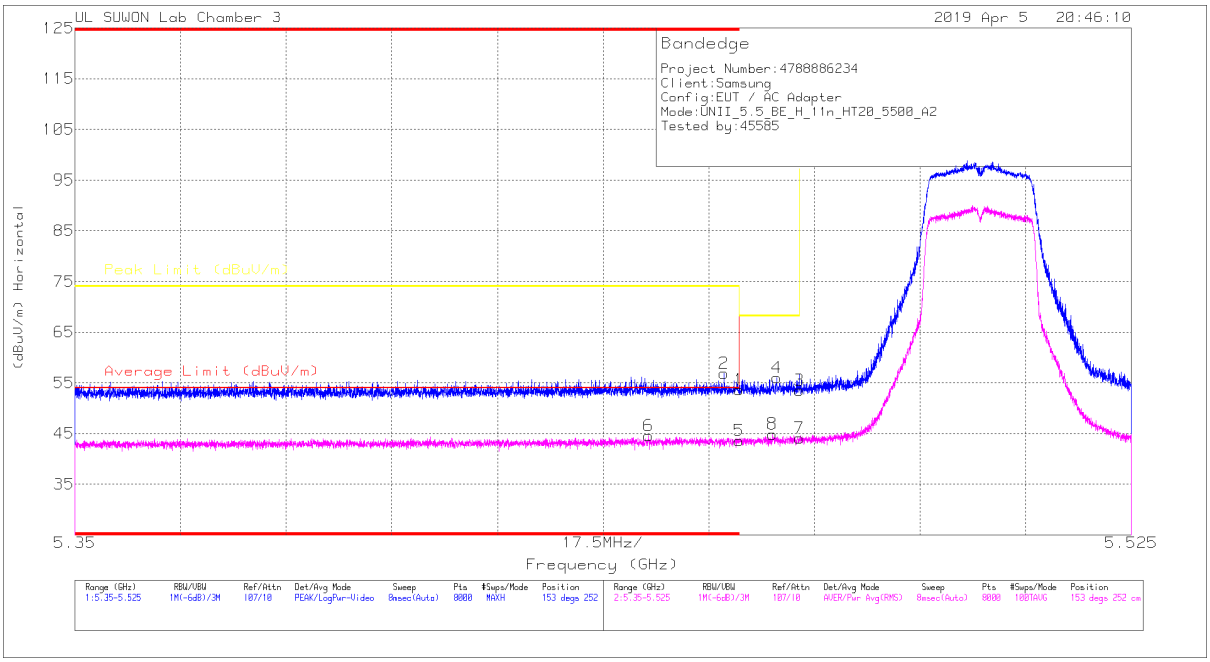

Trace Markers

Marker	Frequency (GHz)	Meter Reading (dBuV)	Det	3117_00205959	10dB[dB]	DC Corr (dB)	Corrected Reading (dBuV/m)	Average Limit (dBuV/m)	Margin (dB)	Peak Limit (dBuV/m)	PK Margin (dB)	Azimuth (Degs)	Height (cm)	Polarity
1	* 5.46	37.29	Pk	34.7	-18.4	0	53.59	-	-	74	-20.41	153	252	H
2	* 5.458	40.67	Pk	34.7	-18.5	0	56.87	-	-	74	-17.13	153	252	H
3	5.47	37.31	Pk	34.7	-18.5	0	53.51	-	-	68.2	-14.69	153	252	H
4	5.466	39.75	Pk	34.7	-18.5	0	55.95	-	-	68.2	-12.25	153	252	H
5	* 5.46	27.89	RMS	34.7	-19	0	43.59	54	-10.41	-	-	153	252	H
6	* 5.445	28.93	RMS	34.7	-19	0	44.63	54	-9.37	-	-	153	252	H
7	5.47	28.23	RMS	34.7	-18.9	0	44.03	-	-	-	-	153	252	H
8	5.466	29.09	RMS	34.7	-18.9	0	44.89	-	-	-	-	153	252	H

* - indicates frequency in CFR47 Pt 15 / IC RSS-Restricted Band
Pk - Peak detector
RMS - RMS detection

UL Korea, Ltd. Confidential
This report shall not be reproduced except in full, without the written approval of UL Korea, Ltd.

VERTICAL PEAK AND AVERAGE DATA

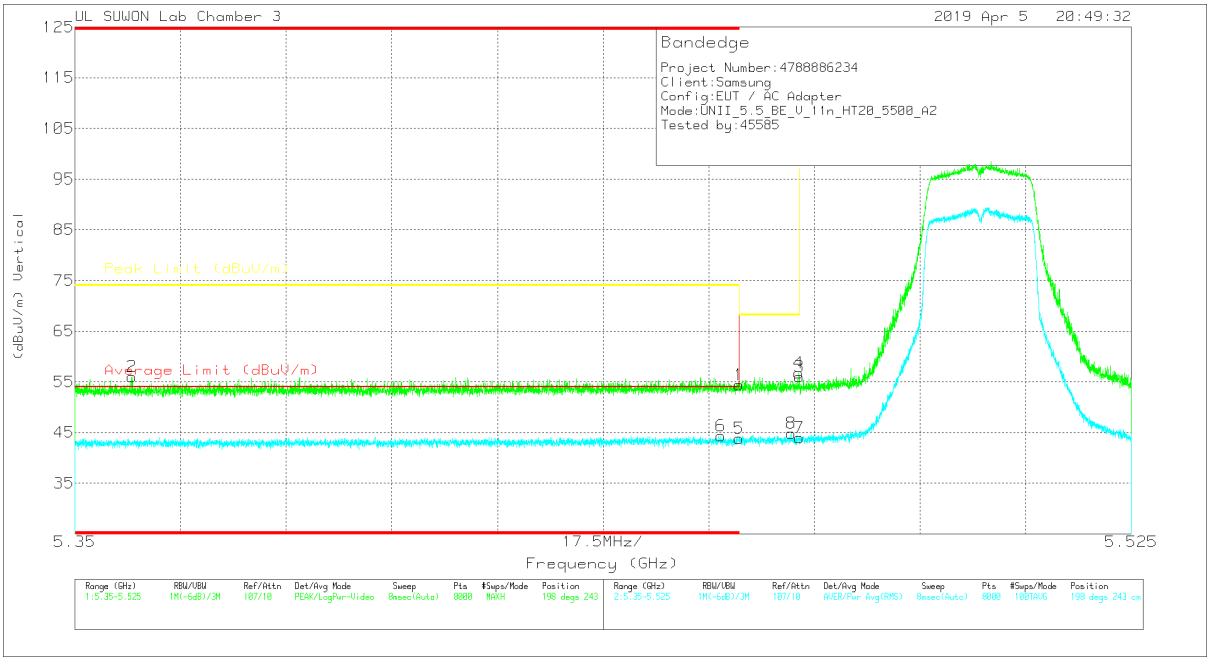

Trace Markers

Marker	Frequency (GHz)	Meter Reading (dBuV)	Det	3117_00205959	10dB[dB]	DC Corr (dB)	Corrected Reading (dBuV/m)	Average Limit (dBuV/m)	Margin (dB)	Peak Limit (dBuV/m)	PK Margin (dB)	Azimuth (Degs)	Height (cm)	Polarity
1	* 5.46	38.12	Pk	34.7	-18.4	0	54.42	-	-	74	-19.58	198	243	V
2	* 5.359	39.98	Pk	34.7	-18.7	0	55.98	-	-	74	-18.02	198	243	V
3	5.47	39.77	Pk	34.7	-18.5	0	55.97	-	-	68.2	-12.23	198	243	V
4	5.47	40.57	Pk	34.7	-18.5	0	56.77	-	-	68.2	-11.43	198	243	V
5	* 5.46	28.11	RMS	34.7	-19	0	43.81	54	-10.19	-	-	198	243	V
6	* 5.457	28.64	RMS	34.7	-19	0	44.34	54	-9.66	-	-	198	243	V
7	5.47	28.16	RMS	34.7	-18.9	0	43.96	-	-	-	-	198	243	V
8	5.469	29	RMS	34.7	-18.9	0	44.8	-	-	-	-	198	243	V

* - indicates frequency in CFR47 Pt 15 / IC RSS-Restricted Band
Pk - Peak detector
RMS - RMS detection

UL Korea, Ltd. Confidential
This report shall not be reproduced except in full, without the written approval of UL Korea, Ltd.

AUTHORIZED BANDEDGE (HIGH CHANNEL)

HORIZONTAL PEAK AND AVERAGE DATA

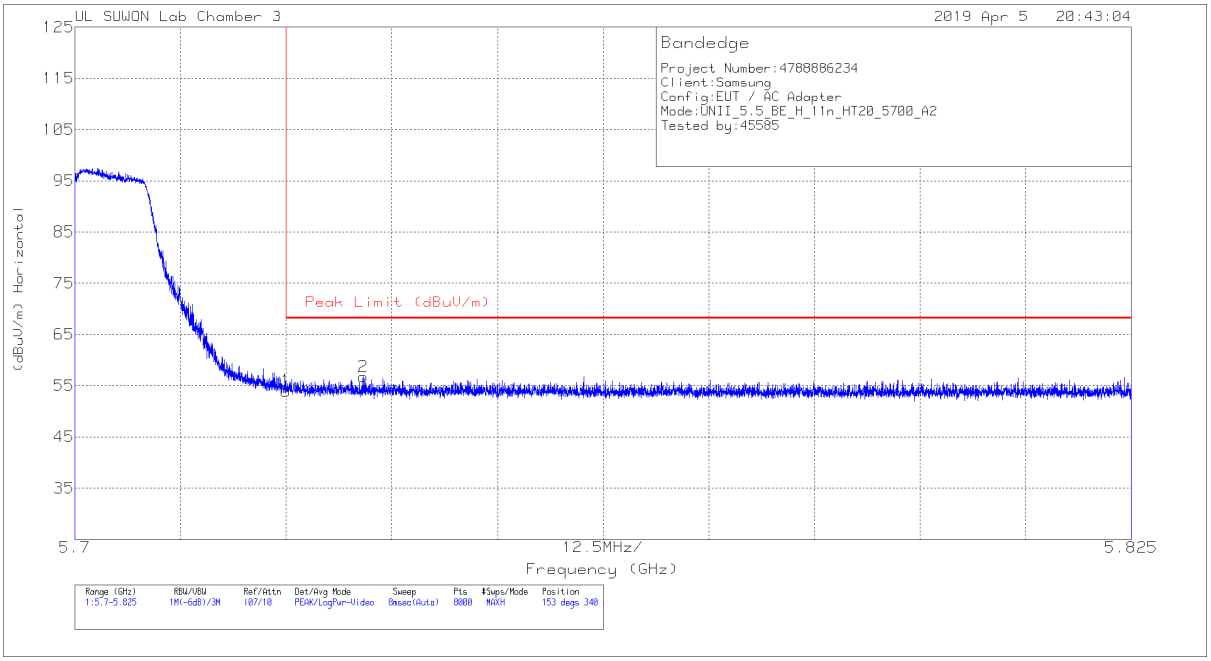

Trace Markers

Marker	Frequency (GHz)	Meter Reading (dBuV)	Det	3117_00205959	10dB[dB]	DC Corr (dB)	Corrected Reading (dBuV/m)	Peak Limit (dBuV/m)	PK Margin (dB)	Azimuth (Degs)	Height (cm)	Polarity
1	5.725	37.09	Pk	34.8	-17.9	0	53.99	68.2	-14.21	153	340	H
2	5.734	39.89	Pk	34.8	-17.9	0	56.79	68.2	-11.41	153	340	H

Pk - Peak detector

UL Korea, Ltd. Confidential
This report shall not be reproduced except in full, without the written approval of UL Korea, Ltd.

VERTICAL PEAK AND AVERAGE DATA

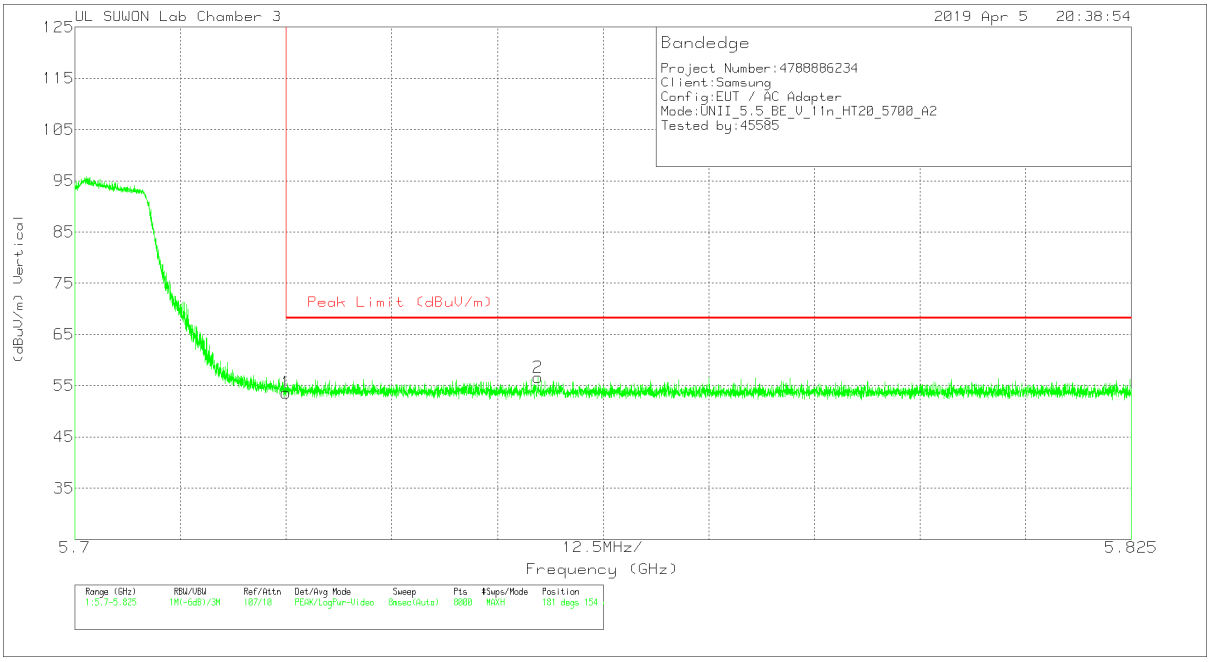

Trace Markers

Marker	Frequency (GHz)	Meter Reading (dBuV)	Det	3117_00205959	10dB[dB]	DC Corr (dB)	Corrected Reading (dBuV/m)	Peak Limit (dBuV/m)	PK Margin (dB)	Azimuth (Degs)	Height (cm)	Polarity
1	5.725	36.72	Pk	34.8	-17.9	0	53.62	68.2	-14.58	181	154	V
2	5.755	39.58	Pk	34.8	-17.8	0	56.58	68.2	-11.62	181	154	V

Pk - Peak detector

UL Korea, Ltd. Confidential
This report shall not be reproduced except in full, without the written approval of UL Korea, Ltd.

HARMONICS AND SPURIOUS EMISSIONS

LOW CHANNEL HORIZONTAL

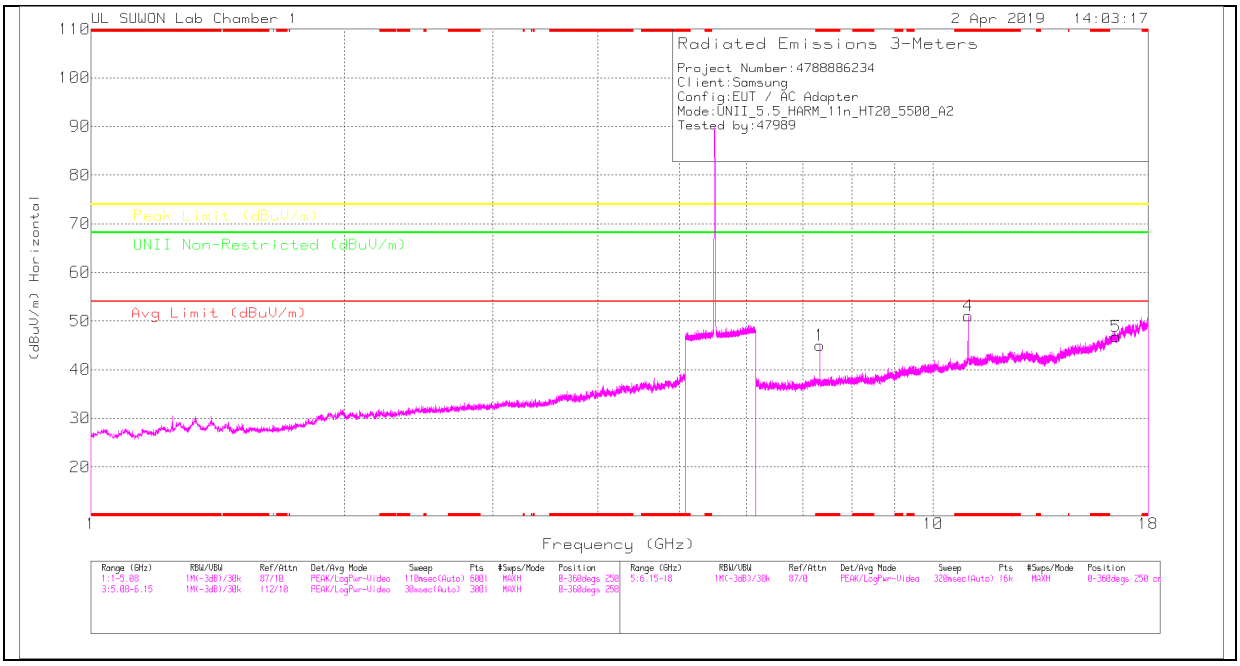

LOW CHANNEL VERTICAL

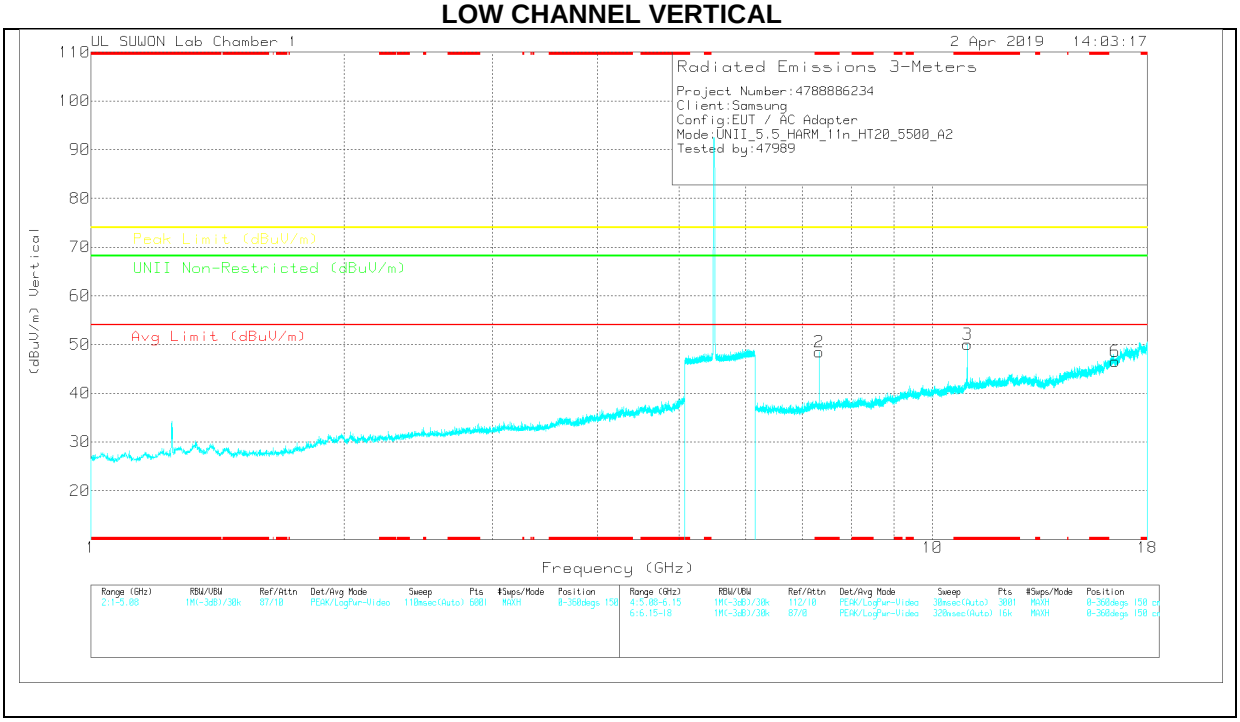

Note: Emission was scanned up to 40GHz; No emissions were detected above the noise floor which was at least 20dB below the specification limit.

UL Korea, Ltd. Confidential
This report shall not be reproduced except in full, without the written approval of UL Korea, Ltd.

LOW CHANNEL DATA

Trace Markers

Marker	Frequency (GHz)	Meter Reading (dBuV)	Det	3117_00168717	6GHz_HP[dB]	DC Corr (dB)	Corrected Reading (dBuV/m)	Avg Limit (dBuV/m)	Margin (dB)	Peak Limit (dBuV/m)	Margin (dB)	UNII Non-Restricted (dBuV/m)	Margin (dB)	Azimuth (Degs)	Height (cm)	Polarity
1	* 7.333	36.39	PK	35.8	-27.2	0	44.99	-	-	74	-29.01	-	-	0-360	250	H
4	* 11	34.51	PK	38.2	-21.6	0	51.11	-	-	74	-22.89	-	-	0-360	150	H
5	16.494	25.31	PK	40.9	-19.4	0	46.81	-	-	-	-	68.2	-21.39	0-360	150	H
2	* 7.333	39.89	PK	35.8	-27.2	0	48.49	-	-	74	-25.51	-	-	0-360	150	V
3	* 11	33.43	PK	38.2	-21.6	0	50.03	-	-	74	-23.97	-	-	0-360	150	V
6	16.497	25.15	PK	40.9	-19.5	0	46.55	-	-	-	-	68.2	-21.65	0-360	150	V

* - indicates frequency in CFR47 Pt 15 / IC RSS-Restricted Band

PK – Peak Detector

Radiated Emissions

Frequency (GHz)	Meter Reading (dBuV)	Det	3117_00168717	6GHz_HP[dB]	DC Corr (dB)	Corrected Reading (dBuV/m)	Avg Limit (dBuV/m)	Margin (dB)	Peak Limit (dBuV/m)	Margin (dB)	UNII Non-Restricted (dBuV/m)	Margin (dB)	Azimuth (Degs)	Height (cm)	Polarity
* 7.333	42.8	PK-U	35.8	-27.2	0	51.4	-	-	74	-22.6	-	-	216	158	H
* 7.333	36.13	ADR	35.8	-27.2	0	44.73	54	-9.27	-	-	-	-	216	158	H
* 7.333	44.75	PK-U	35.8	-27.2	0	53.35	-	-	74	-20.65	-	-	172	164	V
* 7.333	39.75	ADR	35.8	-27.2	0	48.35	54	-5.65	-	-	-	-	172	164	V
* 10.998	43.11	PK-U	38.2	-21.6	0	59.71	-	-	74	-14.29	-	-	199	147	V
* 11	32.21	ADR	38.2	-21.6	0	48.81	54	-5.19	-	-	-	-	199	147	V
* 11	43.57	PK-U	38.2	-21.6	0	60.17	-	-	74	-13.83	-	-	223	175	H
* 11	34.19	ADR	38.2	-21.6	0	50.79	54	-3.21	-	-	-	-	223	175	H

* - indicates frequency in CFR47 Pt 15 / IC RSS-Restricted Band

PK-U - U-NII: Maximum Peak

ADR - U-NII AD primary method, RMS average

UL Korea, Ltd. Confidential
This report shall not be reproduced except in full, without the written approval of UL Korea, Ltd.

MID CHANNEL HORIZONTAL

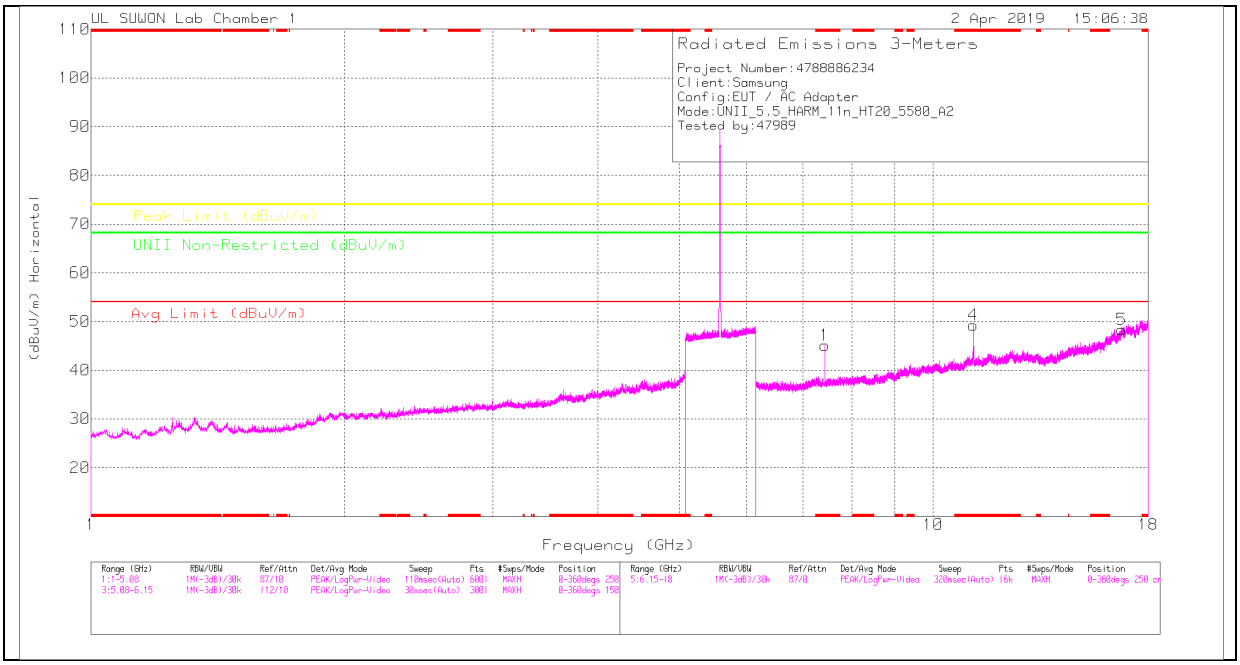

MID CHANNEL VERTICAL

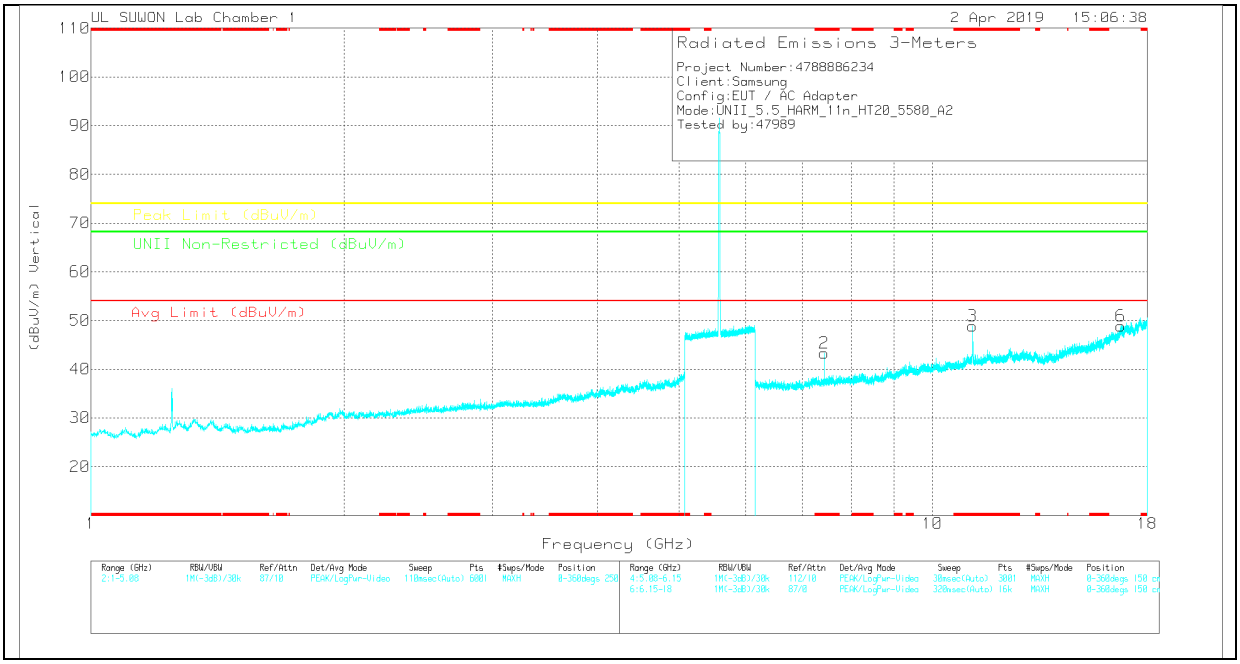

Note: Emission was scanned up to 40GHz; No emissions were detected above the noise floor which was at least 20dB below the specification limit.

UL Korea, Ltd. Confidential
This report shall not be reproduced except in full, without the written approval of UL Korea, Ltd.

MID CHANNEL DATA

Trace Markers

Marker	Frequency (GHz)	Meter Reading (dBuV)	Det	3117_00168717	6GHz_HP[dB]	DC Corr (dB)	Corrected Reading (dBuV/m)	Avg Limit (dBuV/m)	Margin (dB)	Peak Limit (dBuV/m)	Margin (dB)	UNII Non-Restricted (dBuV/m)	Margin (dB)	Azimuth (Degs)	Height (cm)	Polarity
1	* 7.439	36.63	PK	35.8	-27.3	0	45.13	-	-	74	-28.87	-	-	0-360	150	H
4	* 11.16	33.3	PK	38.3	-22.4	0	49.2	-	-	74	-24.8	-	-	0-360	250	H
5	16.746	24.25	PK	41.3	-17.2	0	48.35	-	-	-	-	68.2	-19.85	0-360	150	H
2	* 7.439	34.77	PK	35.8	-27.3	0	43.27	-	-	74	-30.73	-	-	0-360	150	V
3	* 11.16	32.98	PK	38.3	-22.4	0	48.88	-	-	74	-25.12	-	-	0-360	150	V
6	16.745	24.82	PK	41.3	-17.3	0	48.82	-	-	-	-	68.2	-19.38	0-360	150	V

* - indicates frequency in CFR47 Pt 15 / IC RSS-Restricted Band
PK – Peak Detector

Radiated Emissions

Frequency (GHz)	Meter Reading (dBuV)	Det	3117_00168717	6GHz_HP[dB]	DC Corr (dB)	Corrected Reading (dBuV/m)	Avg Limit (dBuV/m)	Margin (dB)	Peak Limit (dBuV/m)	Margin (dB)	UNII Non-Restricted (dBuV/m)	Margin (dB)	Azimuth (Degs)	Height (cm)	Polarity
* 7.44	43.55	PK-U	35.8	-27.4	0	51.95	-	-	74	-22.05	-	-	203	362	H
* 7.44	36.63	ADR	35.8	-27.4	0	45.03	54	-8.97	-	-	-	-	203	362	H
* 7.44	43.17	PK-U	35.8	-27.3	0	51.67	-	-	74	-22.33	-	-	194	400	V
* 7.44	34.5	ADR	35.8	-27.4	0	42.9	54	-11.1	-	-	-	-	194	400	V
* 11.16	40.46	PK-U	38.3	-22.4	0	56.36	-	-	74	-17.64	-	-	211	156	V
* 11.16	30.17	ADR	38.3	-22.4	0	46.07	54	-7.93	-	-	-	-	211	156	V
* 11.161	43.44	PK-U	38.3	-22.4	0	59.34	-	-	74	-14.66	-	-	222	167	H
* 11.16	33.46	ADR	38.3	-22.4	0	49.36	54	-4.64	-	-	-	-	222	167	H

* - indicates frequency in CFR47 Pt 15 / IC RSS-Restricted Band
PK-U - U-NII: Maximum Peak
ADR - U-NII AD primary method, RMS average

UL Korea, Ltd. Confidential
This report shall not be reproduced except in full, without the written approval of UL Korea, Ltd.

HIGH CHANNEL HORIZONTAL

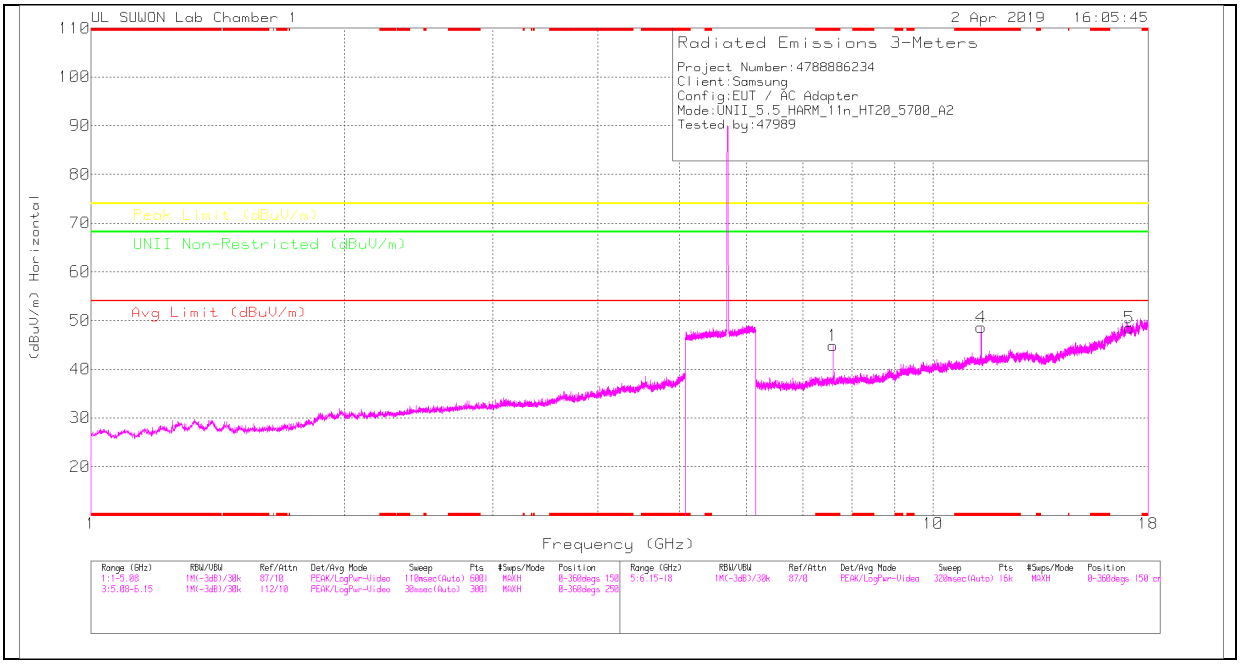

HIGH CHANNEL VERTICAL

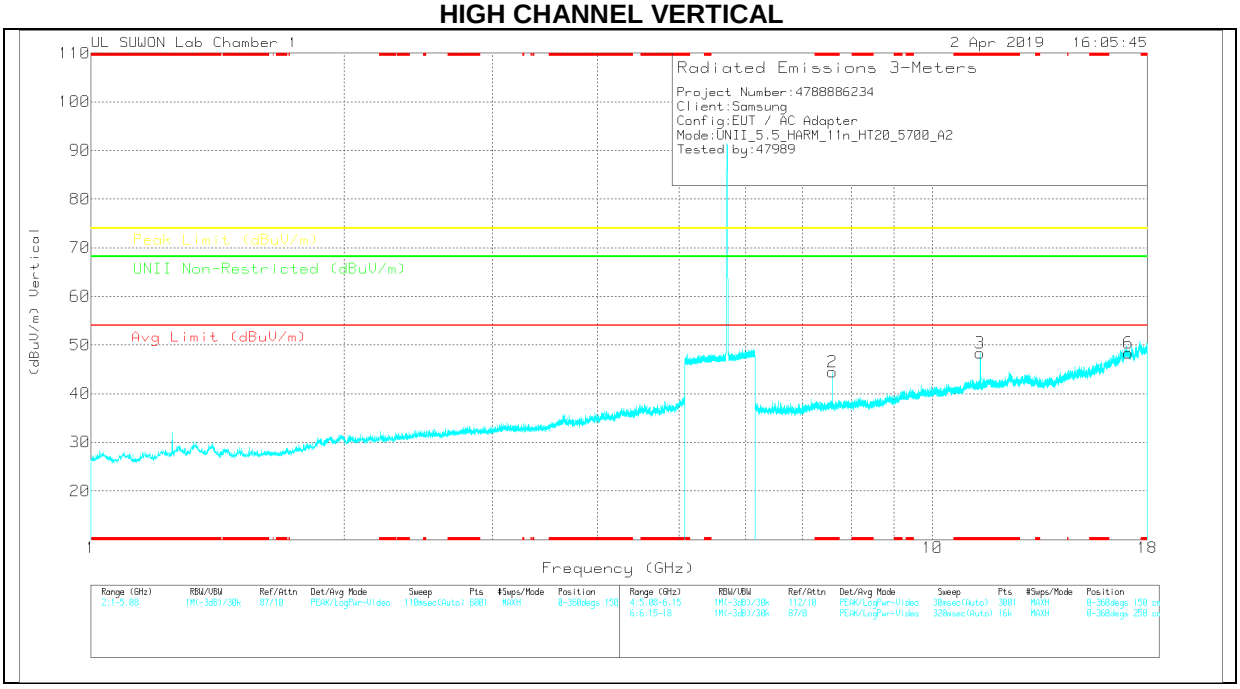

Note: Emission was scanned up to 40GHz; No emissions were detected above the noise floor which was at least 20dB below the specification limit.

UL Korea, Ltd. Confidential
This report shall not be reproduced except in full, without the written approval of UL Korea, Ltd.

HIGH CHANNEL DATA

Trace Markers

Marker	Frequency (GHz)	Meter Reading (dBuV)	Det	3117_00168717	6GHz_HP[dB]	DC Corr (dB)	Corrected Reading (dBuV/m)	Avg Limit (dBuV/m)	Margin (dB)	Peak Limit (dBuV/m)	Margin (dB)	UNII Non-Restricted (dBuV/m)	Margin (dB)	Azimuth (Degs)	Height (cm)	Polarity
1	* 7.599	35.57	PK	35.8	-26.5	0	44.87	-	-	74	-29.13	-	-	0-360	150	H
4	* 11.4	32.58	PK	38.4	-22.4	0	48.58	-	-	74	-25.42	-	-	0-360	150	H
5	17.093	24.13	PK	41.6	-17.2	0	48.53	-	-	-	-	68.2	-19.67	0-360	150	H
2	* 7.599	35.16	PK	35.8	-26.5	0	44.46	-	-	74	-29.54	-	-	0-360	150	V
3	* 11.394	32.3	PK	38.4	-22.3	0	48.4	-	-	74	-25.6	-	-	0-360	150	V
6	17.096	23.89	PK	41.6	-17.2	0	48.29	-	-	-	-	68.2	-19.91	0-360	150	V

* - indicates frequency in CFR47 Pt 15 / IC RSS-Restricted Band
PK – Peak Detector

Radiated Emissions

Frequency (GHz)	Meter Reading (dBuV)	Det	3117_00168717	6GHz_HP[dB]	DC Corr (dB)	Corrected Reading (dBuV/m)	Avg Limit (dBuV/m)	Margin (dB)	Peak Limit (dBuV/m)	Margin (dB)	UNII Non-Restricted (dBuV/m)	Margin (dB)	Azimuth (Degs)	Height (cm)	Polarity
* 7.6	42.47	PK-U	35.8	-26.5	0	51.77	-	-	74	-22.23	-	-	206	375	H
* 7.6	36.22	ADR	35.8	-26.5	0	45.52	54	-8.48	-	-	-	-	206	375	H
* 7.6	41.95	PK-U	35.8	-26.5	0	51.25	-	-	74	-22.75	-	-	213	157	V
* 7.6	35.13	ADR	35.8	-26.5	0	44.43	54	-9.57	-	-	-	-	213	157	V
* 11.4	44.68	PK-U	38.5	-22.4	0	60.78	-	-	74	-13.22	-	-	173	166	V
* 11.4	32.23	ADR	38.4	-22.4	0	48.23	54	-5.77	-	-	-	-	173	166	V
* 11.4	43.35	PK-U	38.4	-22.4	0	59.35	-	-	74	-14.65	-	-	223	160	H
* 11.4	32.09	ADR	38.4	-22.4	0	48.09	54	-5.91	-	-	-	-	223	160	H

* - indicates frequency in CFR47 Pt 15 / IC RSS-Restricted Band
PK-U - U-NII: Maximum Peak
ADR - U-NII AD primary method, RMS average

UL Korea, Ltd. Confidential
This report shall not be reproduced except in full, without the written approval of UL Korea, Ltd.

11.3.7. TX ABOVE 1GHz 802.11n HT40 2Tx CDD MODE IN THE 5.5GHz BAND RESTRICTED BANDEDGE (LOW CHANNEL)

HORIZONTAL PEAK AND AVERAGE DATA

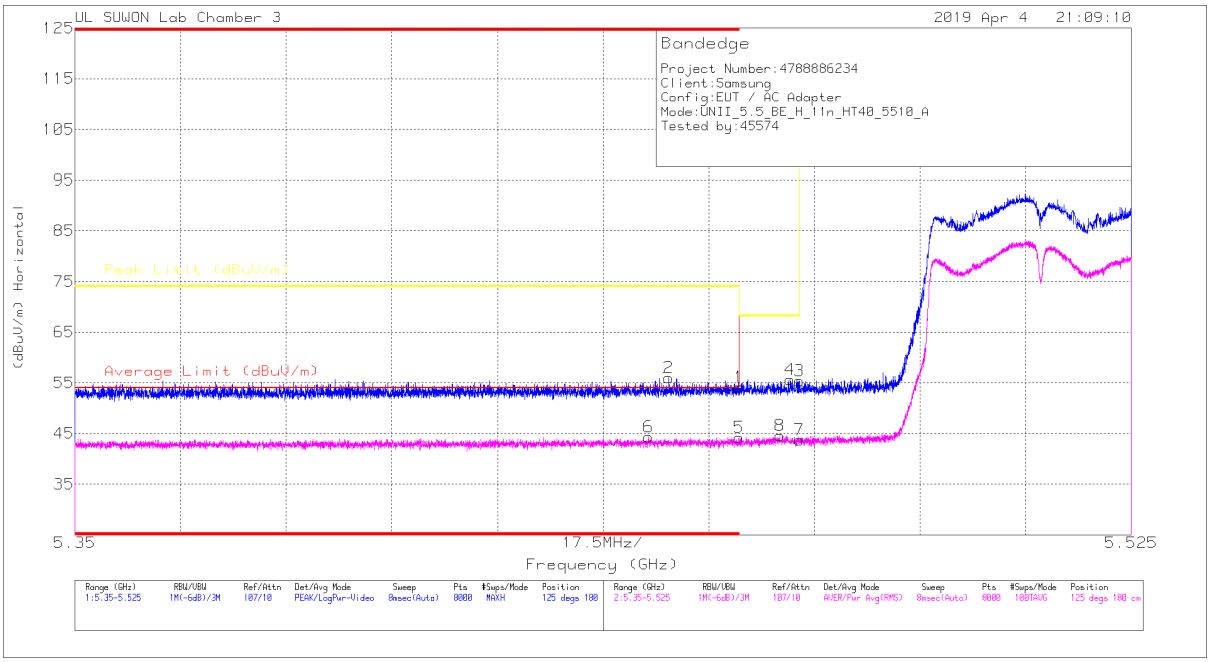

Trace Markers

Marker	Frequency (GHz)	Meter Reading (dBuV)	Det	3117_00205959	10dB[dB]	DC Corr (dB)	Corrected Reading (dBuV/m)	Average Limit (dBuV/m)	Margin (dB)	Peak Limit (dBuV/m)	PK Margin (dB)	Azimuth (Degs)	Height (cm)	Polarity
1	* 5.46	37.8	Pk	34.7	-18.4	0	54.1	-	-	74	-19.9	125	180	H
2	* 5.448	39.85	Pk	34.7	-18.5	0	56.05	-	-	74	-17.95	125	180	H
3	5.47	39.21	Pk	34.7	-18.5	0	55.41	-	-	68.2	-12.79	125	180	H
4	5.468	39.43	Pk	34.7	-18.5	0	55.63	-	-	68.2	-12.57	125	180	H
5	* 5.46	28.46	RMS	34.7	-19	0	44.16	54	-9.84	-	-	125	180	H
6	* 5.445	28.65	RMS	34.7	-19	0	44.35	54	-9.65	-	-	125	180	H
7	5.47	27.87	RMS	34.7	-18.9	0	43.67	-	-	-	-	125	180	H
8	5.467	28.75	RMS	34.7	-18.9	0	44.55	-	-	-	-	125	180	H

* - indicates frequency in CFR47 Pt 15 / IC RSS-Restricted Band
Pk - Peak detector
RMS - RMS detection

UL Korea, Ltd. Confidential
This report shall not be reproduced except in full, without the written approval of UL Korea, Ltd.

VERTICAL PEAK AND AVERAGE DATA

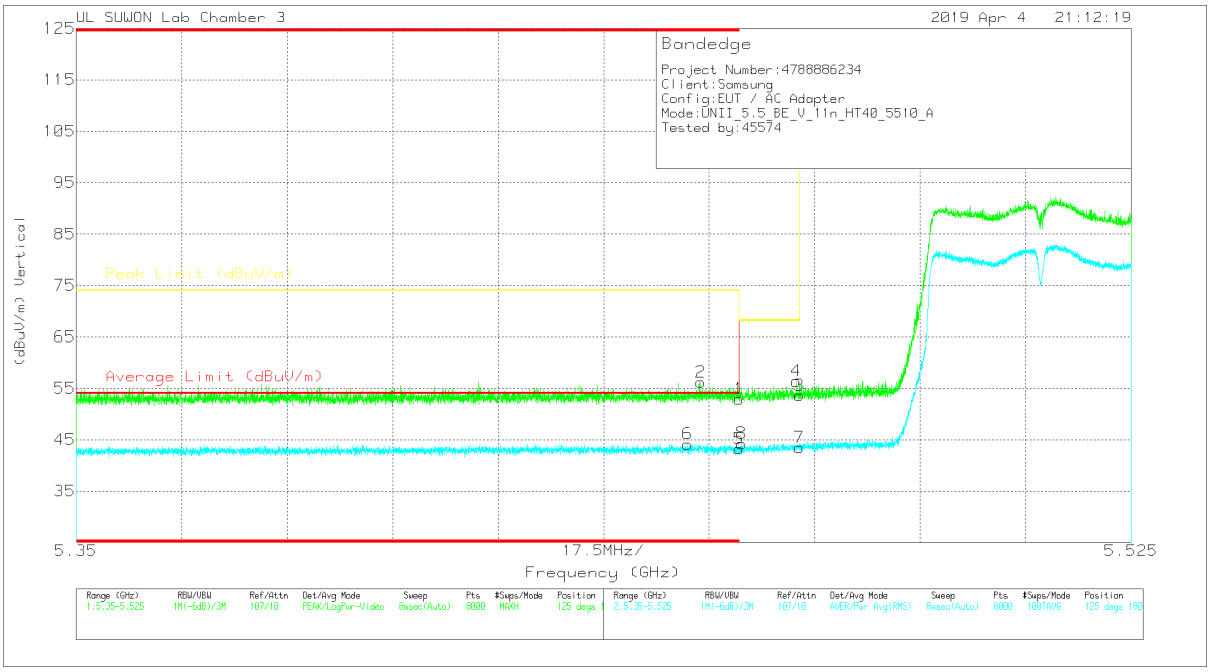

Trace Markers

Marker	Frequency (GHz)	Meter Reading (dBuV)	Det	3117_00205959	10dB[dB]	DC Corr (dB)	Corrected Reading (dBuV/m)	Average Limit (dBuV/m)	Margin (dB)	Peak Limit (dBuV/m)	PK Margin (dB)	Azimuth (Degs)	Height (cm)	Polarity
1	* 5.46	36.66	Pk	34.7	-18.4	0	52.96	-	-	74	-21.04	125	180	V
2	* 5.454	40	Pk	34.7	-18.5	0	56.2	-	-	74	-17.8	125	180	V
3	5.47	37.42	Pk	34.7	-18.5	0	53.62	-	-	68.2	-14.58	125	180	V
4	5.469	40.18	Pk	34.7	-18.5	0	56.38	-	-	68.2	-11.82	125	180	V
5	* 5.46	27.53	RMS	34.7	-19	0	43.23	54	-10.77	-	-	125	180	V
6	* 5.451	28.45	RMS	34.7	-19	0	44.15	54	-9.85	-	-	125	180	V
7	5.47	27.67	RMS	34.7	-18.9	0	43.47	-	-	-	-	125	180	V
8	5.46	28.55	RMS	34.7	-19	0	44.25	-	-	-	-	125	180	V

* - indicates frequency in CFR47 Pt 15 / IC RSS-Restricted Band
Pk - Peak detector
RMS - RMS detection

UL Korea, Ltd. Confidential
This report shall not be reproduced except in full, without the written approval of UL Korea, Ltd.

AUTHORIZED BANDEDGE (HIGH CHANNEL)

HORIZONTAL PEAK AND AVERAGE DATA

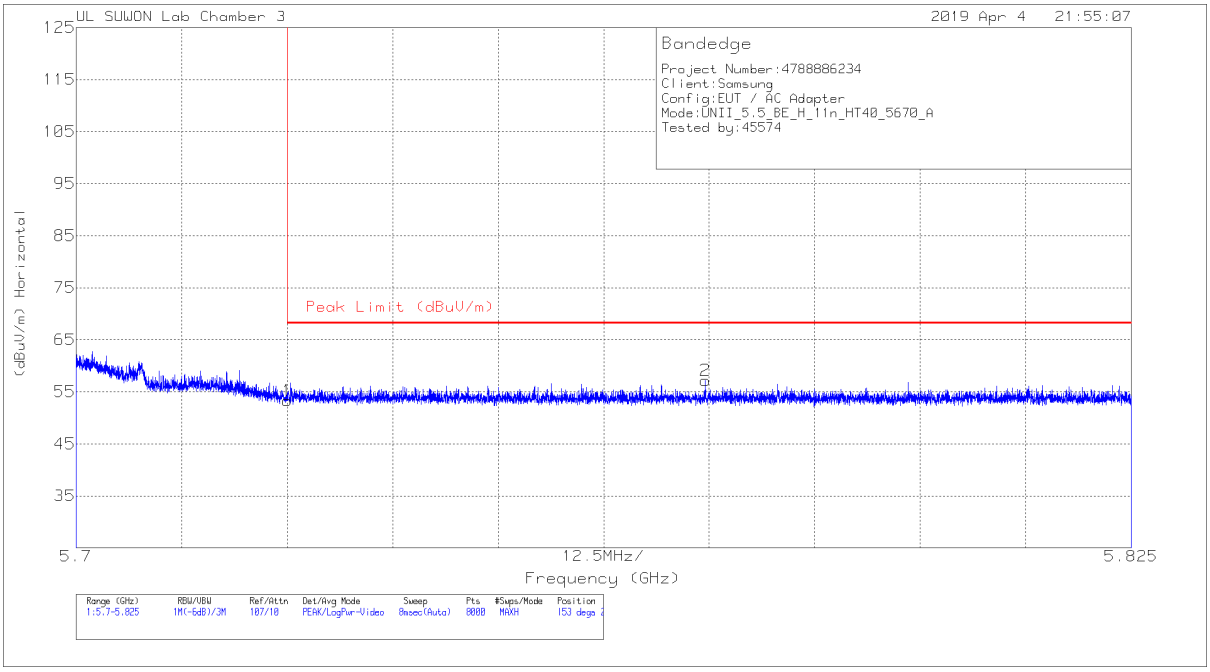

Trace Markers

Marker	Frequency (GHz)	Meter Reading (dBuV)	Det	3117_00205959	10dB[dB]	Corrected Reading (dBuV/m)	Peak Limit (dBuV/m)	PK Margin (dB)	Azimuth (Degs)	Height (cm)	Polarity
1	5.725	36.42	Pk	34.8	-17.9	53.32	68.2	-14.88	153	254	H
2	5.775	40.05	Pk	34.9	-17.8	57.15	68.2	-11.05	153	254	H

Pk - Peak detector

UL Korea, Ltd. Confidential
This report shall not be reproduced except in full, without the written approval of UL Korea, Ltd.

VERTICAL PEAK AND AVERAGE DATA

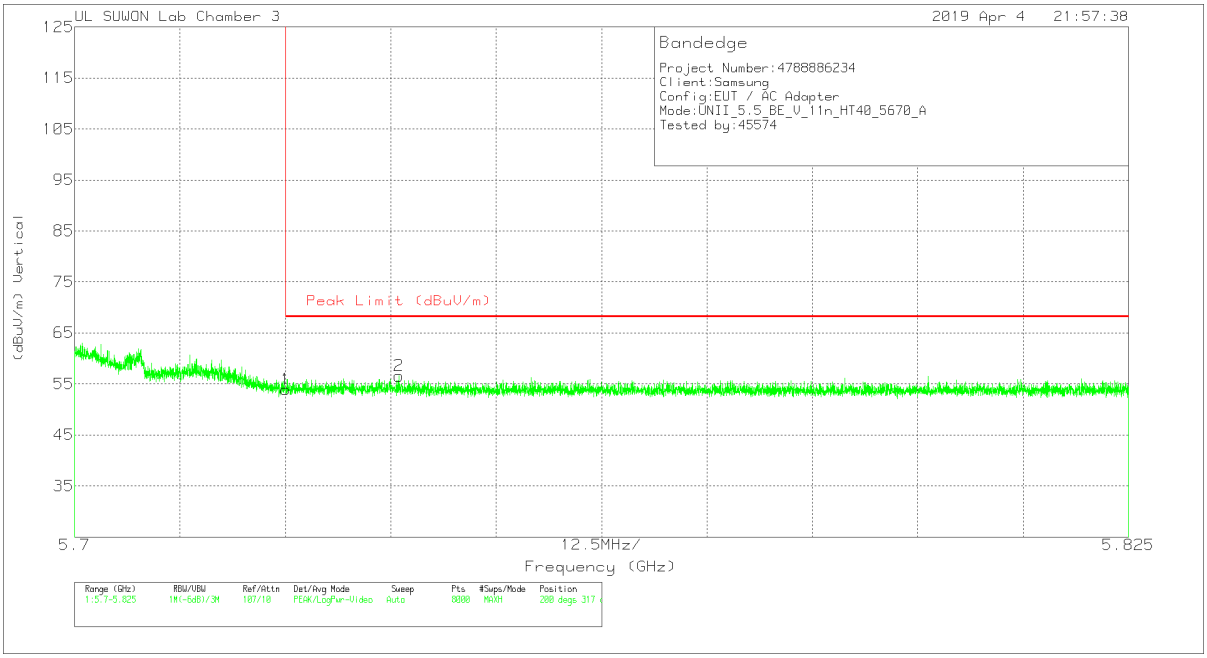

Trace Markers

Marker	Frequency (GHz)	Meter Reading (dBuV)	Det	3117_00205959	10dB[dB]	Corrected Reading (dBuV/m)	Peak Limit (dBuV/m)	PK Margin (dB)	Azimuth (Degs)	Height (cm)	Polarity
1	5.725	36.98	Pk	34.8	-17.9	53.88	68.2	-14.32	200	317	V
2	5.738	39.67	Pk	34.8	-17.9	56.57	68.2	-11.63	200	317	V

Pk - Peak detector

UL Korea, Ltd. Confidential
This report shall not be reproduced except in full, without the written approval of UL Korea, Ltd.

HARMONICS AND SPURIOUS EMISSIONS

LOW CHANNEL HORIZONTAL

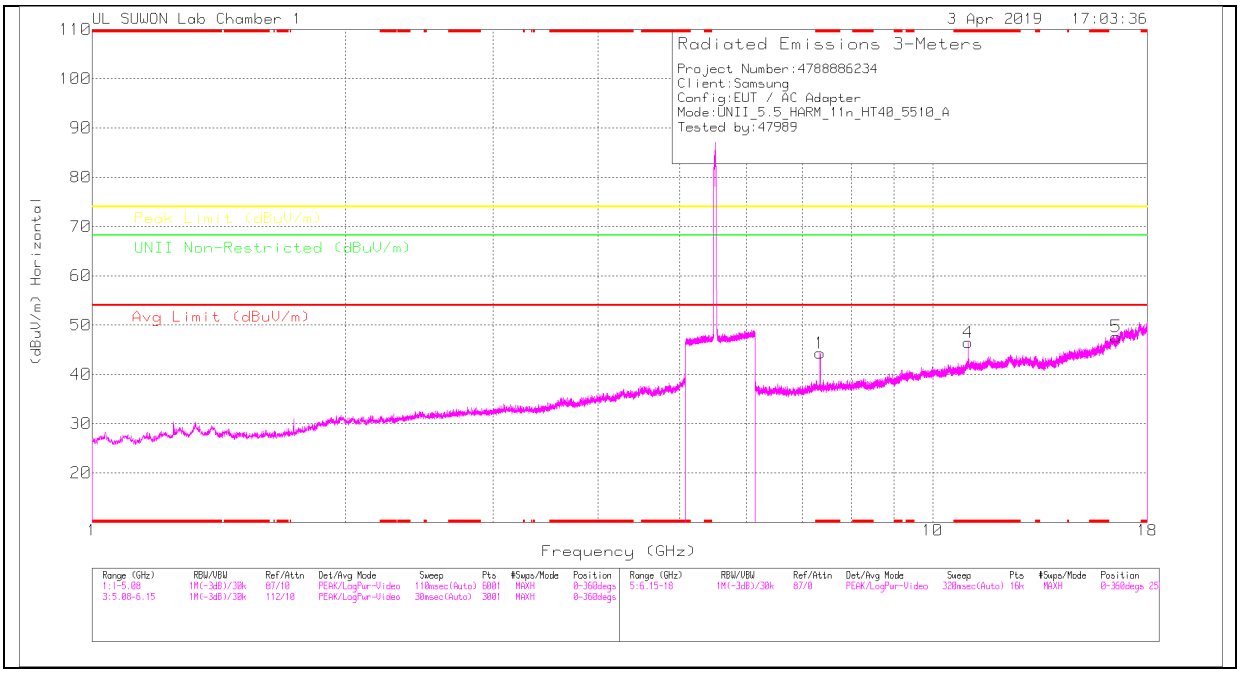

LOW CHANNEL VERTICAL

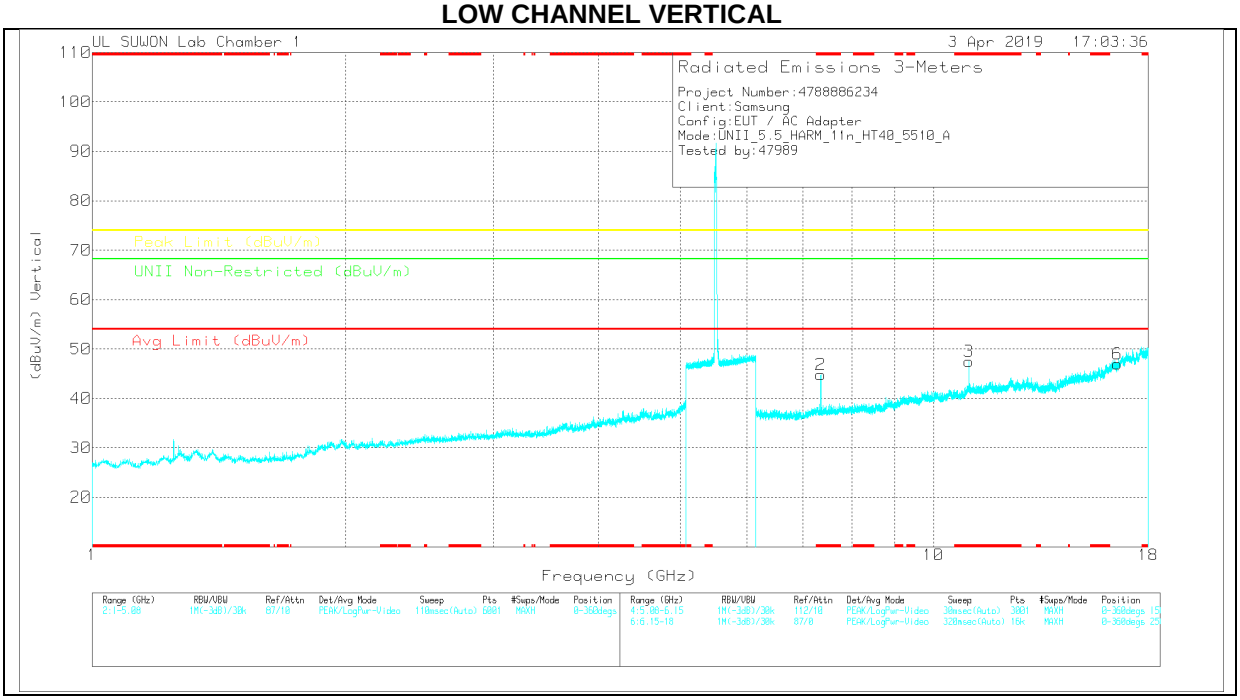

Note: Emission was scanned up to 40GHz; No emissions were detected above the noise floor which was at least 20dB below the specification limit.

UL Korea, Ltd. Confidential
This report shall not be reproduced except in full, without the written approval of UL Korea, Ltd.

LOW CHANNEL DATA

Trace Markers

Marker	Frequency (GHz)	Meter Reading (dBuV)	Det	3117_00168717	6GHz_HP[dB]	DC Corr (dB)	Corrected Reading (dBuV/m)	Avg Limit (dBuV/m)	Margin (dB)	Peak Limit (dBuV/m)	Margin (dB)	UNII Non-Restricted (dBuV/m)	Margin (dB)	Azimuth (Degs)	Height (cm)	Polarity
1	* 7.346	35.87	PK	35.8	-27.4	0	44.27	-	-	74	-29.73	-	-	0-360	250	H
4	* 11.02	29.86	PK	38.2	-21.6	0	46.46	-	-	74	-27.54	-	-	0-360	150	H
5	16.528	26.13	PK	40.9	-19.4	0	47.63	-	-	-	-	68.2	-20.57	0-360	150	H
2	* 7.347	36.4	PK	35.8	-27.4	0	44.8	-	-	74	-29.2	-	-	0-360	150	V
3	* 11.02	30.89	PK	38.2	-21.6	0	47.49	-	-	74	-26.51	-	-	0-360	150	V
6	16.531	25.48	PK	40.9	-19.4	0	46.98	-	-	-	-	68.2	-21.22	0-360	250	V

* - indicates frequency in CFR47 Pt 15 / IC RSS-Restricted Band
PK – Peak Detector

Radiated Emissions

Frequency (GHz)	Meter Reading (dBuV)	Det	3117_00168717	6GHz_HP[dB]	DC Corr (dB)	Corrected Reading (dBuV/m)	Avg Limit (dBuV/m)	Margin (dB)	Peak Limit (dBuV/m)	Margin (dB)	UNII Non-Restricted (dBuV/m)	Margin (dB)	Azimuth (Degs)	Height (cm)	Polarity
* 7.347	43.51	PK-U	35.8	-27.4	0	51.91	-	-	74	-22.09	-	-	248	273	H
* 7.347	36.73	ADR	35.8	-27.4	0	45.13	54	-8.87	-	-	-	-	248	273	H
* 7.347	43.63	PK-U	35.8	-27.4	0	52.03	-	-	74	-21.97	-	-	191	157	V
* 7.347	36.89	ADR	35.8	-27.4	0	45.29	54	-8.71	-	-	-	-	191	157	V
* 11.02	39.88	PK-U	38.2	-21.6	0	56.48	-	-	74	-17.52	-	-	200	133	V
* 11.02	29.75	ADR	38.2	-21.6	0	46.35	54	-7.65	-	-	-	-	200	133	V
* 11.02	41.55	PK-U	38.2	-21.6	0	58.15	-	-	74	-15.85	-	-	221	171	H
* 11.02	31.93	ADR	38.2	-21.6	0	48.53	54	-5.47	-	-	-	-	221	171	H

* - indicates frequency in CFR47 Pt 15 / IC RSS-Restricted Band
PK-U - U-NII: Maximum Peak
ADR - U-NII AD primary method, RMS average

UL Korea, Ltd. Confidential
This report shall not be reproduced except in full, without the written approval of UL Korea, Ltd.

MID CHANNEL HORIZONTAL

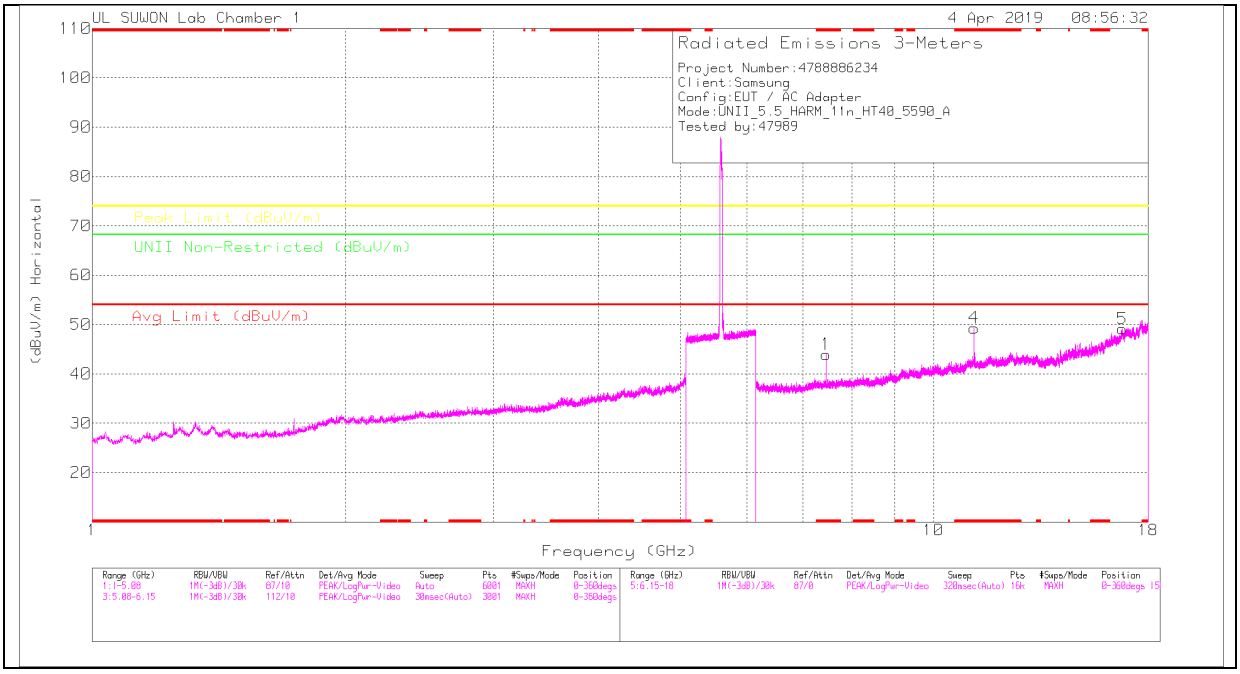

MID CHANNEL VERTICAL

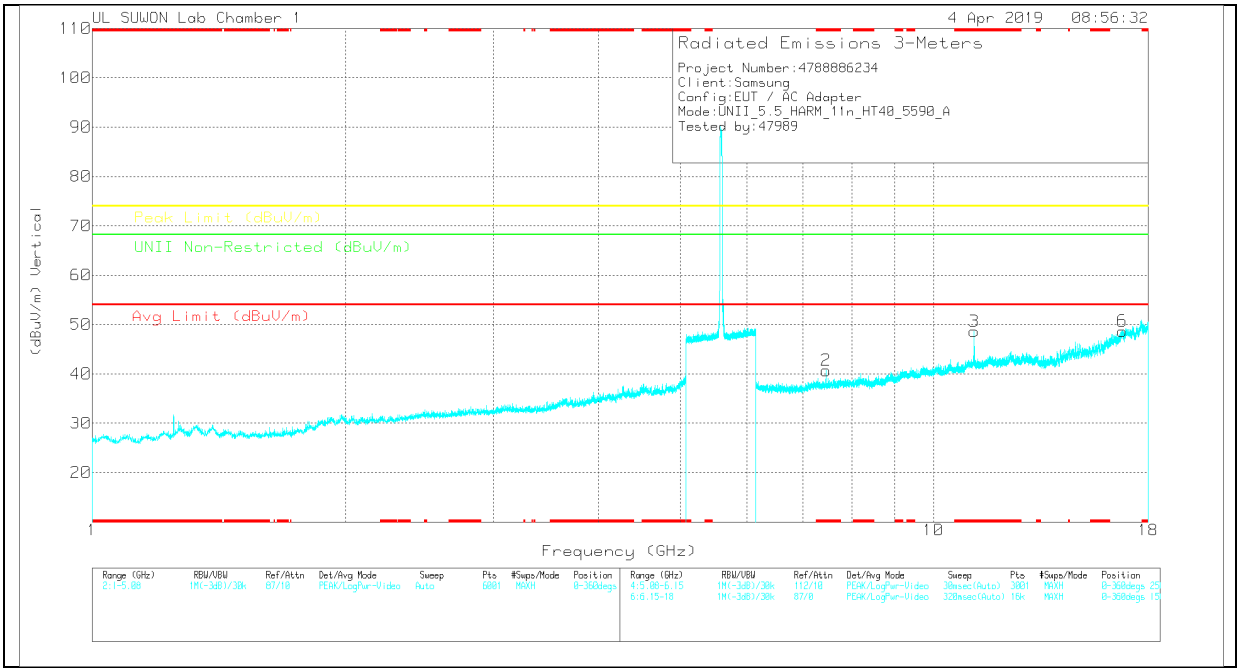

Note: Emission was scanned up to 40GHz; No emissions were detected above the noise floor which was at least 20dB below the specification limit.

UL Korea, Ltd. Confidential
This report shall not be reproduced except in full, without the written approval of UL Korea, Ltd.

MID CHANNEL DATA

Trace Markers

Marker	Frequency (GHz)	Meter Reading (dBuV)	Det	3117_00168717	6GHz_HP[dB]	DC Corr (dB)	Corrected Reading (dBuV/m)	Avg Limit (dBuV/m)	Margin (dB)	Peak Limit (dBuV/m)	Margin (dB)	UNII Non-Restricted (dBuV/m)	Margin (dB)	Azimuth (Degs)	Height (cm)	Polarity
1	* 7.453	35.47	PK	35.8	-27.3	0	43.97	-	-	74	-30.03	-	-	0-360	150	H
4	* 11.18	33.42	PK	38.3	-22.4	0	49.32	-	-	74	-24.68	-	-	0-360	150	H
5	16.774	25.04	PK	41.4	-17.3	0	49.14	-	-	-	-	68.2	-19.06	0-360	150	H
2	* 7.453	32.19	PK	35.8	-27.3	0	40.69	-	-	74	-33.31	-	-	0-360	150	V
3	* 11.18	32.72	PK	38.3	-22.4	0	48.62	-	-	74	-25.38	-	-	0-360	150	V
6	16.772	24.57	PK	41.4	-17.3	0	48.67	-	-	-	-	68.2	-19.53	0-360	150	V

* - indicates frequency in CFR47 Pt 15 / IC RSS-Restricted Band
PK – Peak Detector

Radiated Emissions

Frequency (GHz)	Meter Reading (dBuV)	Det	3117_00168717	6GHz_HP[dB]	DC Corr (dB)	Corrected Reading (dBuV/m)	Avg Limit (dBuV/m)	Margin (dB)	Peak Limit (dBuV/m)	Margin (dB)	UNII Non-Restricted (dBuV/m)	Margin (dB)	Azimuth (Degs)	Height (cm)	Polarity
* 7.453	43.15	PK-U	35.8	-27.3	0	51.65	-	-	74	-22.35	-	-	248	182	H
* 7.453	36.1	ADR	35.8	-27.3	0	44.6	54	-9.4	-	-	-	-	248	182	H
* 7.453	42.4	PK-U	35.8	-27.3	0	50.9	-	-	74	-23.1	-	-	193	394	V
* 7.453	33.59	ADR	35.8	-27.3	0	42.09	54	-11.91	-	-	-	-	193	394	V
* 11.18	40.3	PK-U	38.3	-22.4	0	56.2	-	-	74	-17.8	-	-	204	160	V
* 11.18	30.54	ADR	38.3	-22.4	0	46.44	54	-7.56	-	-	-	-	204	160	V
* 11.18	41.91	PK-U	38.3	-22.4	0	57.81	-	-	74	-16.19	-	-	222	169	H
* 11.18	33.57	ADR	38.3	-22.4	0	49.47	54	-4.53	-	-	-	-	222	169	H

* - indicates frequency in CFR47 Pt 15 / IC RSS-Restricted Band
PK-U - U-NII: Maximum Peak
ADR - U-NII AD primary method, RMS average

UL Korea, Ltd. Confidential
This report shall not be reproduced except in full, without the written approval of UL Korea, Ltd.

HIGH CHANNEL HORIZONTAL

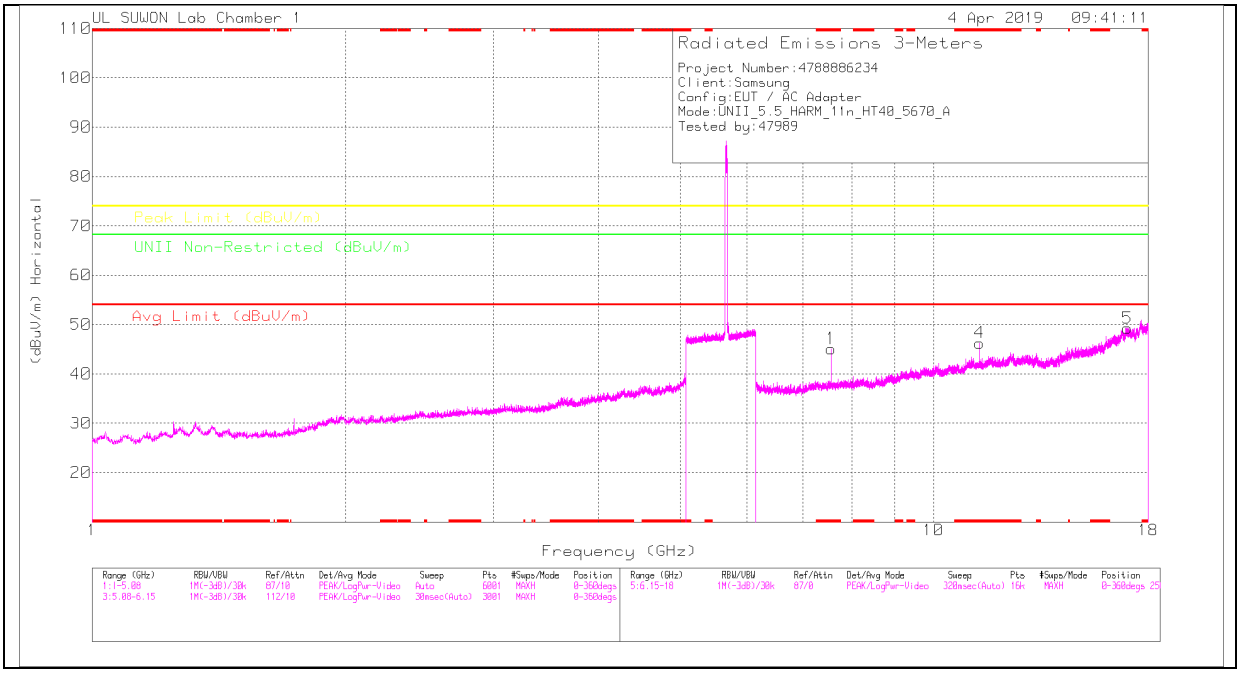

HIGH CHANNEL VERTICAL

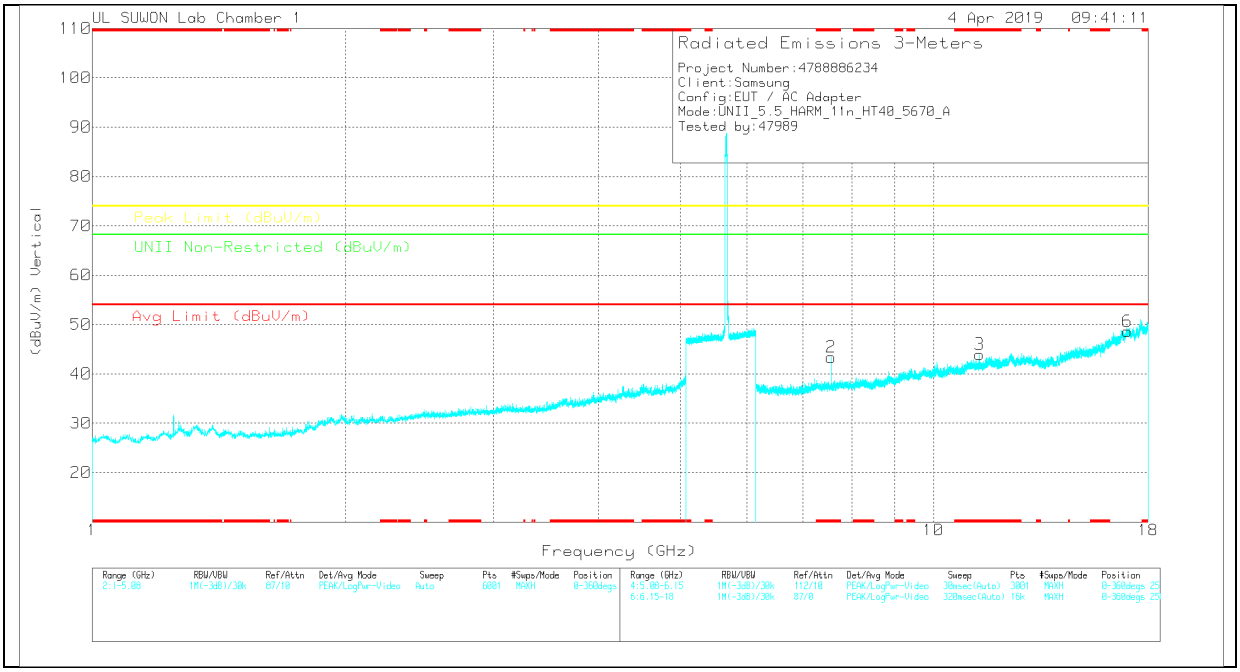

Note: Emission was scanned up to 40GHz; No emissions were detected above the noise floor which was at least 20dB below the specification limit.

UL Korea, Ltd. Confidential
This report shall not be reproduced except in full, without the written approval of UL Korea, Ltd.

HIGH CHANNEL DATA

Trace Markers

Marker	Frequency (GHz)	Meter Reading (dBuV)	Det	3117_00168717	6GHz_HP[dB]	DC Corr (dB)	Corrected Reading (dBuV/m)	Avg Limit (dBuV/m)	Margin (dB)	Peak Limit (dBuV/m)	Margin (dB)	UNII Non-Restricted (dBuV/m)	Margin (dB)	Azimuth (Degs)	Height (cm)	Polarity
1	* 7.559	35.8	PK	35.8	-26.5	0	45.1	-	-	74	-28.9	-	-	0-360	250	H
4	* 11.34	30.07	PK	38.4	-22.2	0	46.27	-	-	74	-27.73	-	-	0-360	150	H
5	17.005	24.97	PK	41.7	-17.4	0	49.27	-	-	-	-	68.2	-18.93	0-360	250	H
2	* 7.559	34.06	PK	35.8	-26.5	0	43.36	-	-	74	-30.64	-	-	0-360	250	V
3	* 11.34	27.74	PK	38.4	-22.2	0	43.94	-	-	74	-30.06	-	-	0-360	250	V
6	17.013	24.2	PK	41.7	-17.3	0	48.6	-	-	-	-	68.2	-19.6	0-360	250	V

* - indicates frequency in CFR47 Pt 15 / IC RSS-Restricted Band
PK – Peak Detector

Radiated Emissions

Frequency (GHz)	Meter Reading (dBuV)	Det	3117_00168717	6GHz_HP[dB]	DC Corr (dB)	Corrected Reading (dBuV/m)	Avg Limit (dBuV/m)	Margin (dB)	Peak Limit (dBuV/m)	Margin (dB)	UNII Non-Restricted (dBuV/m)	Margin (dB)	Azimuth (Degs)	Height (cm)	Polarity
* 7.56	42.36	PK-U	35.8	-26.5	0	51.66	-	-	74	-22.34	-	-	207	376	H
* 7.56	35.29	ADR	35.8	-26.5	0	44.59	54	-9.41	-	-	-	-	207	376	H
* 7.56	41.92	PK-U	35.8	-26.5	0	51.22	-	-	74	-22.78	-	-	202	398	V
* 7.56	34.43	ADR	35.8	-26.5	0	43.73	54	-10.27	-	-	-	-	202	398	V
* 11.34	40.49	PK-U	38.4	-22.2	0	56.69	-	-	74	-17.31	-	-	184	165	V
* 11.34	30.3	ADR	38.4	-22.2	0	46.5	54	-7.5	-	-	-	-	184	165	V
* 11.34	41.47	PK-U	38.4	-22.2	0	57.67	-	-	74	-16.33	-	-	223	165	H
* 11.34	32.01	ADR	38.4	-22.2	0	48.21	54	-5.79	-	-	-	-	223	165	H

* - indicates frequency in CFR47 Pt 15 / IC RSS-Restricted Band
PK-U - U-NII: Maximum Peak
ADR - U-NII AD primary method, RMS average

UL Korea, Ltd. Confidential
This report shall not be reproduced except in full, without the written approval of UL Korea, Ltd.

11.3.8.TX ABOVE 1GHz 802.11n HT40 1Tx ANT1 IN THE 5.5GHz BAND RESTRICTED BANDEDGE (LOW CHANNEL)

HORIZONTAL PEAK AND AVERAGE DATA

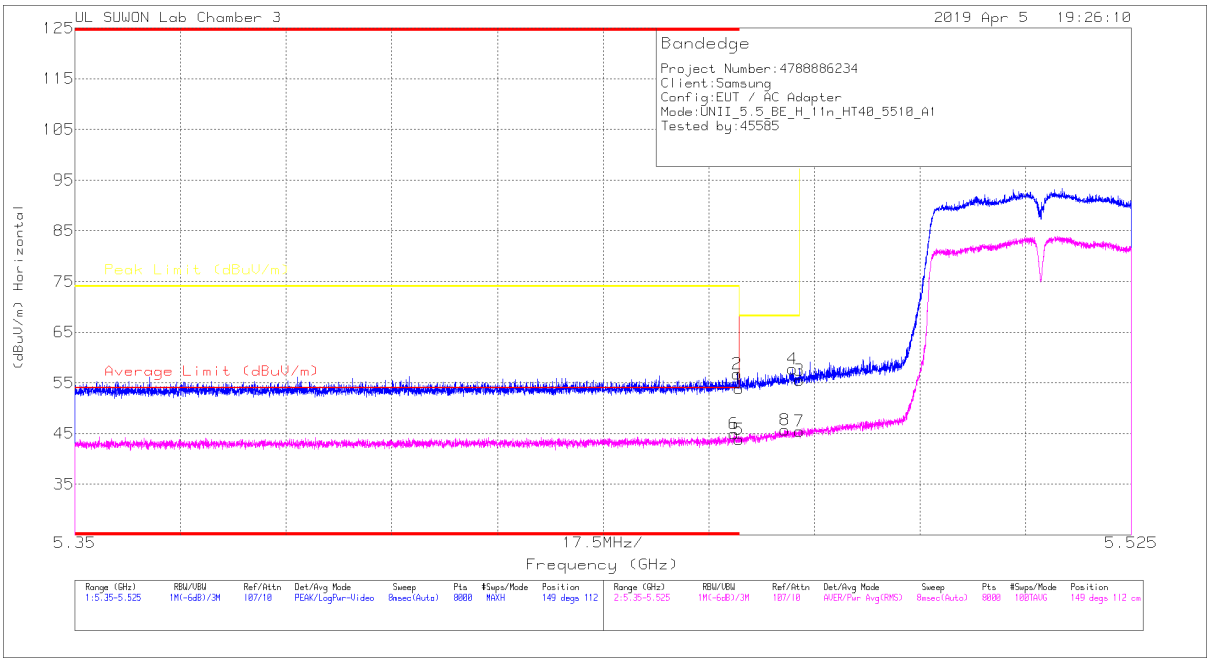

Trace Markers

Marker	Frequency (GHz)	Meter Reading (dBuV)	Det	3117_00205959	10dB[dB]	DC Corr (dB)	Corrected Reading (dBuV/m)	Average Limit (dBuV/m)	Margin (dB)	Peak Limit (dBuV/m)	PK Margin (dB)	Azimuth (Degs)	Height (cm)	Polarity
1	* 5.46	37.58	Pk	34.7	-18.4	0	53.88	-	-	74	-20.12	149	112	H
2	* 5.46	40.45	Pk	34.7	-18.4	0	56.75	-	-	74	-17.25	149	112	H
3	5.47	39.28	Pk	34.7	-18.5	0	55.48	-	-	68.2	-12.72	149	112	H
4	5.469	41.52	Pk	34.7	-18.5	0	57.72	-	-	68.2	-10.48	149	112	H
5	* 5.46	28.14	RMS	34.7	-19	0	43.84	54	-10.16	-	-	149	112	H
6	* 5.459	29.24	RMS	34.7	-19	0	44.94	54	-9.06	-	-	149	112	H
7	5.47	29.68	RMS	34.7	-18.9	0	45.48	-	-	-	-	149	112	H
8	5.468	29.92	RMS	34.7	-18.9	0	45.72	-	-	-	-	149	112	H

* - indicates frequency in CFR47 Pt 15 / IC RSS-Restricted Band
Pk - Peak detector
RMS - RMS detection

UL Korea, Ltd. Confidential
This report shall not be reproduced except in full, without the written approval of UL Korea, Ltd.

VERTICAL PEAK AND AVERAGE DATA

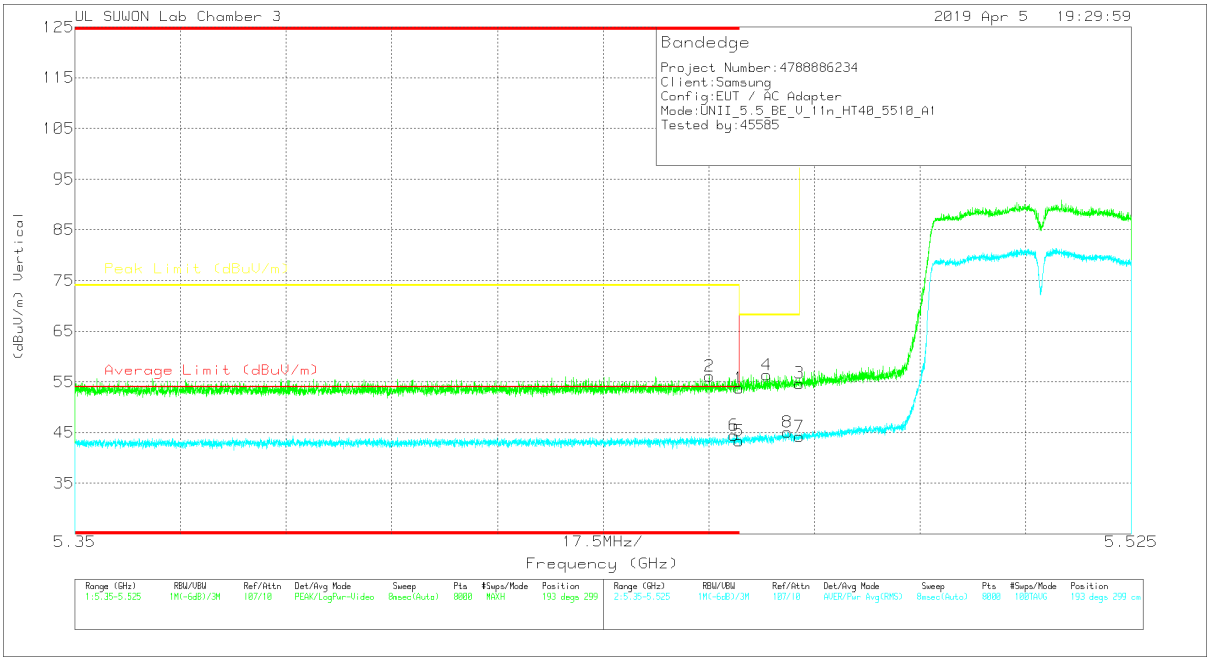

Trace Markers

Marker	Frequency (GHz)	Meter Reading (dBuV)	Det	3117_00205959	10dB[dB]	DC Corr (dB)	Corrected Reading (dBuV/m)	Average Limit (dBuV/m)	Margin (dB)	Peak Limit (dBuV/m)	PK Margin (dB)	Azimuth (Degs)	Height (cm)	Polarity
1	* 5.46	37.47	Pk	34.7	-18.4	0	53.77	-	-	74	-20.23	193	299	V
2	* 5.455	39.81	Pk	34.7	-18.4	0	56.11	-	-	74	-17.89	193	299	V
3	5.47	38.5	Pk	34.7	-18.5	0	54.7	-	-	68.2	-13.5	193	299	V
4	5.465	40.22	Pk	34.7	-18.5	0	56.42	-	-	68.2	-11.78	193	299	V
5	* 5.46	27.6	RMS	34.7	-19	0	43.3	54	-10.7	-	-	193	299	V
6	* 5.459	28.79	RMS	34.7	-19	0	44.49	54	-9.51	-	-	193	299	V
7	5.47	28.45	RMS	34.7	-18.9	0	44.25	-	-	-	-	193	299	V
8	5.468	29.3	RMS	34.7	-18.9	0	45.1	-	-	-	-	193	299	V

* - indicates frequency in CFR47 Pt 15 / IC RSS-Restricted Band
Pk - Peak detector
RMS - RMS detection

UL Korea, Ltd. Confidential
This report shall not be reproduced except in full, without the written approval of UL Korea, Ltd.

AUTHORIZED BANDEDGE (HIGH CHANNEL)

HORIZONTAL PEAK AND AVERAGE DATA

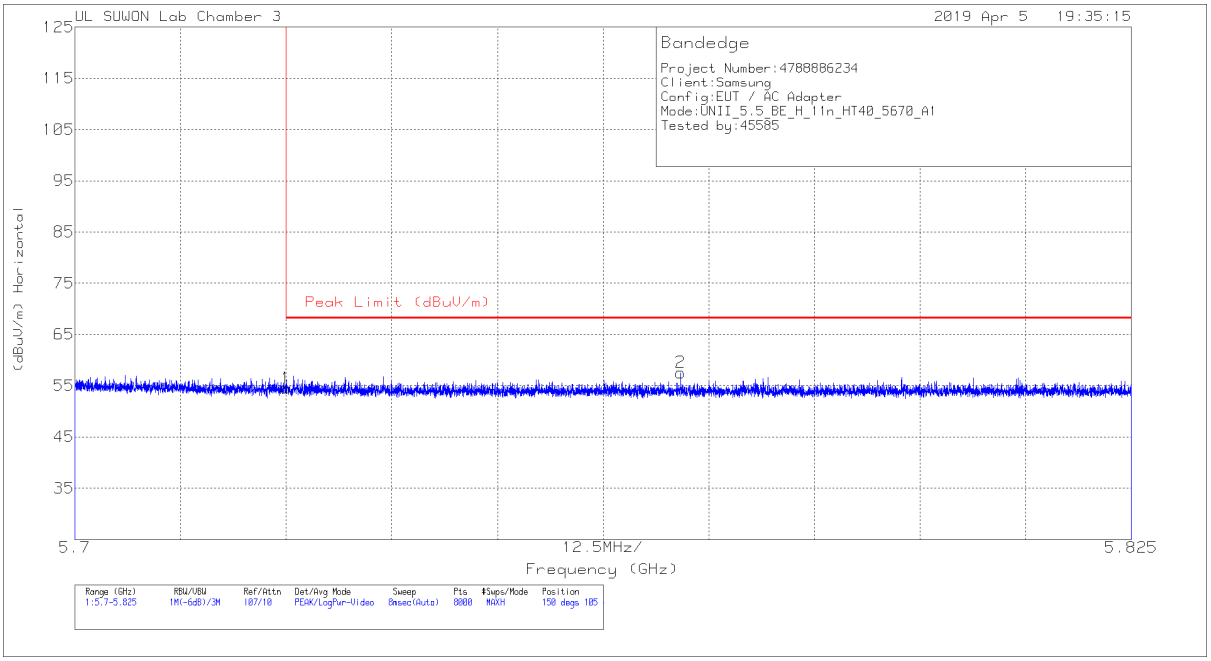

Trace Markers

Marker	Frequency (GHz)	Meter Reading (dBuV)	Det	3117_00205959	10dB[dB]	DC Corr (dB)	Corrected Reading (dBuV/m)	Peak Limit (dBuV/m)	PK Margin (dB)	Azimuth (Degs)	Height (cm)	Polarity
1	5.725	37.65	Pk	34.8	-17.9	0	54.55	68.2	-13.65	150	105	H
2	5.772	40.45	Pk	34.9	-17.8	0	57.55	68.2	-10.65	150	105	H

Pk - Peak detector

UL Korea, Ltd. Confidential
This report shall not be reproduced except in full, without the written approval of UL Korea, Ltd.

VERTICAL PEAK AND AVERAGE DATA

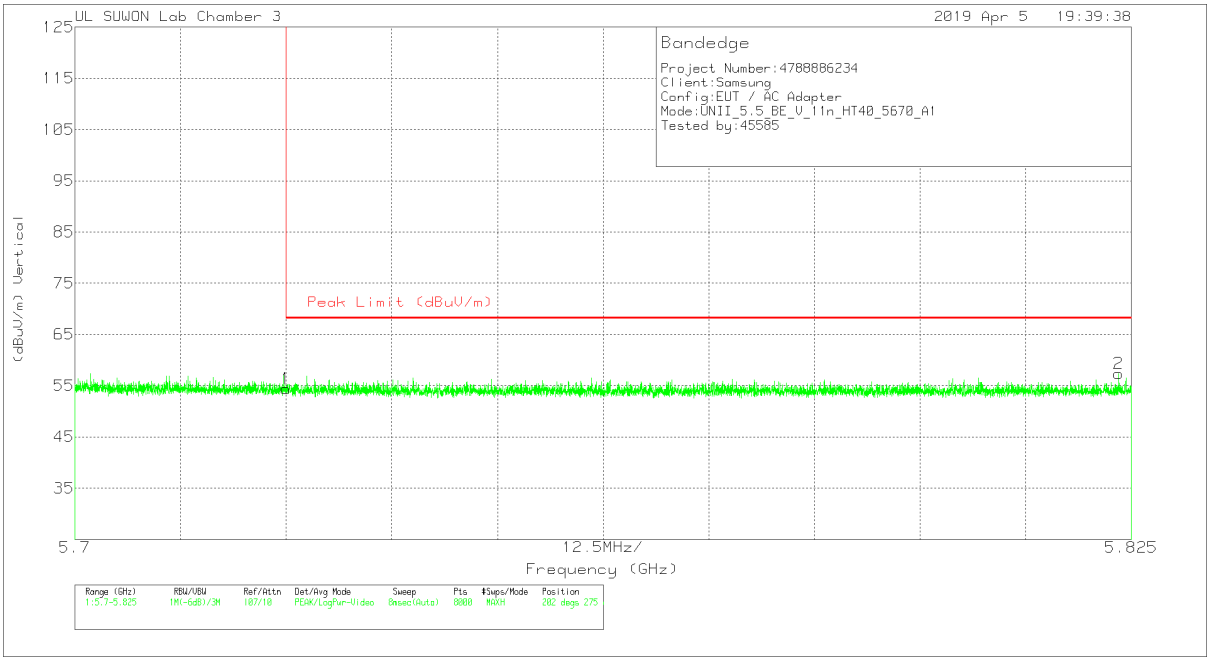

Trace Markers

Marker	Frequency (GHz)	Meter Reading (dBuV)	Det	3117_00205959	10dB[dB]	DC Corr (dB)	Corrected Reading (dBuV/m)	Peak Limit (dBuV/m)	PK Margin (dB)	Azimuth (Degs)	Height (cm)	Polarity
1	5.725	37.48	Pk	34.8	-17.9	0	54.38	68.2	-13.82	202	275	V
2	5.824	40.13	Pk	34.9	-17.7	0	57.33	68.2	-10.87	202	275	V

Pk - Peak detector

UL Korea, Ltd. Confidential
This report shall not be reproduced except in full, without the written approval of UL Korea, Ltd.

HARMONICS AND SPURIOUS EMISSIONS

LOW CHANNEL HORIZONTAL

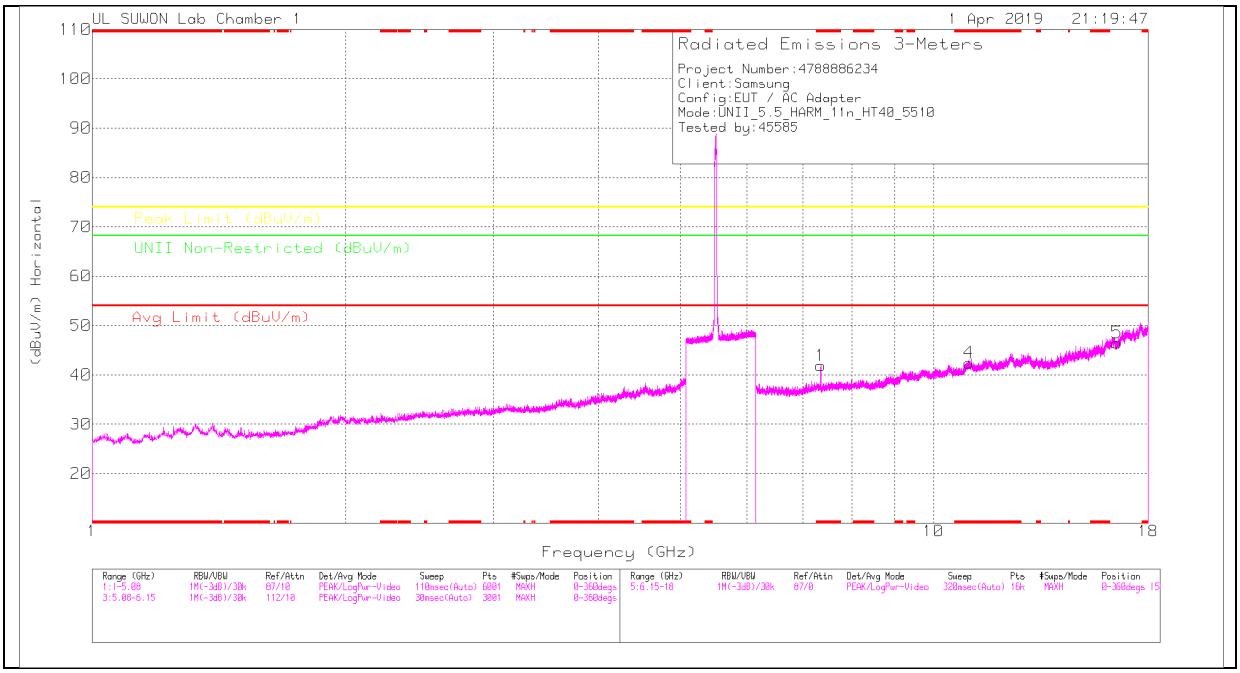

LOW CHANNEL VERTICAL

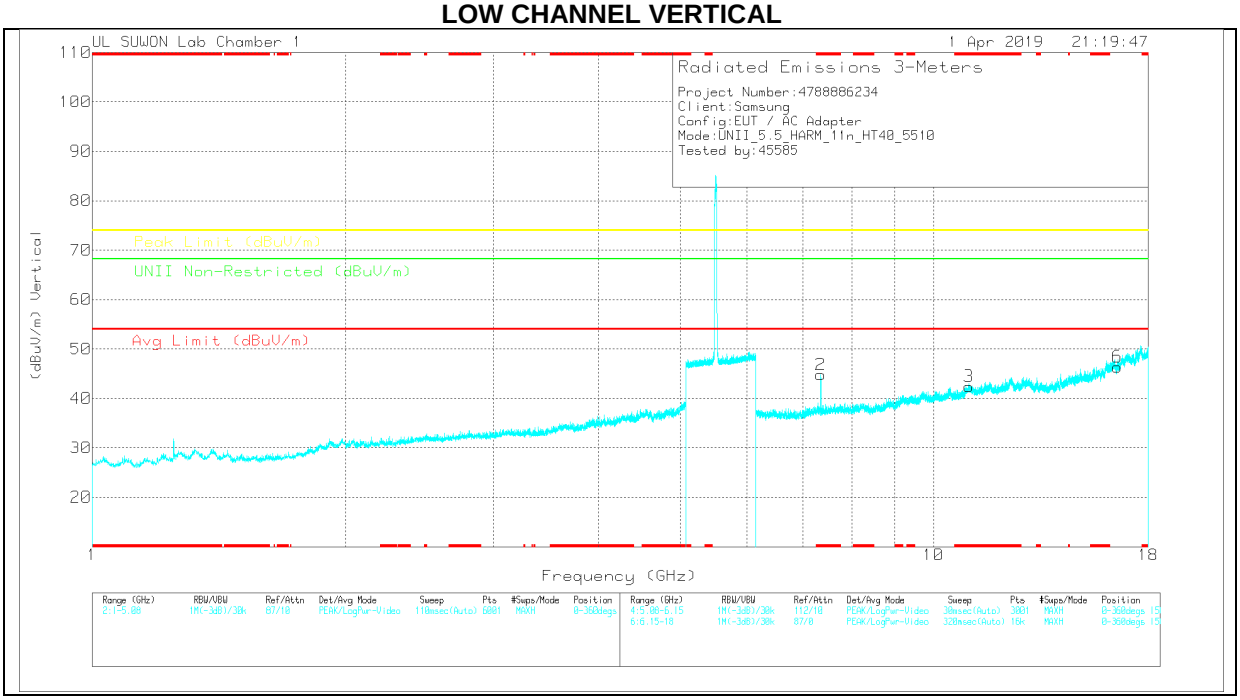

Note: Emission was scanned up to 40GHz; No emissions were detected above the noise floor which was at least 20dB below the specification limit.

UL Korea, Ltd. Confidential
This report shall not be reproduced except in full, without the written approval of UL Korea, Ltd.

LOW CHANNEL DATA

Trace Markers

Marker	Frequency (GHz)	Meter Reading (dBuV)	Det	3117_00168717	6GHz_HP[dB]	DC Corr (dB)	Corrected Reading (dBuV/m)	Avg Limit (dBuV/m)	Margin (dB)	Peak Limit (dBuV/m)	Margin (dB)	UNII Non-Restricted (dBuV/m)	Margin (dB)	Azimuth (Degs)	Height (cm)	Polarity
1	* 7.347	33.46	PK	35.8	-27.4	0	41.86	-	-	74	-32.14	-	-	0-360	150	H
4	* 11.019	25.84	PK	38.2	-21.6	0	42.44	-	-	74	-31.56	-	-	0-360	150	H
5	16.53	25.01	PK	40.9	-19.4	0	46.51	-	-	-	-	68.2	-21.69	0-360	150	H
2	* 7.346	36.4	PK	35.8	-27.4	0	44.8	-	-	74	-29.2	-	-	0-360	150	V
3	* 11.02	25.81	PK	38.2	-21.6	0	42.41	-	-	74	-31.59	-	-	0-360	150	V
6	16.531	24.88	PK	40.9	-19.4	0	46.38	-	-	-	-	68.2	-21.82	0-360	150	V

* - indicates frequency in CFR47 Pt 15 / IC RSS-Restricted Band
PK – Peak Detector

Radiated Emissions

Frequency (GHz)	Meter Reading (dBuV)	Det	3117_00168717	6GHz_HP[dB]	DC Corr (dB)	Corrected Reading (dBuV/m)	Avg Limit (dBuV/m)	Margin (dB)	Peak Limit (dBuV/m)	Margin (dB)	UNII Non-Restricted (dBuV/m)	Margin (dB)	Azimuth (Degs)	Height (cm)	Polarity
* 7.347	41.83	PK-U	35.8	-27.4	0	50.23	-	-	74	-23.77	-	-	107	109	H
* 7.347	33.39	ADR	35.8	-27.4	0	41.79	54	-12.21	-	-	-	-	107	109	H
* 7.347	43.25	PK-U	35.8	-27.4	0	51.65	-	-	74	-22.35	-	-	286	100	V
* 7.347	36.59	ADR	35.8	-27.4	0	44.99	54	-9.01	-	-	-	-	286	100	V

* - indicates frequency in CFR47 Pt 15 / IC RSS-Restricted Band
PK-U - U-NII: Maximum Peak
ADR - U-NII AD primary method, RMS average

UL Korea, Ltd. Confidential
This report shall not be reproduced except in full, without the written approval of UL Korea, Ltd.

MID CHANNEL HORIZONTAL

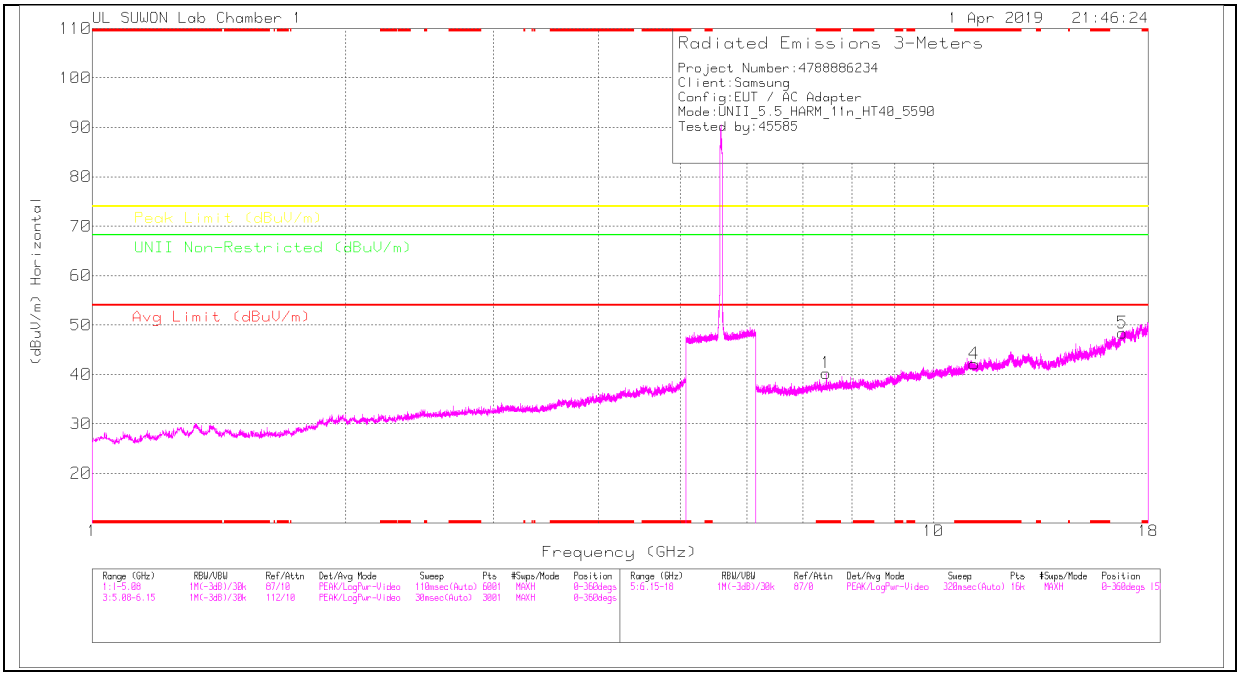

MID CHANNEL VERTICAL

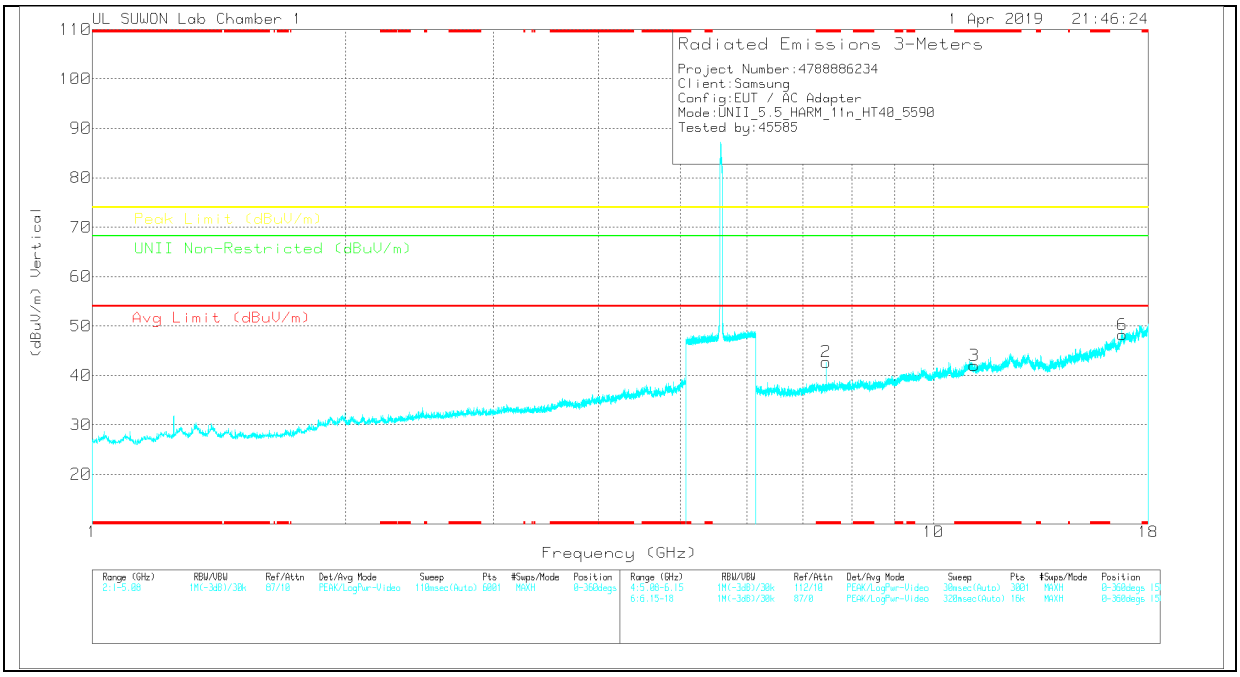

Note: Emission was scanned up to 40GHz; No emissions were detected above the noise floor which was at least 20dB below the specification limit.

UL Korea, Ltd. Confidential
This report shall not be reproduced except in full, without the written approval of UL Korea, Ltd.

MID CHANNEL DATA

Trace Markers

Marker	Frequency (GHz)	Meter Reading (dBuV)	Det	3117_00168717	6GHz_HP[dB]	DC Corr (dB)	Corrected Reading (dBuV/m)	Avg Limit (dBuV/m)	Margin (dB)	Peak Limit (dBuV/m)	Margin (dB)	UNII Non-Restricted (dBuV/m)	Margin (dB)	Azimuth (Degs)	Height (cm)	Polarity
1	* 7.453	31.79	PK	35.8	-27.3	0	40.29	-	-	74	-33.71	-	-	0-360	150	H
4	* 11.18	26.27	PK	38.3	-22.4	0	42.17	-	-	74	-31.83	-	-	0-360	250	H
5	16.766	24.23	PK	41.4	-17.2	0	48.43	-	-	-	-	68.2	-19.77	0-360	250	H
2	* 7.453	34.22	PK	35.8	-27.3	0	42.72	-	-	74	-31.28	-	-	0-360	250	V
3	* 11.18	26.1	PK	38.3	-22.4	0	42	-	-	74	-32	-	-	0-360	150	V
6	16.774	24.16	PK	41.4	-17.3	0	48.26	-	-	-	-	68.2	-19.94	0-360	250	V

* - indicates frequency in CFR47 Pt 15 / IC RSS-Restricted Band
PK – Peak Detector

Radiated Emissions

Frequency (GHz)	Meter Reading (dBuV)	Det	3117_00168717	6GHz_HP[dB]	DC Corr (dB)	Corrected Reading (dBuV/m)	Avg Limit (dBuV/m)	Margin (dB)	Peak Limit (dBuV/m)	Margin (dB)	UNII Non-Restricted (dBuV/m)	Margin (dB)	Azimuth (Degs)	Height (cm)	Polarity
* 7.453	39.99	PK-U	35.8	-27.3	0	48.49	-	-	74	-25.51	-	-	107	109	H
* 7.453	28.77	ADR	35.8	-27.3	0	37.27	54	-16.73	-	-	-	-	107	109	H
* 7.453	43	PK-U	35.8	-27.3	0	51.5	-	-	74	-22.5	-	-	286	100	V
* 7.453	35.51	ADR	35.8	-27.3	0	44.01	54	-9.99	-	-	-	-	286	100	V

* - indicates frequency in CFR47 Pt 15 / IC RSS-Restricted Band
PK-U - U-NII: Maximum Peak
ADR - U-NII AD primary method, RMS average

UL Korea, Ltd. Confidential
This report shall not be reproduced except in full, without the written approval of UL Korea, Ltd.

HIGH CHANNEL HORIZONTAL

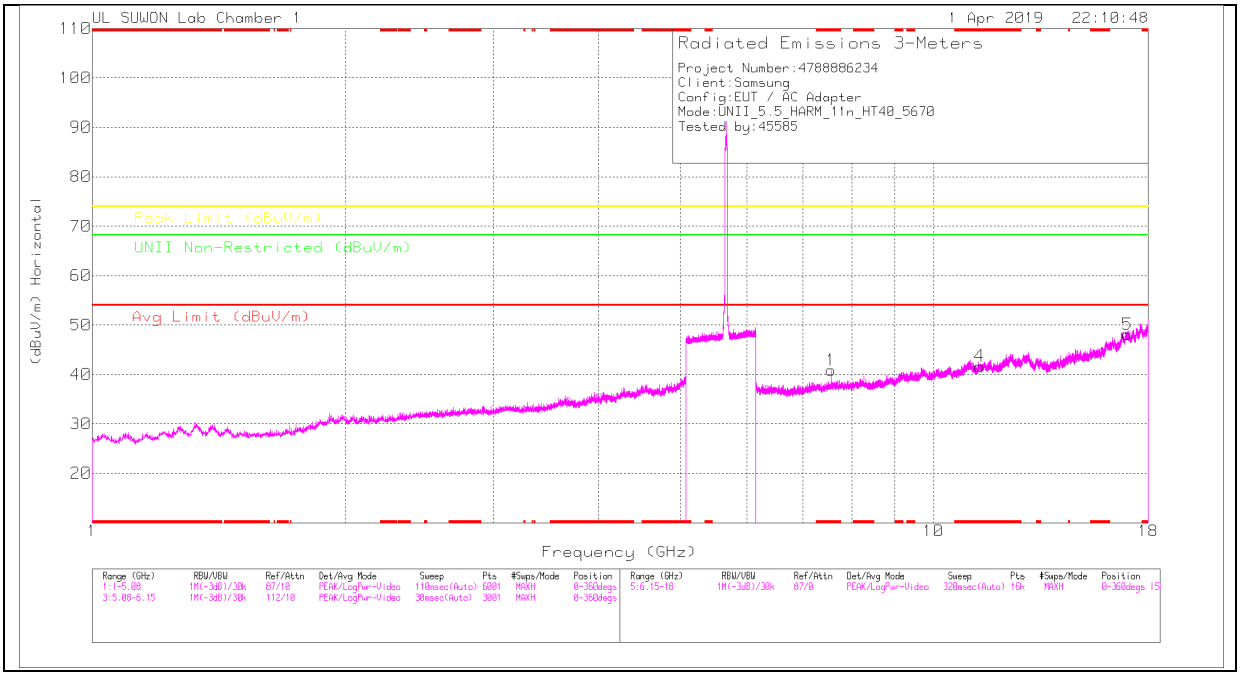

HIGH CHANNEL VERTICAL

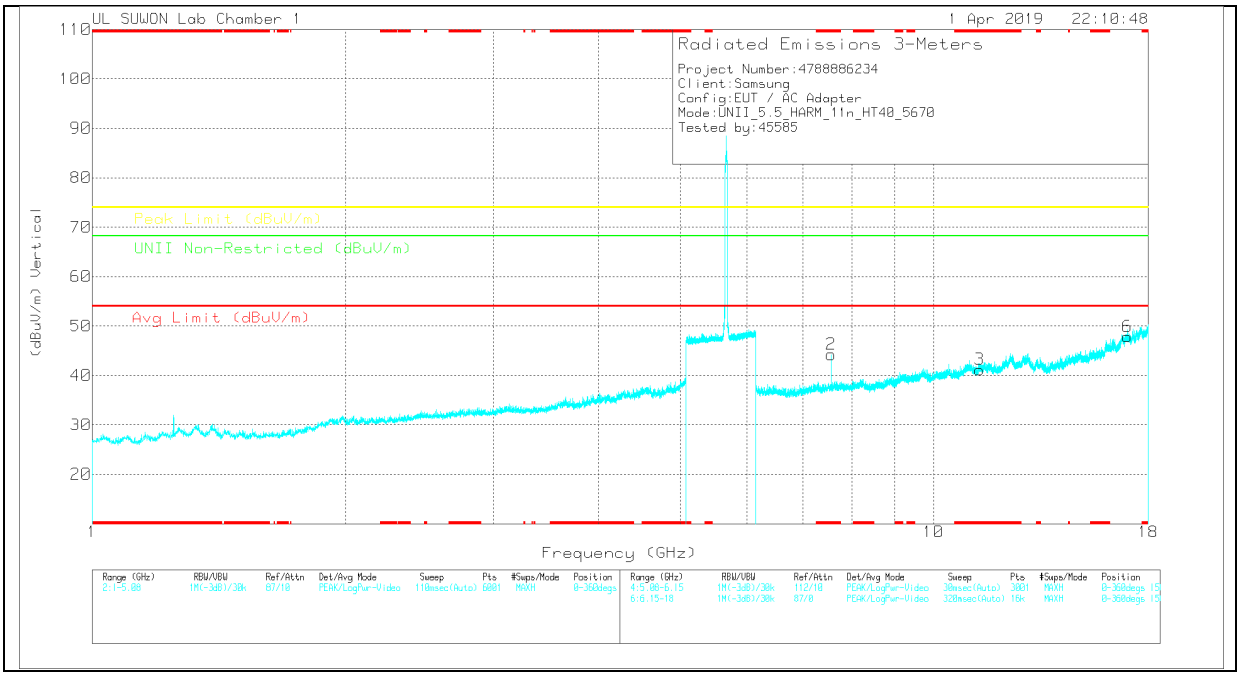

Note: Emission was scanned up to 40GHz; No emissions were detected above the noise floor which was at least 20dB below the specification limit.

UL Korea, Ltd. Confidential
This report shall not be reproduced except in full, without the written approval of UL Korea, Ltd.

HIGH CHANNEL DATA

Trace Markers

Marker	Frequency (GHz)	Meter Reading (dBuV)	Det	3117_00168717	6GHz_HP[dB]	DC Corr (dB)	Corrected Reading (dBuV/m)	Avg Limit (dBuV/m)	Margin (dB)	Peak Limit (dBuV/m)	Margin (dB)	UNII Non-Restricted (dBuV/m)	Margin (dB)	Azimuth (Degs)	Height (cm)	Polarity
1	* 7.559	31.58	PK	35.8	-26.5	0	40.88	-	-	74	-33.12	-	-	0-360	250	H
4	* 11.341	25.46	PK	38.4	-22.2	0	41.66	-	-	74	-32.34	-	-	0-360	250	H
5	17.01	23.8	PK	41.7	-17.4	0	48.1	-	-	-	-	68.2	-20.1	0-360	150	H
2	* 7.559	34.95	PK	35.8	-26.5	0	44.25	-	-	74	-29.75	-	-	0-360	150	V
3	* 11.341	24.99	PK	38.4	-22.2	0	41.19	-	-	74	-32.81	-	-	0-360	150	V
6	17.01	23.56	PK	41.7	-17.4	0	47.86	-	-	-	-	68.2	-20.34	0-360	250	V

* - indicates frequency in CFR47 Pt 15 / IC RSS-Restricted Band
PK – Peak Detector

Radiated Emissions

Frequency (GHz)	Meter Reading (dBuV)	Det	3117_00168717	6GHz_HP[dB]	DC Corr (dB)	Corrected Reading (dBuV/m)	Avg Limit (dBuV/m)	Margin (dB)	Peak Limit (dBuV/m)	Margin (dB)	UNII Non-Restricted (dBuV/m)	Margin (dB)	Azimuth (Degs)	Height (cm)	Polarity
* 7.56	41.12	PK-U	35.8	-26.5	0	50.42	-	-	74	-23.58	-	-	148	108	H
* 7.56	32.17	ADR	35.8	-26.5	0	41.47	54	-12.53	-	-	-	-	148	108	H
* 7.56	43.4	PK-U	35.8	-26.5	0	52.7	-	-	74	-21.3	-	-	282	100	V
* 7.56	36.51	ADR	35.8	-26.5	0	45.81	54	-8.19	-	-	-	-	282	100	V

* - indicates frequency in CFR47 Pt 15 / IC RSS-Restricted Band
PK-U - U-NII: Maximum Peak
ADR - U-NII AD primary method, RMS average

UL Korea, Ltd. Confidential
This report shall not be reproduced except in full, without the written approval of UL Korea, Ltd.

11.3.9. TX ABOVE 1GHz 802.11n HT40 1Tx ANT2 IN THE 5.5GHz BAND RESTRICTED BANDEDGE (LOW CHANNEL)

HORIZONTAL PEAK AND AVERAGE DATA

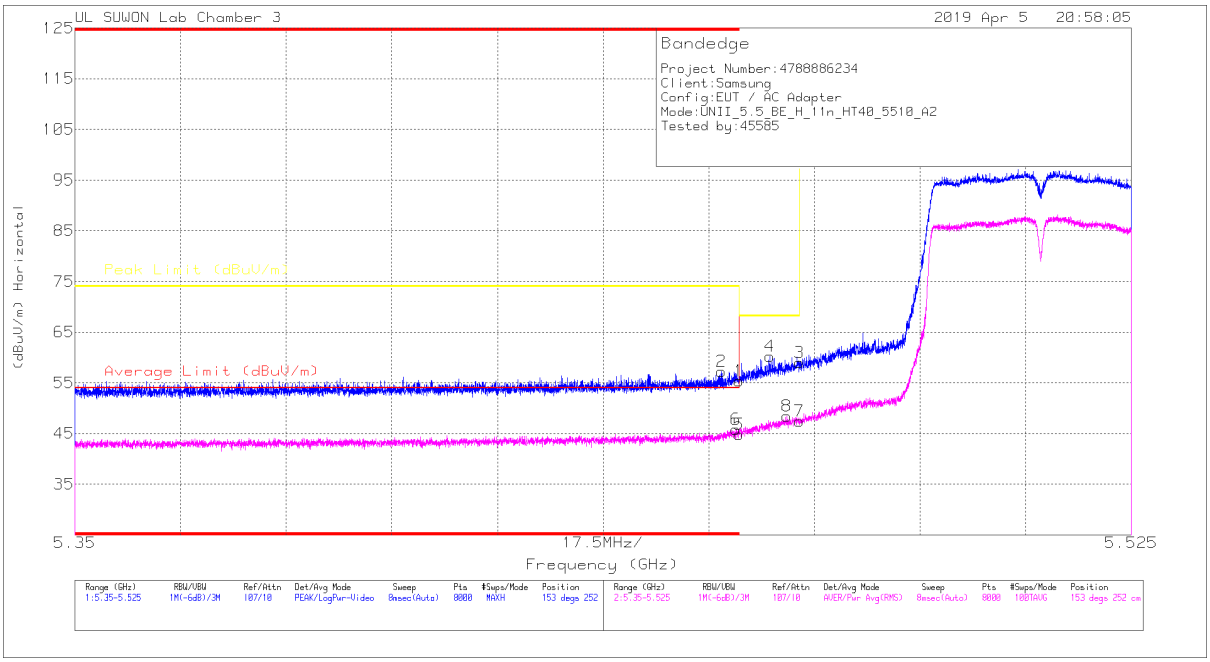

Trace Markers

Marker	Frequency (GHz)	Meter Reading (dBuV)	Det	3117_00205959	10dB[dB]	DC Corr (dB)	Corrected Reading (dBuV/m)	Average Limit (dBuV/m)	Margin (dB)	Peak Limit (dBuV/m)	PK Margin (dB)	Azimuth (Degs)	Height (cm)	Polarity
1	* 5.46	39.03	Pk	34.7	-18.4	0	55.33	-	-	74	-18.67	153	252	H
2	* 5.457	41.03	Pk	34.7	-18.5	0	57.23	-	-	74	-16.77	153	252	H
3	5.47	42.83	Pk	34.7	-18.5	0	59.03	-	-	68.2	-9.17	153	252	H
4	5.465	43.89	Pk	34.7	-18.4	0	60.19	-	-	68.2	-8.01	153	252	H
5	* 5.46	29.1	RMS	34.7	-19	0	44.8	54	-9.2	-	-	153	252	H
6	* 5.459	30.11	RMS	34.7	-19	0	45.81	54	-8.19	-	-	153	252	H
7	5.47	31.63	RMS	34.7	-18.9	0	47.43	-	-	-	-	153	252	H
8	5.468	32.59	RMS	34.7	-18.9	0	48.39	-	-	-	-	153	252	H

* - indicates frequency in CFR47 Pt 15 / IC RSS-Restricted Band
Pk - Peak detector
RMS - RMS detection

UL Korea, Ltd. Confidential
This report shall not be reproduced except in full, without the written approval of UL Korea, Ltd.

VERTICAL PEAK AND AVERAGE DATA

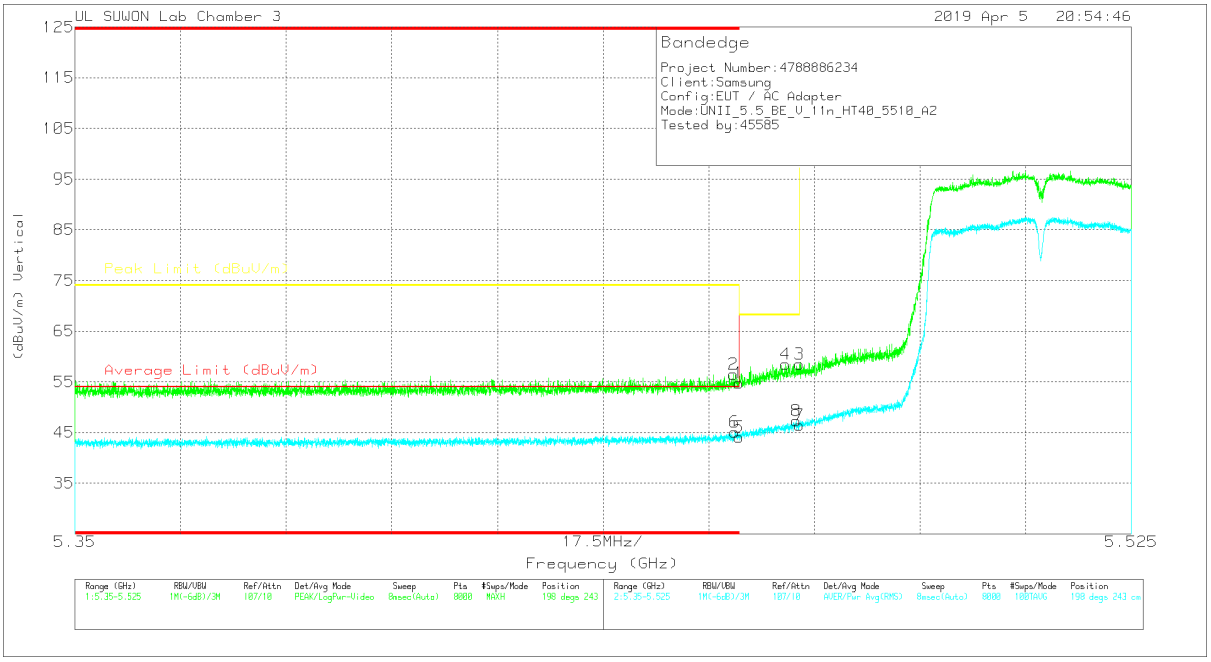

Trace Markers

Marker	Frequency (GHz)	Meter Reading (dBuV)	Det	3117_00205959	10dB[dB]	DC Corr (dB)	Corrected Reading (dBuV/m)	Average Limit (dBuV/m)	Margin (dB)	Peak Limit (dBuV/m)	PK Margin (dB)	Azimuth (Degs)	Height (cm)	Polarity
1	* 5.46	38.49	Pk	34.7	-18.4	0	54.79	-	-	74	-19.21	198	243	V
2	* 5.459	40.32	Pk	34.7	-18.5	0	56.52	-	-	74	-17.48	198	243	V
3	5.47	42.29	Pk	34.7	-18.5	0	58.49	-	-	68.2	-9.71	198	243	V
4	5.468	42.32	Pk	34.7	-18.5	0	58.52	-	-	68.2	-9.68	198	243	V
5	* 5.46	28.43	RMS	34.7	-19	0	44.13	54	-9.87	-	-	198	243	V
6	* 5.459	29.39	RMS	34.7	-19	0	45.09	54	-8.91	-	-	198	243	V
7	5.47	30.66	RMS	34.7	-18.9	0	46.46	-	-	-	-	198	243	V
8	5.47	31.46	RMS	34.7	-18.9	0	47.26	-	-	-	-	198	243	V

* - indicates frequency in CFR47 Pt 15 / IC RSS-Restricted Band
Pk - Peak detector
RMS - RMS detection

UL Korea, Ltd. Confidential
This report shall not be reproduced except in full, without the written approval of UL Korea, Ltd.

AUTHORIZED BANDEDGE (HIGH CHANNEL)

HORIZONTAL PEAK AND AVERAGE DATA

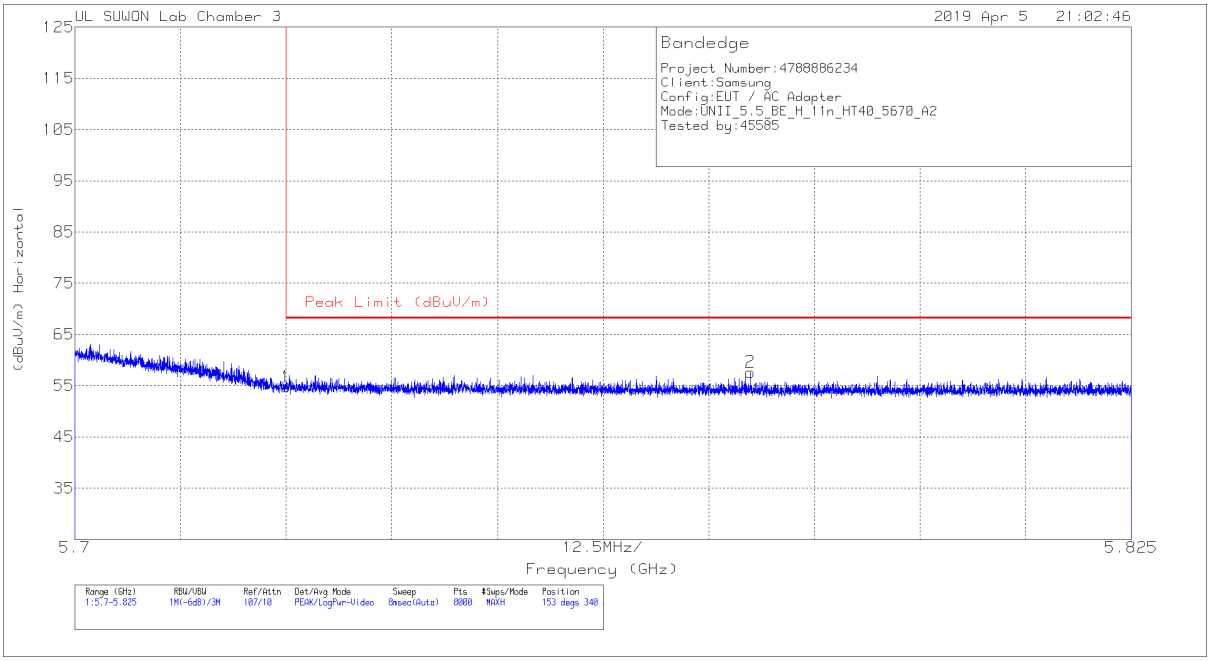

Trace Markers

Marker	Frequency (GHz)	Meter Reading (dBuV)	Det	3117_00205959	10dB[dB]	DC Corr (dB)	Corrected Reading (dBuV/m)	Peak Limit (dBuV/m)	PK Margin (dB)	Azimuth (Degs)	Height (cm)	Polarity
1	5.725	37.91	Pk	34.8	-17.9	0	54.81	68.2	-13.39	153	340	H
2	5.78	40.57	Pk	34.9	-17.8	0	57.67	68.2	-10.53	153	340	H

Pk - Peak detector

UL Korea, Ltd. Confidential
This report shall not be reproduced except in full, without the written approval of UL Korea, Ltd.

VERTICAL PEAK AND AVERAGE DATA

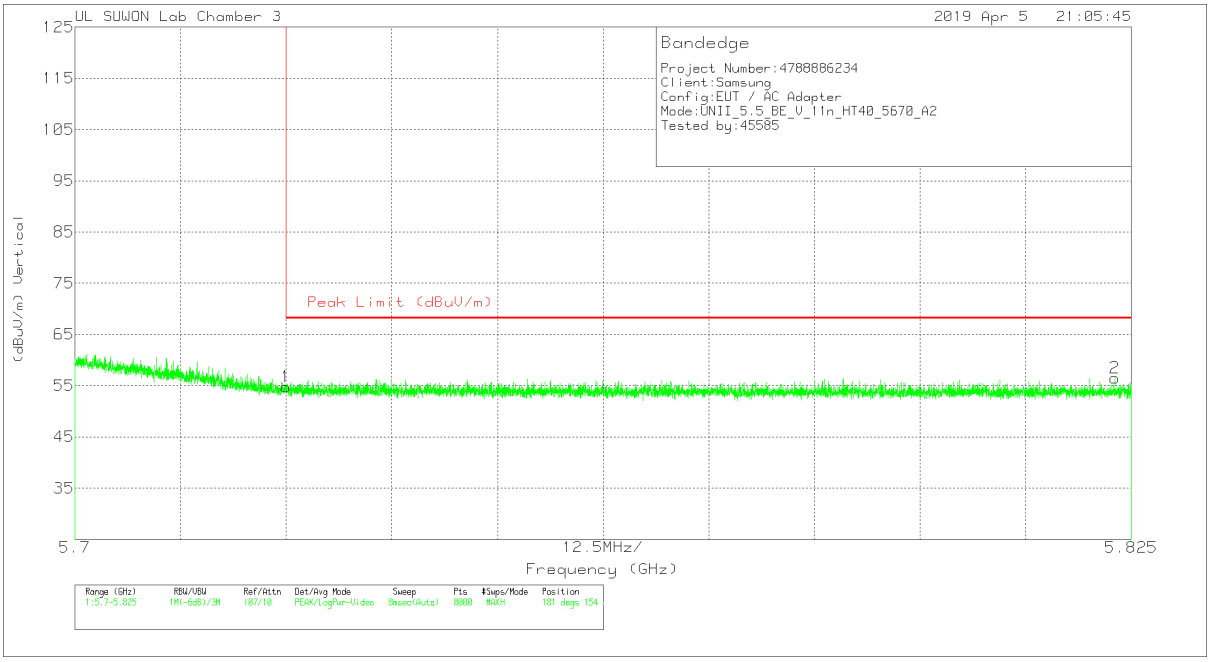

Trace Markers

Marker	Frequency (GHz)	Meter Reading (dBuV)	Det	3117_00205959	10dB[dB]	DC Corr (dB)	Corrected Reading (dBuV/m)	Peak Limit (dBuV/m)	PK Margin (dB)	Azimuth (Degs)	Height (cm)	Polarity
1	5.725	37.92	Pk	34.8	-17.9	0	54.82	68.2	-13.38	181	154	V
2	5.823	39.3	Pk	34.9	-17.7	0	56.5	68.2	-11.7	181	154	V

Pk - Peak detector

UL Korea, Ltd. Confidential
This report shall not be reproduced except in full, without the written approval of UL Korea, Ltd.

HARMONICS AND SPURIOUS EMISSIONS

LOW CHANNEL HORIZONTAL

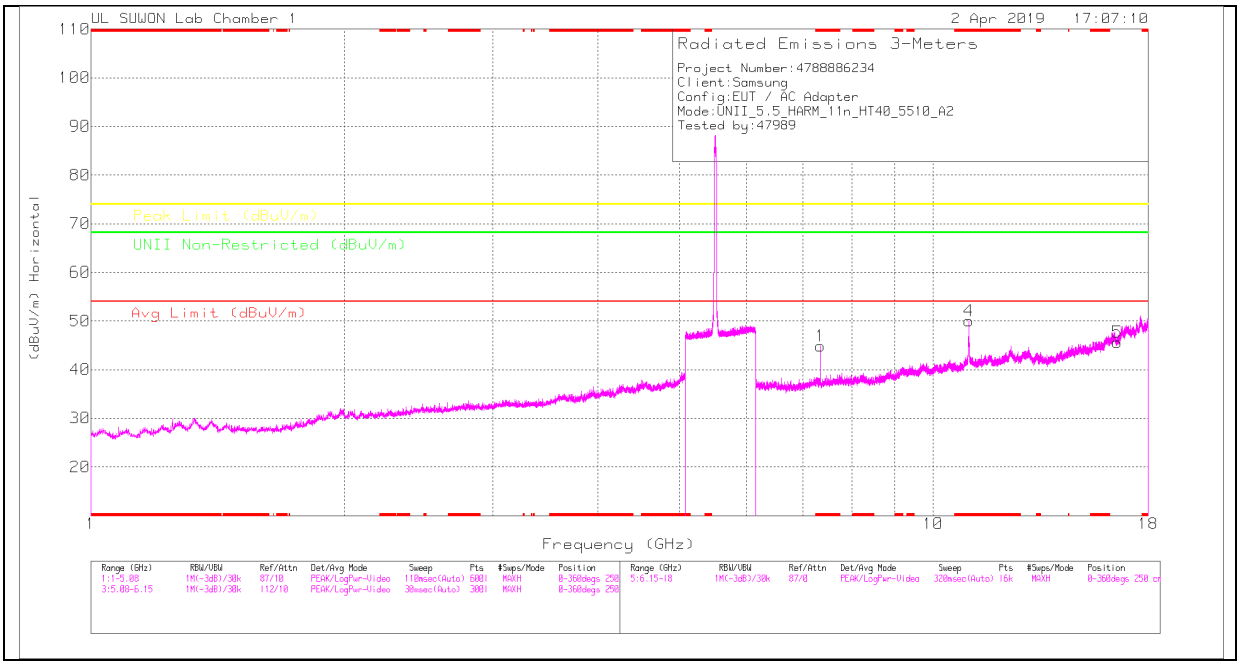

LOW CHANNEL VERTICAL

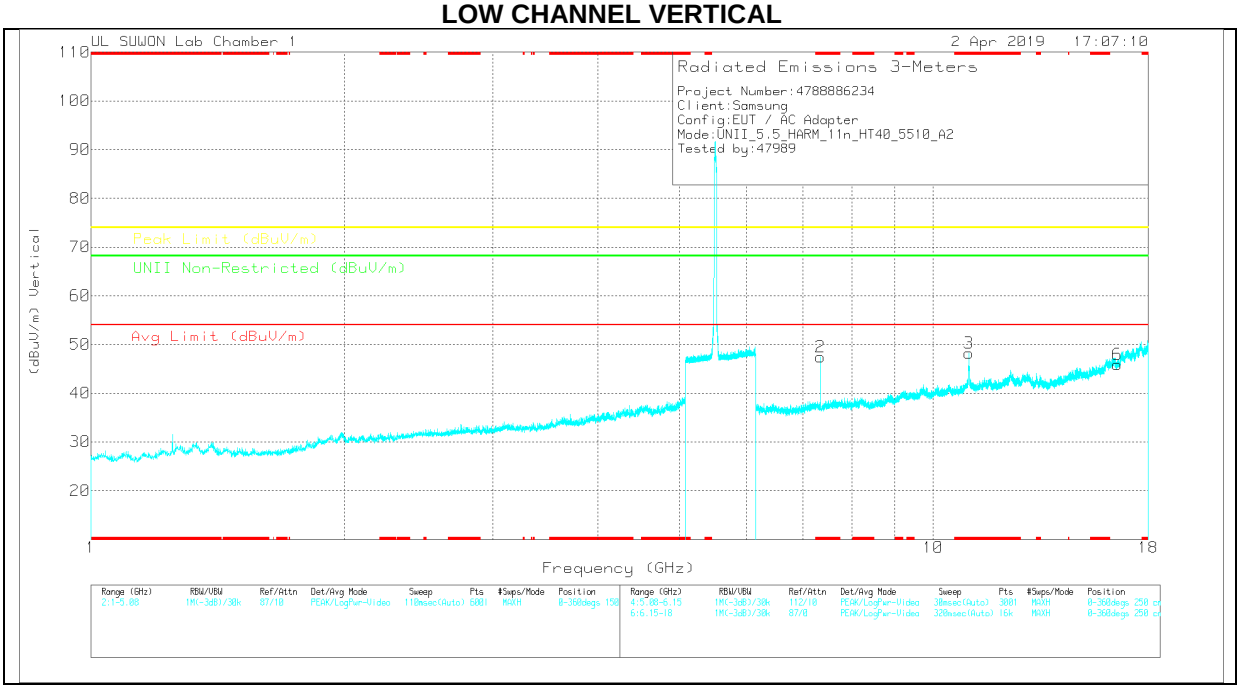

Note: Emission was scanned up to 40GHz; No emissions were detected above the noise floor which was at least 20dB below the specification limit.

UL Korea, Ltd. Confidential
This report shall not be reproduced except in full, without the written approval of UL Korea, Ltd.

LOW CHANNEL DATA

Trace Markers

Marker	Frequency (GHz)	Meter Reading (dBuV)	Det	3117_00168717	6GHz_HP[dB]	DC Corr (dB)	Corrected Reading (dBuV/m)	Avg Limit (dBuV/m)	Margin (dB)	Peak Limit (dBuV/m)	Margin (dB)	UNII Non-Restricted (dBuV/m)	Margin (dB)	Azimuth (Degs)	Height (cm)	Polarity
1	* 7.346	36.5	PK	35.8	-27.4	0	44.9	-	-	74	-29.1	-	-	0-360	250	H
4	* 11.019	33.44	PK	38.2	-21.6	0	50.04	-	-	74	-23.96	-	-	0-360	150	H
5	16.53	24.16	PK	40.9	-19.4	0	45.66	-	-	-	-	68.2	-22.54	0-360	250	H
2	* 7.347	39	PK	35.8	-27.4	0	47.4	-	-	74	-26.6	-	-	0-360	150	V
3	* 11.019	31.64	PK	38.2	-21.6	0	48.24	-	-	74	-25.76	-	-	0-360	150	V
6	16.53	24.39	PK	40.9	-19.4	0	45.89	-	-	-	-	68.2	-22.31	0-360	250	V

* - indicates frequency in CFR47 Pt 15 / IC RSS-Restricted Band
PK – Peak Detector

Radiated Emissions

Frequency (GHz)	Meter Reading (dBuV)	Det	3117_00168717	6GHz_HP[dB]	DC Corr (dB)	Corrected Reading (dBuV/m)	Avg Limit (dBuV/m)	Margin (dB)	Peak Limit (dBuV/m)	Margin (dB)	UNII Non-Restricted (dBuV/m)	Margin (dB)	Azimuth (Degs)	Height (cm)	Polarity
* 7.346	42.39	PK-U	35.8	-27.4	0	50.79	-	-	74	-23.21	-	-	199	386	H
* 7.347	35.09	ADR	35.8	-27.4	0	43.49	54	-10.51	-	-	-	-	199	386	H
* 7.347	44.38	PK-U	35.8	-27.4	0	52.78	-	-	74	-21.22	-	-	178	154	V
* 7.347	38.75	ADR	35.8	-27.4	0	47.15	54	-6.85	-	-	-	-	178	154	V
* 11.02	41.77	PK-U	38.2	-21.6	0	58.37	-	-	74	-15.63	-	-	199	119	V
* 11.02	30.71	ADR	38.2	-21.6	0	47.31	54	-6.69	-	-	-	-	199	119	V
* 11.02	43.18	PK-U	38.2	-21.6	0	59.78	-	-	74	-14.22	-	-	218	160	H
* 11.02	33.32	ADR	38.2	-21.6	0	49.92	54	-4.08	-	-	-	-	218	160	H

* - indicates frequency in CFR47 Pt 15 / IC RSS-Restricted Band
PK-U - U-NII: Maximum Peak
ADR - U-NII AD primary method, RMS average

UL Korea, Ltd. Confidential
This report shall not be reproduced except in full, without the written approval of UL Korea, Ltd.

MID CHANNEL HORIZONTAL

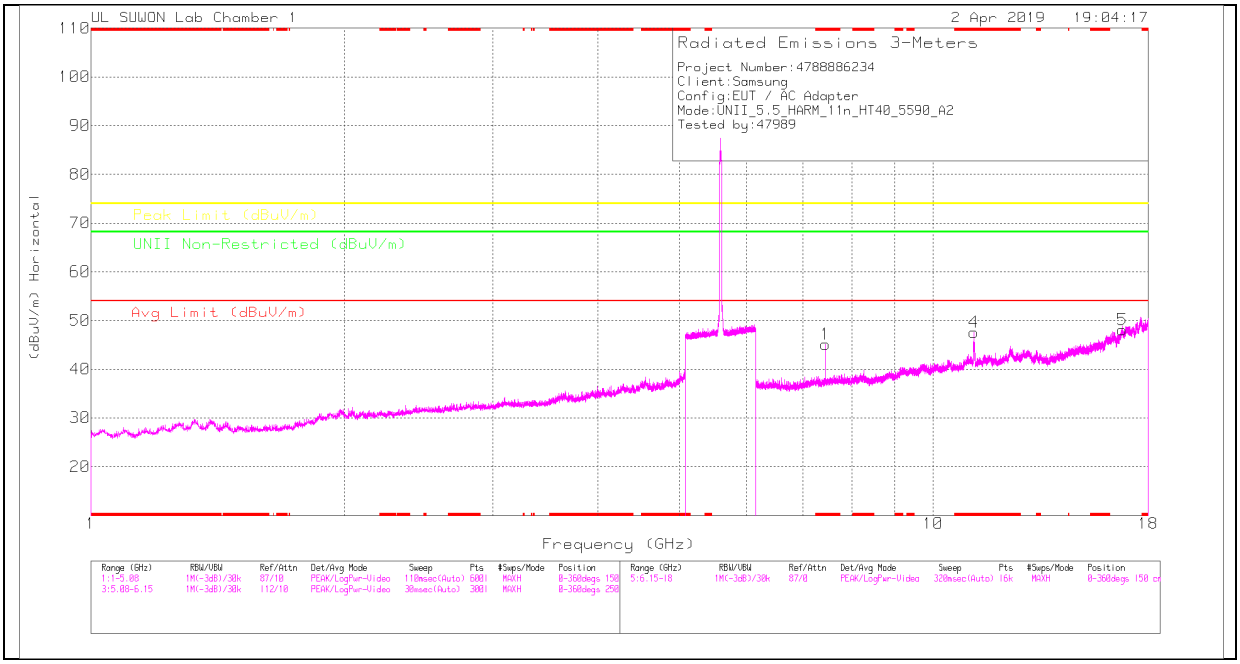

MID CHANNEL VERTICAL

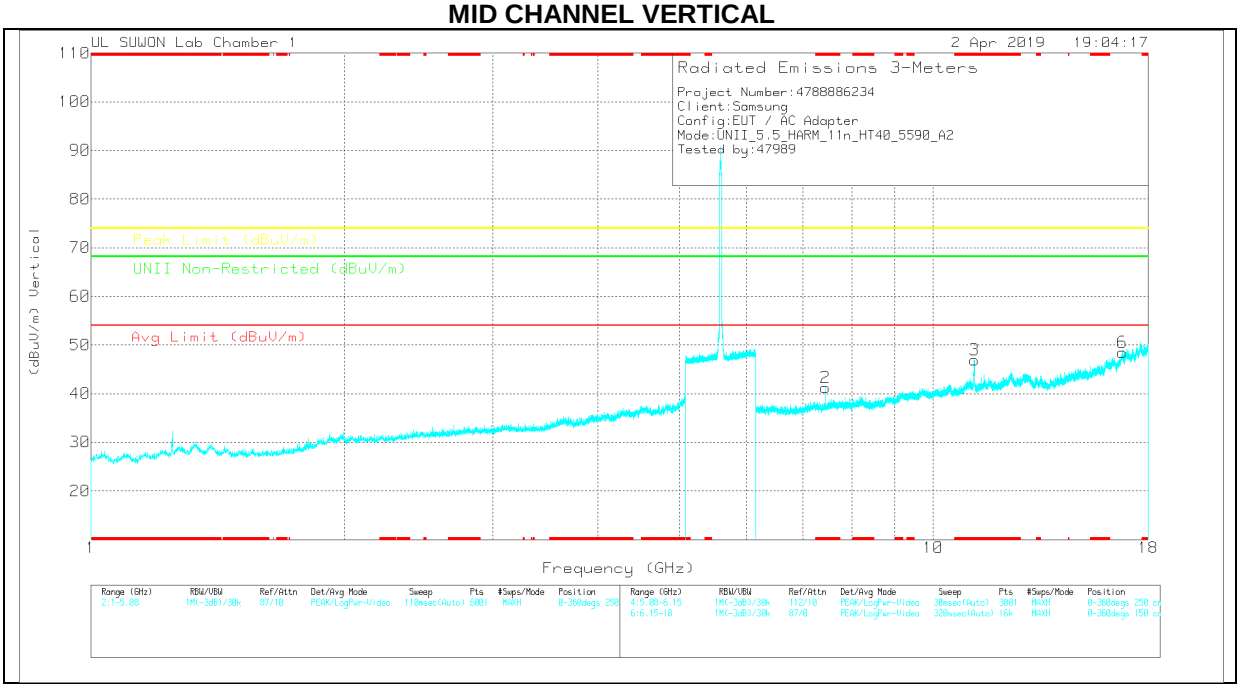

Note: Emission was scanned up to 40GHz; No emissions were detected above the noise floor which was at least 20dB below the specification limit.

UL Korea, Ltd. Confidential
This report shall not be reproduced except in full, without the written approval of UL Korea, Ltd.

MID CHANNEL DATA

Trace Markers

Marker	Frequency (GHz)	Meter Reading (dBuV)	Det	3117_00168717	6GHz_HP[dB]	DC Corr (dB)	Corrected Reading (dBuV/m)	Avg Limit (dBuV/m)	Margin (dB)	Peak Limit (dBuV/m)	Margin (dB)	UNII Non-Restricted (dBuV/m)	Margin (dB)	Azimuth (Degs)	Height (cm)	Polarity
1	* 7.453	36.57	PK	35.8	-27.3	0	45.07	-	-	74	-28.93	-	-	0-360	150	H
4	* 11.18	31.62	PK	38.3	-22.4	0	47.52	-	-	74	-26.48	-	-	0-360	150	H
5	16.77	24.04	PK	41.4	-17.3	0	48.14	-	-	-	-	68.2	-20.06	0-360	250	H
2	* 7.453	32.77	PK	35.8	-27.3	0	41.27	-	-	74	-32.73	-	-	0-360	150	V
3	* 11.187	30.99	PK	38.3	-22.4	0	46.89	-	-	74	-27.11	-	-	0-360	150	V
6	16.768	24.36	PK	41.4	-17.3	0	48.46	-	-	-	-	68.2	-19.74	0-360	250	V

* - indicates frequency in CFR47 Pt 15 / IC RSS-Restricted Band
PK – Peak Detector

Radiated Emissions

Frequency (GHz)	Meter Reading (dBuV)	Det	3117_00168717	6GHz_HP[dB]	DC Corr (dB)	Corrected Reading (dBuV/m)	Avg Limit (dBuV/m)	Margin (dB)	Peak Limit (dBuV/m)	Margin (dB)	UNII Non-Restricted (dBuV/m)	Margin (dB)	Azimuth (Degs)	Height (cm)	Polarity
* 7.453	43.53	PK-U	35.8	-27.3	0	52.03	-	-	74	-21.97	-	-	246	191	H
* 7.453	37.32	ADR	35.8	-27.3	0	45.82	54	-8.18	-	-	-	-	246	191	H
* 7.453	42.97	PK-U	35.8	-27.3	0	51.47	-	-	74	-22.53	-	-	215	188	V
* 7.453	34.5	ADR	35.8	-27.3	0	43	54	-11	-	-	-	-	215	188	V
* 11.18	42.9	PK-U	38.3	-22.4	0	58.8	-	-	74	-15.2	-	-	173	163	V
* 11.18	31.05	ADR	38.3	-22.4	0	46.95	54	-7.05	-	-	-	-	173	163	V
* 11.18	41.51	PK-U	38.3	-22.4	0	57.41	-	-	74	-16.59	-	-	193	146	H
* 11.18	31.26	ADR	38.3	-22.4	0	47.16	54	-6.84	-	-	-	-	193	146	H

* - indicates frequency in CFR47 Pt 15 / IC RSS-Restricted Band
PK-U - U-NII: Maximum Peak
ADR - U-NII AD primary method, RMS average

UL Korea, Ltd. Confidential
This report shall not be reproduced except in full, without the written approval of UL Korea, Ltd.

HIGH CHANNEL HORIZONTAL

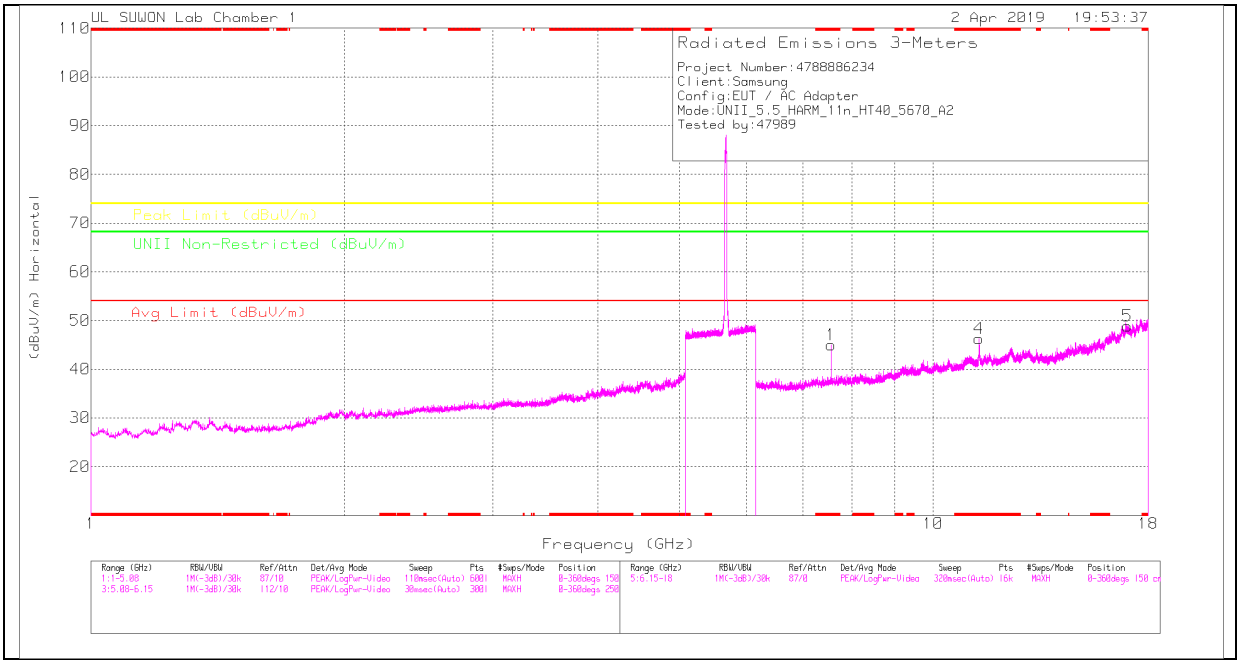

HIGH CHANNEL VERTICAL

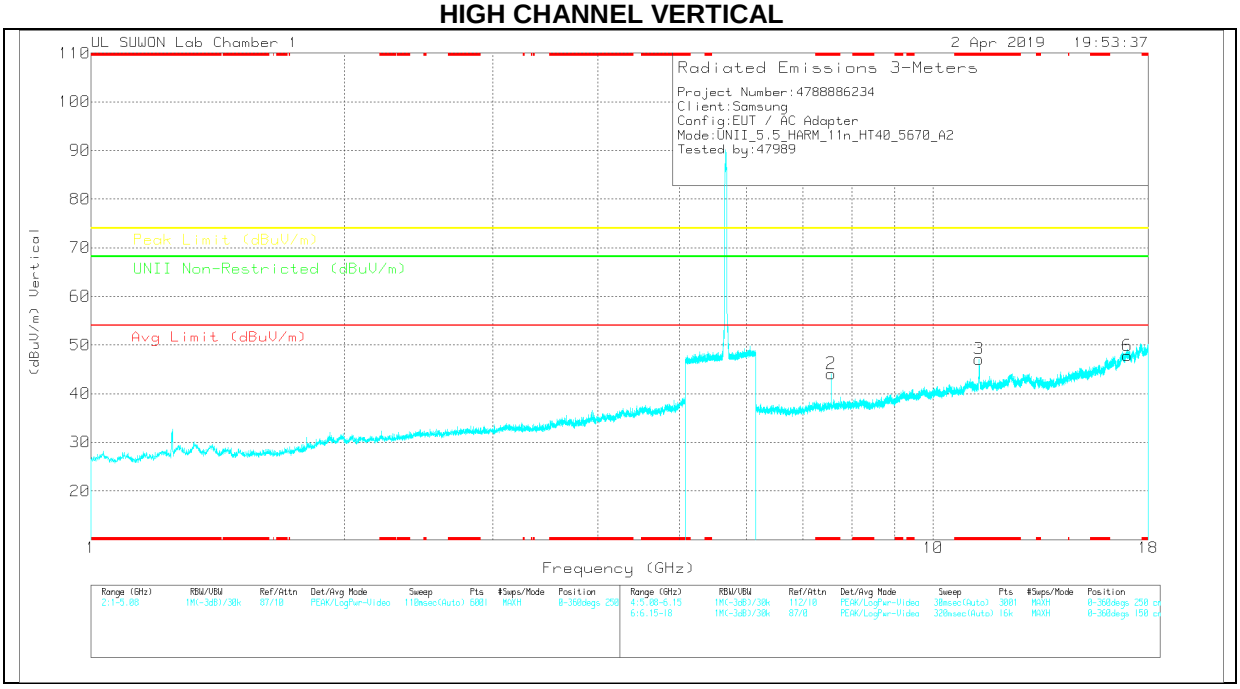

Note: Emission was scanned up to 40GHz; No emissions were detected above the noise floor which was at least 20dB below the specification limit.

UL Korea, Ltd. Confidential
This report shall not be reproduced except in full, without the written approval of UL Korea, Ltd.

HIGH CHANNEL DATA

Trace Markers

Marker	Frequency (GHz)	Meter Reading (dBuV)	Det	3117_00168717	6GHz_HP[dB]	DC Corr (dB)	Corrected Reading (dBuV/m)	Avg Limit (dBuV/m)	Margin (dB)	Peak Limit (dBuV/m)	Margin (dB)	UNII Non-Restricted (dBuV/m)	Margin (dB)	Azimuth (Degs)	Height (cm)	Polarity
1	* 7.559	35.63	PK	35.8	-26.5	0	44.93	-	-	74	-29.07	-	-	0-360	250	H
4	* 11.34	30.13	PK	38.4	-22.2	0	46.33	-	-	74	-27.67	-	-	0-360	150	H
5	17.011	24.51	PK	41.7	-17.4	0	48.81	-	-	-	-	68.2	-19.39	0-360	150	H
2	* 7.559	34.84	PK	35.8	-26.5	0	44.14	-	-	74	-29.86	-	-	0-360	150	V
3	* 11.34	30.92	PK	38.4	-22.2	0	47.12	-	-	74	-26.88	-	-	0-360	150	V
6	17.011	23.51	PK	41.7	-17.4	0	47.81	-	-	-	-	68.2	-20.39	0-360	250	V

* - indicates frequency in CFR47 Pt 15 / IC RSS-Restricted Band
PK – Peak Detector

Radiated Emissions

Frequency (GHz)	Meter Reading (dBuV)	Det	3117_00168717	6GHz_HP[dB]	DC Corr (dB)	Corrected Reading (dBuV/m)	Avg Limit (dBuV/m)	Margin (dB)	Peak Limit (dBuV/m)	Margin (dB)	UNII Non-Restricted (dBuV/m)	Margin (dB)	Azimuth (Degs)	Height (cm)	Polarity
* 7.56	42.72	PK-U	35.8	-26.5	0	52.02	-	-	74	-21.98	-	-	267	189	H
* 7.56	36.03	ADR	35.8	-26.5	0	45.33	54	-8.67	-	-	-	-	267	189	H
* 7.56	42.35	PK-U	35.8	-26.5	0	51.65	-	-	74	-22.35	-	-	218	173	V
* 7.56	34.61	ADR	35.8	-26.5	0	43.91	54	-10.09	-	-	-	-	218	173	V
* 11.34	42.53	PK-U	38.4	-22.2	0	58.73	-	-	74	-15.27	-	-	174	164	V
* 11.34	30.5	ADR	38.4	-22.2	0	46.7	54	-7.3	-	-	-	-	174	164	V
* 11.341	40.42	PK-U	38.4	-22.2	0	56.62	-	-	74	-17.38	-	-	220	154	H
* 11.34	29.77	ADR	38.4	-22.2	0	45.97	54	-8.03	-	-	-	-	220	154	H

* - indicates frequency in CFR47 Pt 15 / IC RSS-Restricted Band
PK-U - U-NII: Maximum Peak
ADR - U-NII AD primary method, RMS average

UL Korea, Ltd. Confidential
This report shall not be reproduced except in full, without the written approval of UL Korea, Ltd.

11.3.10. TX ABOVE 1GHz 802.11ac VHT80 2Tx CDD MODE IN THE 5.5GHz BAND RESTRICTED BANDEDGE (LOW CHANNEL)

HORIZONTAL PEAK AND AVERAGE DATA

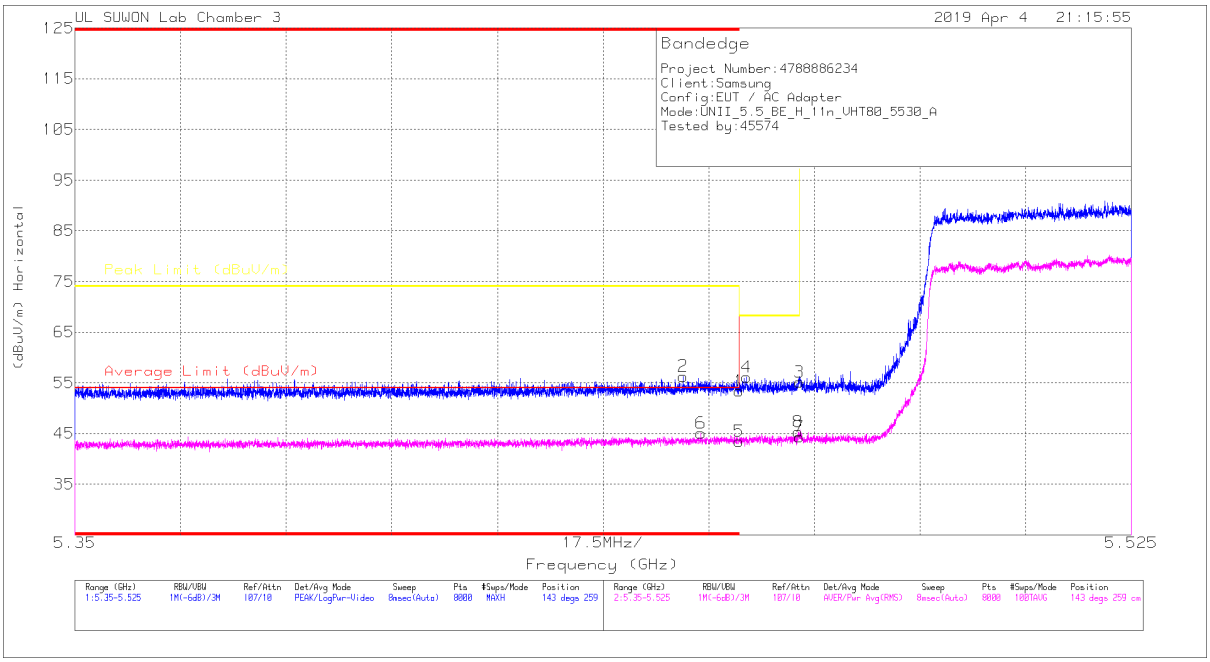

Trace Markers

Marker	Frequency (GHz)	Meter Reading (dBuV)	Det	3117_00205959	10dB[dB]	DC Corr (dB)	Corrected Reading (dBuV/m)	Average Limit (dBuV/m)	Margin (dB)	Peak Limit (dBuV/m)	PK Margin (dB)	Azimuth (Degs)	Height (cm)	Polarity
1	* 5.46	37.1	Pk	34.7	-18.4	0	53.4	-	-	74	-20.6	143	259	H
2	* 5.451	40.11	Pk	34.7	-18.5	0	56.31	-	-	74	-17.69	143	259	H
3	5.47	38.92	Pk	34.7	-18.5	0	55.12	-	-	68.2	-13.08	143	259	H
4	5.461	39.77	Pk	34.7	-18.4	0	56.07	-	-	68.2	-12.13	143	259	H
5	* 5.46	27.75	RMS	34.7	-19	0	43.45	54	-10.55	-	-	143	259	H
6	* 5.454	29.4	RMS	34.7	-19	0	45.1	54	-8.9	-	-	143	259	H
7	5.47	28.57	RMS	34.7	-18.9	0	44.37	-	-	-	-	143	259	H
8	5.47	29.47	RMS	34.7	-18.9	0	45.27	-	-	-	-	143	259	H

* - indicates frequency in CFR47 Pt 15 / IC RSS-Restricted Band
Pk - Peak detector
RMS - RMS detection

UL Korea, Ltd. Confidential
This report shall not be reproduced except in full, without the written approval of UL Korea, Ltd.

VERTICAL PEAK AND AVERAGE DATA

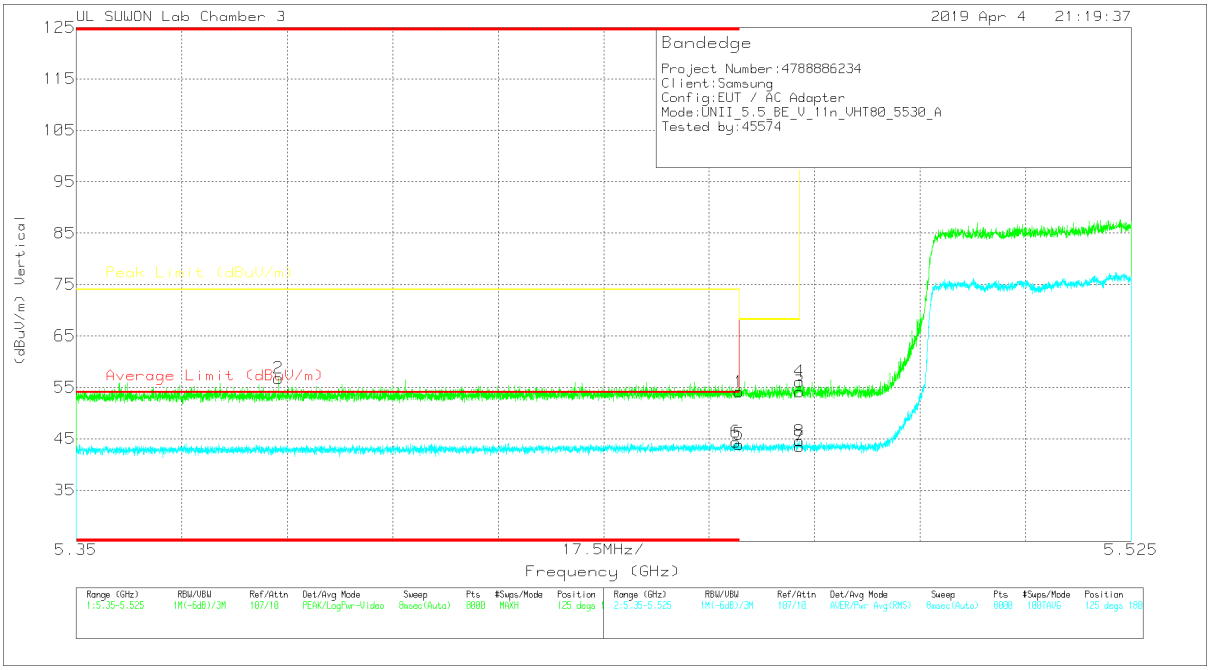

Trace Markers

Marker	Frequency (GHz)	Meter Reading (dBuV)	Det	3117_00205959	10dB[dB]	DC Corr (dB)	Corrected Reading (dBuV/m)	Average Limit (dBuV/m)	Margin (dB)	Peak Limit (dBuV/m)	PK Margin (dB)	Azimuth (Degs)	Height (cm)	Polarity
1	* 5.46	37.8	Pk	34.7	-18.4	0	54.1	-	-	74	-19.9	125	180	V
2	* 5.384	40.76	Pk	34.7	-18.7	0	56.76	-	-	74	-17.24	125	180	V
3	5.47	37.96	Pk	34.7	-18.5	0	54.16	-	-	68.2	-14.04	125	180	V
4	5.47	39.91	Pk	34.7	-18.5	0	56.11	-	-	68.2	-12.09	125	180	V
5	* 5.46	28.2	RMS	34.7	-19	0	43.9	54	-10.1	-	-	125	180	V
6	* 5.459	28.68	RMS	34.7	-19	0	44.38	54	-9.62	-	-	125	180	V
7	5.47	27.66	RMS	34.7	-18.9	0	43.46	-	-	-	-	125	180	V
8	5.47	28.75	RMS	34.7	-18.9	0	44.55	-	-	-	-	125	180	V

* - indicates frequency in CFR47 Pt 15 / IC RSS-Restricted Band
Pk - Peak detector
RMS - RMS detection

AUTHORIZED BANDEDGE (HIGH CHANNEL)

UL Korea, Ltd. Confidential
This report shall not be reproduced except in full, without the written approval of UL Korea, Ltd.

HORIZONTAL PEAK AND AVERAGE DATA

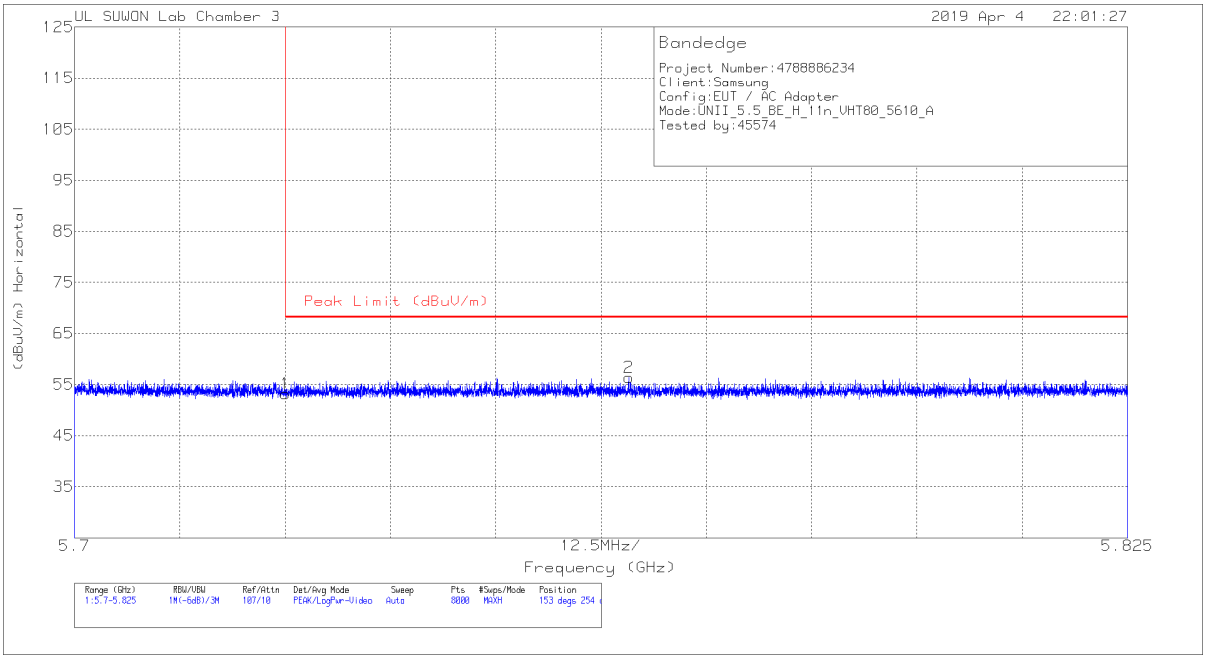

Trace Markers

Marker	Frequency (GHz)	Meter Reading (dBuV)	Det	3117_00205959	10dB[dB]	Corrected Reading (dBuV/m)	Peak Limit (dBuV/m)	PK Margin (dB)	Azimuth (Degs)	Height (cm)	Polarity
1	5.725	36.34	Pk	34.8	-17.9	53.24	68.2	-14.96	153	254	H
2	5.766	39.51	Pk	34.8	-17.9	56.41	68.2	-11.79	153	254	H

Pk - Peak detector

UL Korea, Ltd. Suwon Laboratory FORM ID: FCC_15E
218 Maeyeong-ro, Yeongtong-gu, Suwon-si, Gyeonggi-do, 16675 Korea TEL: (031) 337-9902,FAX: (031) 213-5433
UL Korea, Ltd. Confidential
This report shall not be reproduced except in full, without the written approval of UL Korea, Ltd.

VERTICAL PEAK AND AVERAGE DATA

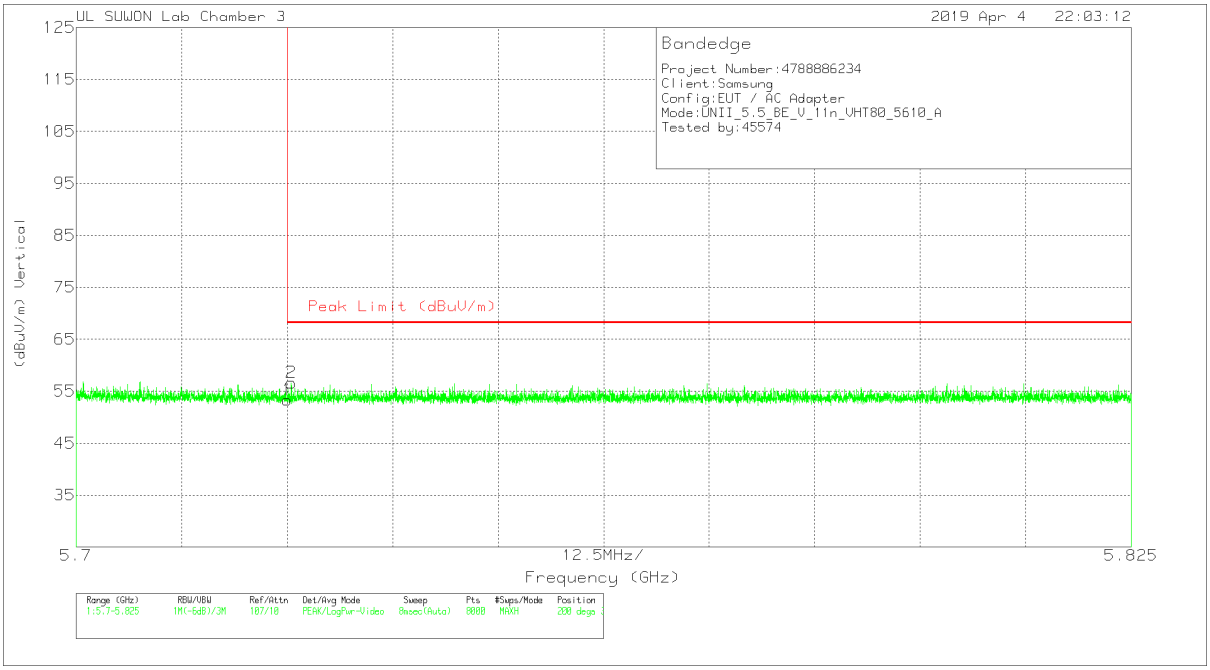

Trace Markers

Marker	Frequency (GHz)	Meter Reading (dBuV)	Det	3117_00205959	10dB[dB]	Corrected Reading (dBuV/m)	Peak Limit (dBuV/m)	PK Margin (dB)	Azimuth (Degs)	Height (cm)	Polarity
1	5.725	36.44	Pk	34.8	-17.9	53.34	68.2	-14.86	200	317	V
2	5.726	39.74	Pk	34.8	-17.9	56.64	68.2	-11.56	200	317	V

Pk - Peak detector

UL Korea, Ltd. Confidential
This report shall not be reproduced except in full, without the written approval of UL Korea, Ltd.

HARMONICS AND SPURIOUS EMISSIONS

LOW CHANNEL HORIZONTAL

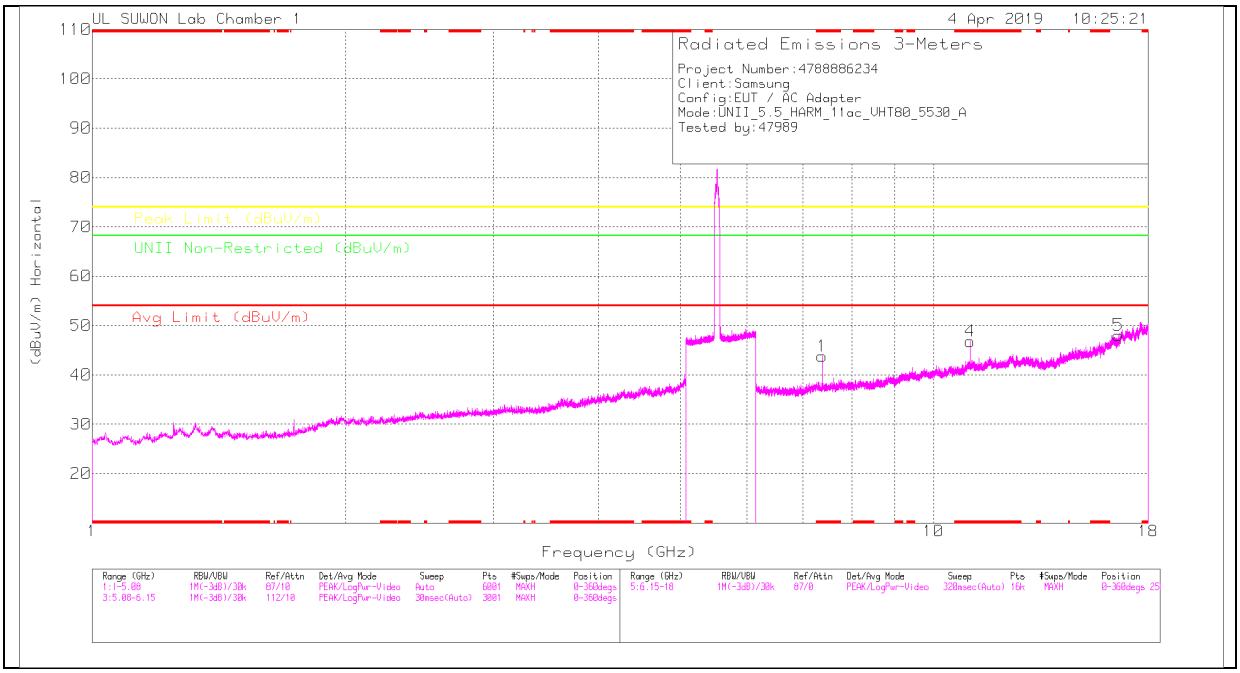

LOW CHANNEL VERTICAL

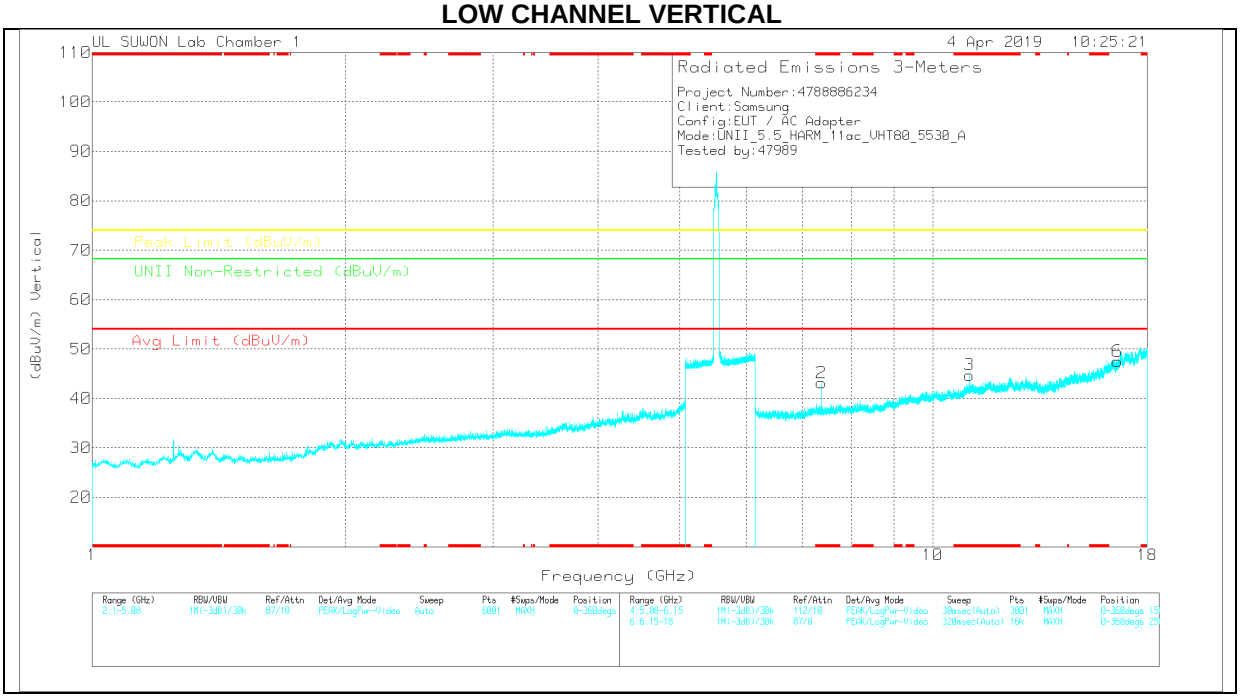

Note: Emission was scanned up to 40GHz; No emissions were detected above the noise floor which was at least 20dB below the specification limit.

UL Korea, Ltd. Confidential
This report shall not be reproduced except in full, without the written approval of UL Korea, Ltd.

LOW CHANNEL DATA

Trace Markers

Marker	Frequency (GHz)	Meter Reading (dBuV)	Det	3117_00168717	6GHz_HP[dB]	DC Corr (dB)	Corrected Reading (dBuV/m)	Avg Limit (dBuV/m)	Margin (dB)	Peak Limit (dBuV/m)	Margin (dB)	UNII Non-Restricted (dBuV/m)	Margin (dB)	Azimuth (Degs)	Height (cm)	Polarity
1	* 7.373	35.5	PK	35.8	-27.5	0	43.8	-	-	74	-30.2	-	-	0-360	250	H
4	* 11.06	30.7	PK	38.2	-22.1	0	46.8	-	-	74	-27.2	-	-	0-360	150	H
5	16.585	25.94	PK	40.9	-18.8	0	48.04	-	-	-	-	68.2	-20.16	0-360	150	H
2	* 7.373	34.83	PK	35.8	-27.5	0	43.13	-	-	74	-30.87	-	-	0-360	150	V
3	* 11.059	28.65	PK	38.2	-22.1	0	44.75	-	-	74	-29.25	-	-	0-360	150	V
6	16.587	25.41	PK	40.9	-18.8	0	47.51	-	-	-	-	68.2	-20.69	0-360	250	V

* - indicates frequency in CFR47 Pt 15 / IC RSS-Restricted Band

PK – Peak Detector

Radiated Emissions

Frequency (GHz)	Meter Reading (dBuV)	Det	3117_00168717	6GHz_HP[dB]	DC Corr (dB)	Corrected Reading (dBuV/m)	Avg Limit (dBuV/m)	Margin (dB)	Peak Limit (dBuV/m)	Margin (dB)	UNII Non-Restricted (dBuV/m)	Margin (dB)	Azimuth (Degs)	Height (cm)	Polarity
* 7.373	42.44	PK-U	35.8	-27.5	0	50.74	-	-	74	-23.26	-	-	207	369	H
* 7.373	35.23	ADR	35.8	-27.5	0	43.53	54	-10.47	-	-	-	-	207	369	H
* 7.373	42.87	PK-U	35.8	-27.5	0	51.17	-	-	74	-22.83	-	-	176	108	V
* 7.373	35.52	ADR	35.8	-27.5	0	43.82	54	-10.18	-	-	-	-	176	108	V
* 11.06	37.65	PK-U	38.2	-22.1	0	53.75	-	-	74	-20.25	-	-	208	145	V
* 11.06	27.98	ADR	38.2	-22.1	0	44.08	54	-9.92	-	-	-	-	208	145	V
* 11.06	38.97	PK-U	38.2	-22.1	0	55.07	-	-	74	-18.93	-	-	222	163	H
* 11.06	31.39	ADR	38.2	-22.1	0	47.49	54	-6.51	-	-	-	-	222	163	H

* - indicates frequency in CFR47 Pt 15 / IC RSS-Restricted Band

PK-U - U-NII: Maximum Peak

ADR - U-NII AD primary method, RMS average

UL Korea, Ltd. Confidential
This report shall not be reproduced except in full, without the written approval of UL Korea, Ltd.

HIGH CHANNEL HORIZONTAL

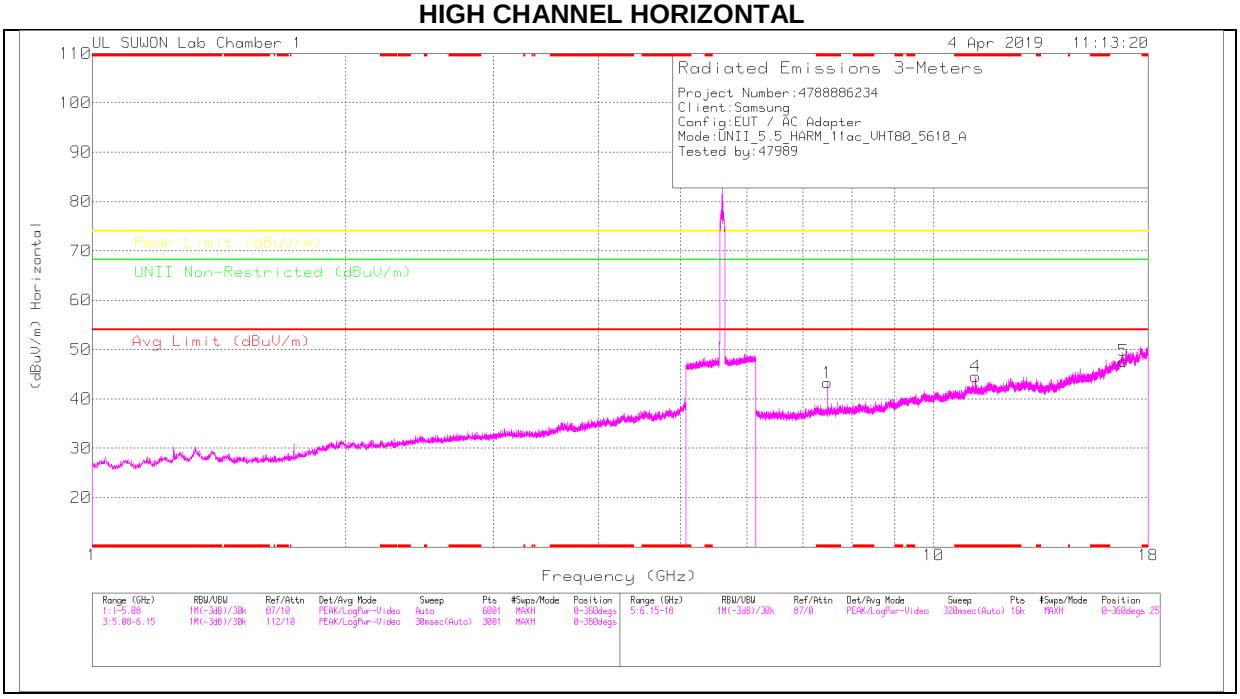

HIGH CHANNEL VERTICAL

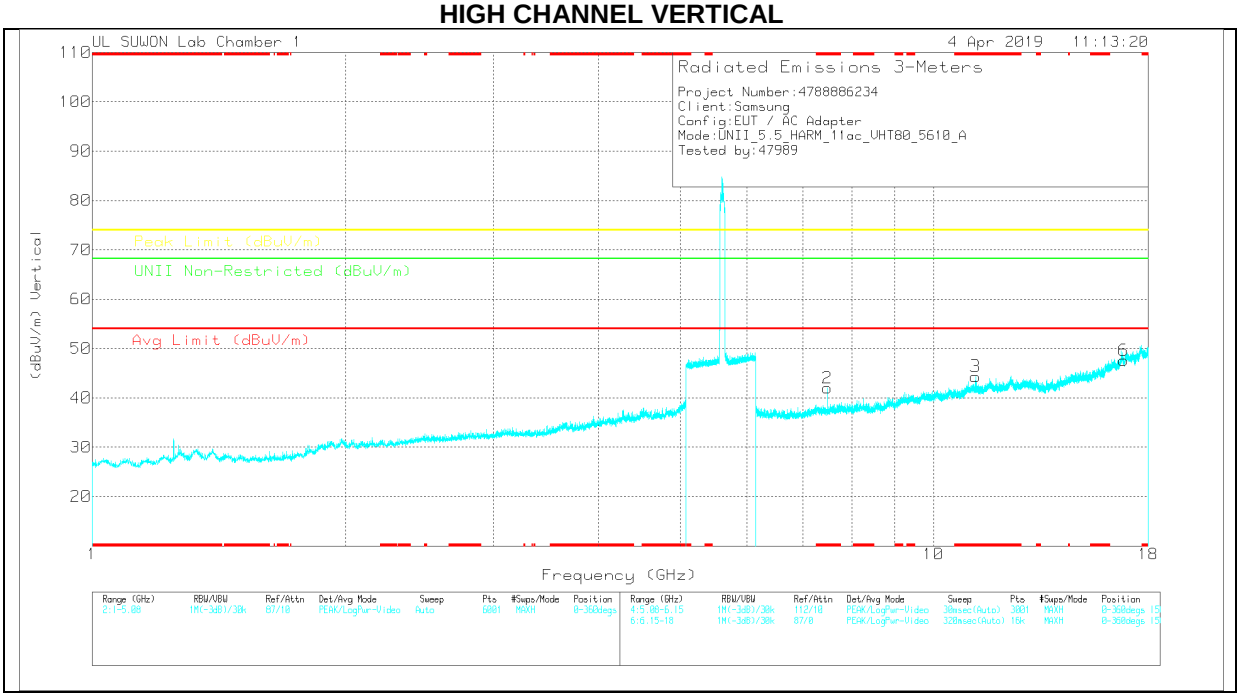

Note: Emission was scanned up to 40GHz; No emissions were detected above the noise floor which was at least 20dB below the specification limit.

UL Korea, Ltd. Confidential
This report shall not be reproduced except in full, without the written approval of UL Korea, Ltd.

HIGH CHANNEL DATA

Trace Markers

Marker	Frequency (GHz)	Meter Reading (dBuV)	Det	3117_00168717	6GHz_HP[dB]	DC Corr (dB)	Corrected Reading (dBuV/m)	Avg Limit (dBuV/m)	Margin (dB)	Peak Limit (dBuV/m)	Margin (dB)	UNII Non-Restricted (dBuV/m)	Margin (dB)	Azimuth (Degs)	Height (cm)	Polarity
1	* 7.48	34.67	PK	35.8	-27.2	0	43.27	-	-	74	-30.73	-	-	0-360	150	H
4	* 11.22	28.64	PK	38.4	-22.5	0	44.54	-	-	74	-29.46	-	-	0-360	150	H
5	16.831	24.58	PK	41.5	-18.4	0	47.68	-	-	-	-	68.2	-20.52	0-360	250	H
2	* 7.479	33.28	PK	35.8	-27.1	0	41.98	-	-	74	-32.02	-	-	0-360	150	V
3	* 11.22	28.42	PK	38.4	-22.5	0	44.32	-	-	74	-29.68	-	-	0-360	150	V
6	16.828	24.41	PK	41.5	-18.3	0	47.61	-	-	-	-	68.2	-20.59	0-360	150	V

* - indicates frequency in CFR47 Pt 15 / IC RSS-Restricted Band

PK – Peak Detector

Radiated Emissions

Frequency (GHz)	Meter Reading (dBuV)	Det	3117_00168717	6GHz_HP[dB]	DC Corr (dB)	Corrected Reading (dBuV/m)	Avg Limit (dBuV/m)	Margin (dB)	Peak Limit (dBuV/m)	Margin (dB)	UNII Non-Restricted (dBuV/m)	Margin (dB)	Azimuth (Degs)	Height (cm)	Polarity
* 7.48	42.59	PK-U	35.8	-27.2	0	51.19	-	-	74	-22.81	-	-	248	205	H
* 7.48	35.79	ADR	35.8	-27.2	0	44.39	54	-9.61	-	-	-	-	248	205	H
* 7.48	41.43	PK-U	35.8	-27.2	0	50.03	-	-	74	-23.97	-	-	201	393	V
* 7.48	33.45	ADR	35.8	-27.2	0	42.05	54	-11.95	-	-	-	-	201	393	V

* - indicates frequency in CFR47 Pt 15 / IC RSS-Restricted Band

PK-U - U-NII: Maximum Peak

ADR - U-NII AD primary method, RMS average

UL Korea, Ltd. Suwon Laboratory FORM ID: FCC_15E
218 Maeyeong-ro, Yeongtong-gu, Suwon-si, Gyeonggi-do, 16675 Korea TEL: (031) 337-9902,FAX: (031) 213-5433

UL Korea, Ltd. Confidential
This report shall not be reproduced except in full, without the written approval of UL Korea, Ltd.

11.3.11. TX ABOVE 1GHz 802.11ac VHT80 1Tx ANT1 IN THE 5.5GHz BAND RESTRICTED BANDEDGE (LOW CHANNEL)

HORIZONTAL PEAK AND AVERAGE DATA

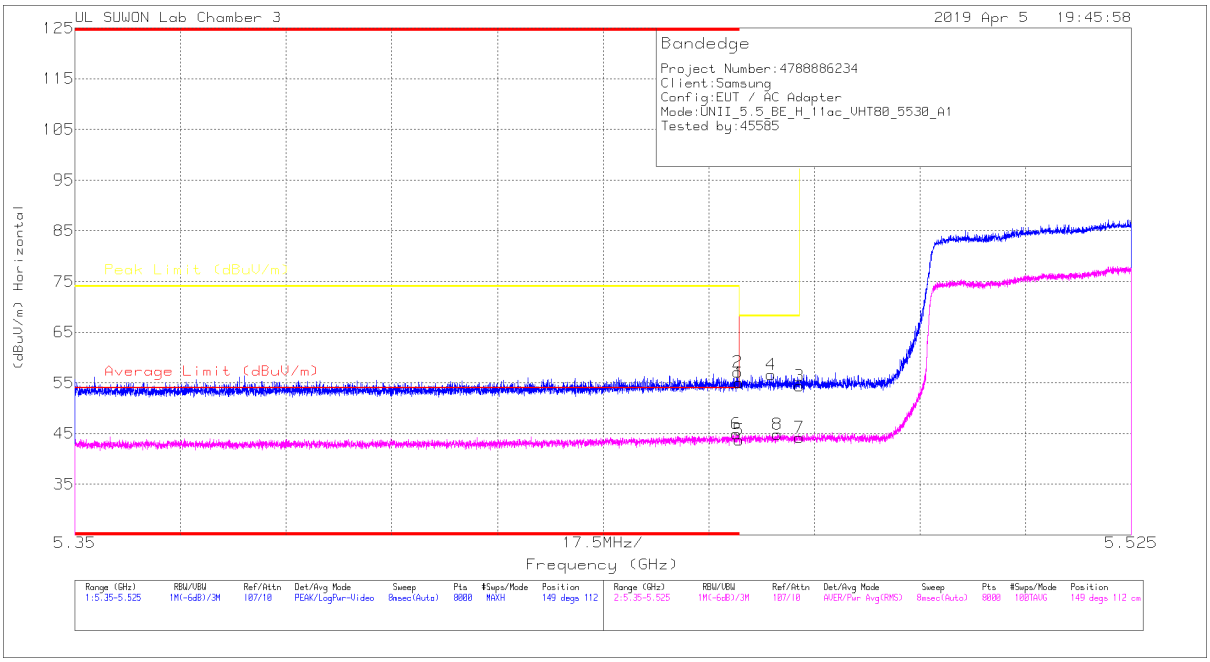

Trace Markers

Marker	Frequency (GHz)	Meter Reading (dBuV)	Det	3117_00205959	10dB[dB]	DC Corr (dB)	Corrected Reading (dBuV/m)	Average Limit (dBuV/m)	Margin (dB)	Peak Limit (dBuV/m)	PK Margin (dB)	Azimuth (Degs)	Height (cm)	Polarity
1	* 5.46	38.72	Pk	34.7	-18.4	0	55.02	-	-	74	-18.98	149	112	H
2	* 5.46	40.82	Pk	34.7	-18.4	0	57.12	-	-	74	-16.88	149	112	H
3	5.47	38.23	Pk	34.7	-18.5	0	54.43	-	-	68.2	-13.77	149	112	H
4	5.465	40.34	Pk	34.7	-18.4	0	56.64	-	-	68.2	-11.56	149	112	H
5	* 5.46	27.97	RMS	34.7	-19	0	43.67	54	-10.33	-	-	149	112	H
6	* 5.46	29.22	RMS	34.7	-19	0	44.92	54	-9.08	-	-	149	112	H
7	5.47	28.38	RMS	34.7	-18.9	0	44.18	-	-	-	-	149	112	H
8	5.466	29.08	RMS	34.7	-18.9	0	44.88	-	-	-	-	149	112	H

* - indicates frequency in CFR47 Pt 15 / IC RSS-Restricted Band
Pk - Peak detector
RMS - RMS detection

UL Korea, Ltd. Confidential
This report shall not be reproduced except in full, without the written approval of UL Korea, Ltd.

VERTICAL PEAK AND AVERAGE DATA

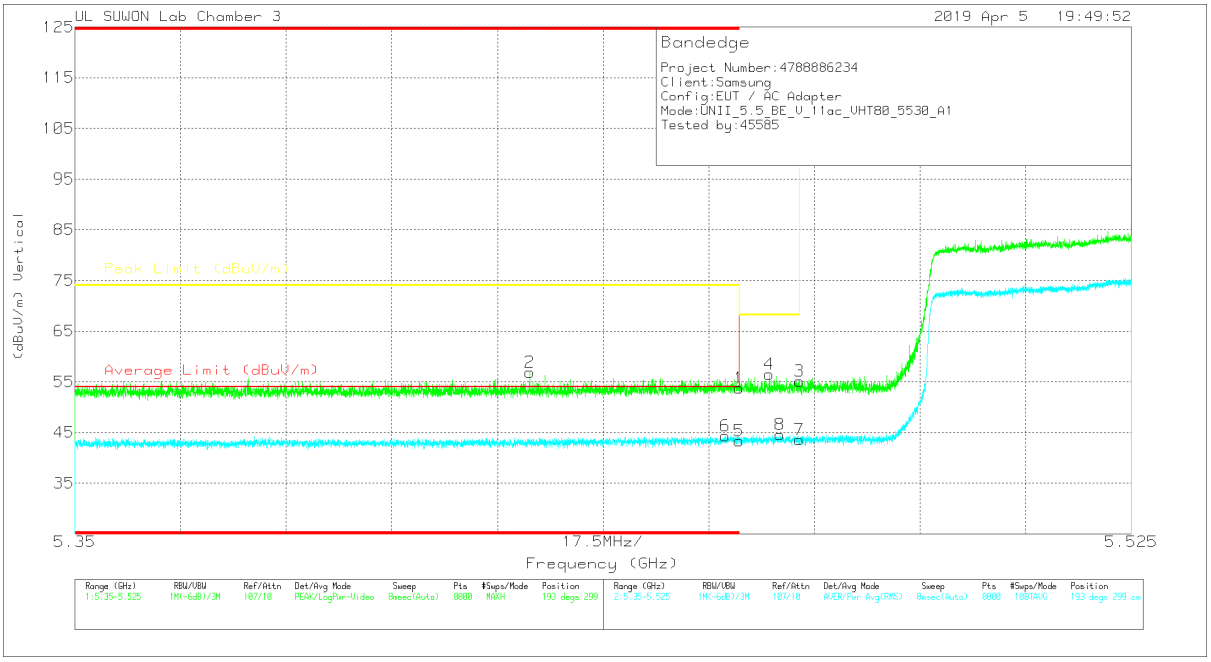

Trace Markers

Marker	Frequency (GHz)	Meter Reading (dBuV)	Det	3117_00205959	10dB[dB]	DC Corr (dB)	Corrected Reading (dBuV/m)	Average Limit (dBuV/m)	Margin (dB)	Peak Limit (dBuV/m)	PK Margin (dB)	Azimuth (Degs)	Height (cm)	Polarity
1	* 5.46	37.49	Pk	34.7	-18.4	0	53.79	-	-	74	-20.21	193	299	V
2	* 5.425	40.79	Pk	34.7	-18.6	0	56.89	-	-	74	-17.11	193	299	V
3	5.47	38.91	Pk	34.7	-18.5	0	55.11	-	-	68.2	-13.09	193	299	V
4	5.465	40.15	Pk	34.7	-18.4	0	56.45	-	-	68.2	-11.75	193	299	V
5	* 5.46	27.6	RMS	34.7	-19	0	43.3	54	-10.7	-	-	193	299	V
6	* 5.458	28.66	RMS	34.7	-19	0	44.36	54	-9.64	-	-	193	299	V
7	5.47	27.82	RMS	34.7	-18.9	0	43.62	-	-	-	-	193	299	V
8	5.467	28.78	RMS	34.7	-18.9	0	44.58	-	-	-	-	193	299	V

* - indicates frequency in CFR47 Pt 15 / IC RSS-Restricted Band
Pk - Peak detector
RMS - RMS detection

UL Korea, Ltd. Confidential
This report shall not be reproduced except in full, without the written approval of UL Korea, Ltd.

AUTHORIZED BANDEDGE (HIGH CHANNEL)

HORIZONTAL PEAK AND AVERAGE DATA

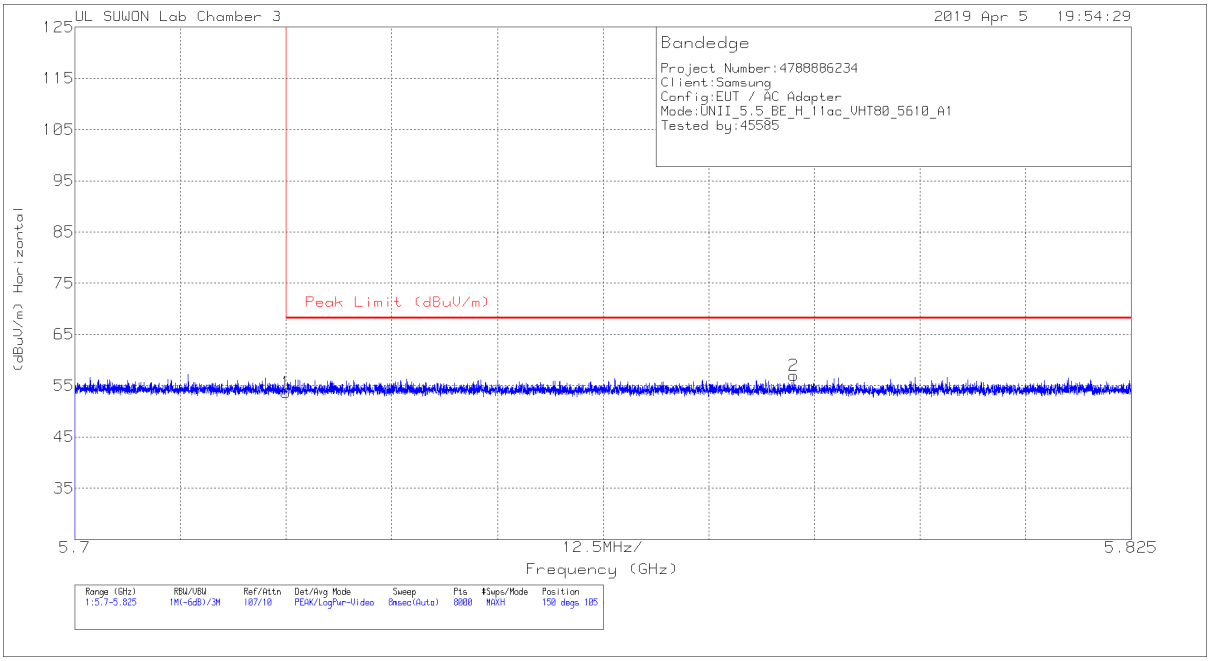

Trace Markers

Marker	Frequency (GHz)	Meter Reading (dBuV)	Det	3117_00205959	10dB[dB]	DC Corr (dB)	Corrected Reading (dBuV/m)	Peak Limit (dBuV/m)	PK Margin (dB)	Azimuth (Degs)	Height (cm)	Polarity
1	5.725	36.79	Pk	34.8	-17.9	0	53.69	68.2	-14.51	150	105	H
2	5.785	39.91	Pk	34.9	-17.8	0	57.01	68.2	-11.19	150	105	H

Pk - Peak detector

UL Korea, Ltd. Confidential
This report shall not be reproduced except in full, without the written approval of UL Korea, Ltd.

VERTICAL PEAK AND AVERAGE DATA

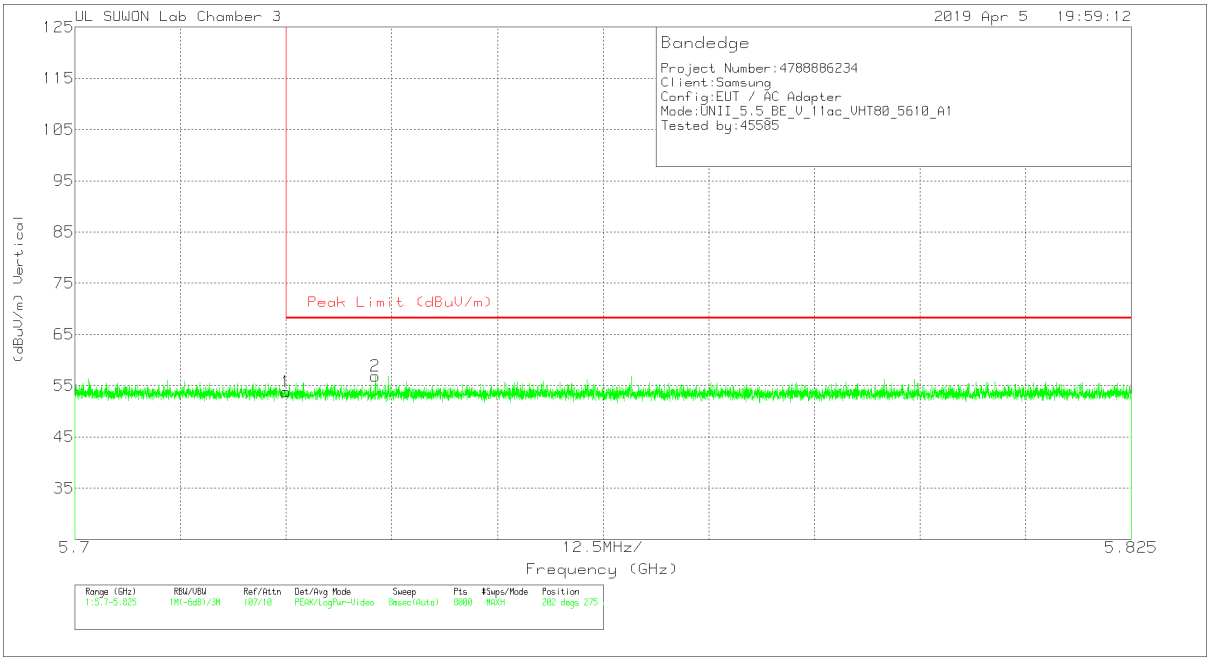

Trace Markers

Marker	Frequency (GHz)	Meter Reading (dBuV)	Det	3117_00205959	10dB[dB]	DC Corr (dB)	Corrected Reading (dBuV/m)	Peak Limit (dBuV/m)	PK Margin (dB)	Azimuth (Degs)	Height (cm)	Polarity
1	5.725	36.95	Pk	34.8	-17.9	0	53.85	68.2	-14.35	202	275	V
2	5.736	39.99	Pk	34.8	-17.9	0	56.89	68.2	-11.31	202	275	V

Pk - Peak detector

UL Korea, Ltd. Confidential
This report shall not be reproduced except in full, without the written approval of UL Korea, Ltd.

HARMONICS AND SPURIOUS EMISSIONS

LOW CHANNEL HORIZONTAL

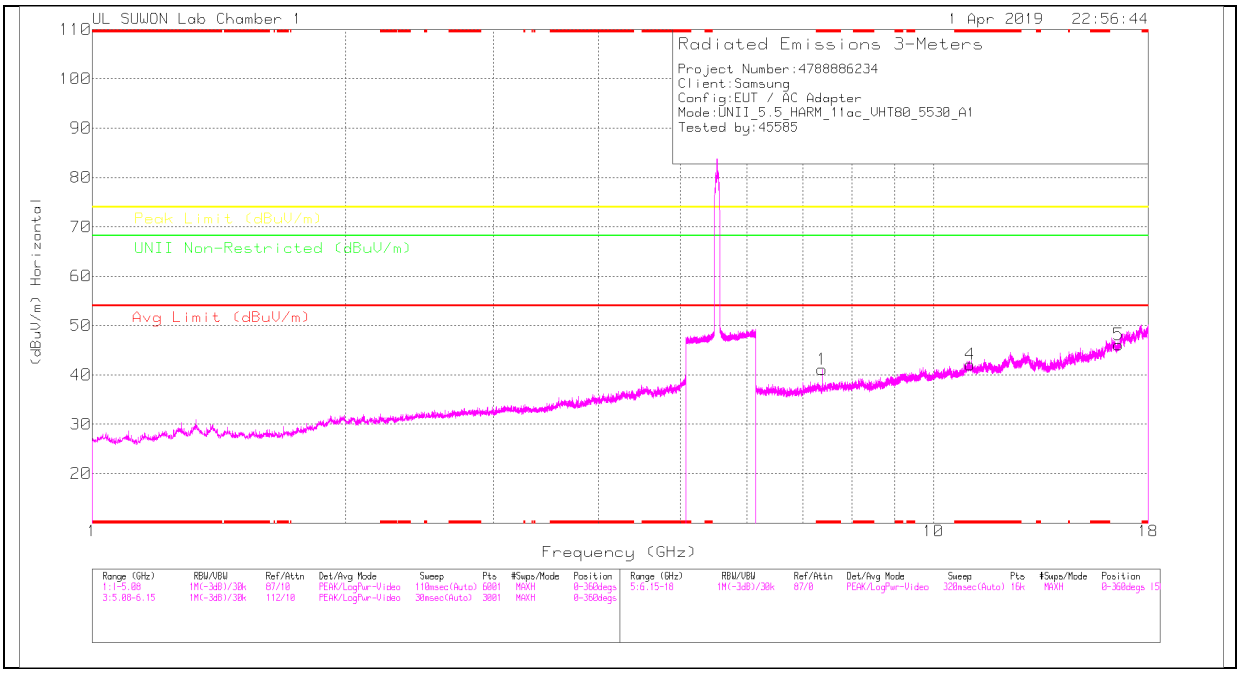

LOW CHANNEL VERTICAL

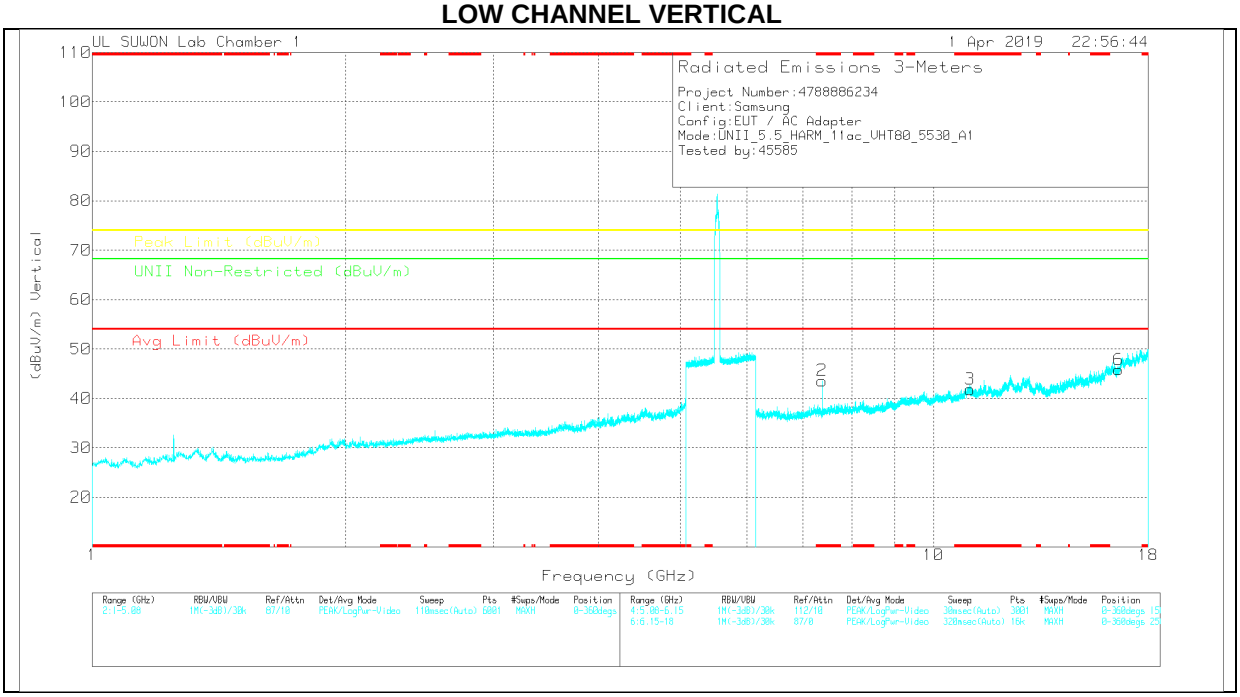

Note: Emission was scanned up to 40GHz; No emissions were detected above the noise floor which was at least 20dB below the specification limit.

UL Korea, Ltd. Confidential
This report shall not be reproduced except in full, without the written approval of UL Korea, Ltd.

LOW CHANNEL DATA

Trace Markers

Marker	Frequency (GHz)	Meter Reading (dBuV)	Det	3117_00168717	6GHz_HP[dB]	DC Corr (dB)	Corrected Reading (dBuV/m)	Avg Limit (dBuV/m)	Margin (dB)	Peak Limit (dBuV/m)	Margin (dB)	UNII Non-Restricted (dBuV/m)	Margin (dB)	Azimuth (Degs)	Height (cm)	Polarity
1	* 7.373	32.8	PK	35.8	-27.5	0	41.1	-	-	74	-32.9	-	-	0-360	150	H
4	* 11.062	25.99	PK	38.2	-22.1	0	42.09	-	-	74	-31.91	-	-	0-360	150	H
5	16.589	23.93	PK	41	-18.8	0	46.13	-	-	-	-	68.2	-22.07	0-360	250	H
2	* 7.373	35.3	PK	35.8	-27.5	0	43.6	-	-	74	-30.4	-	-	0-360	150	V
3	* 11.062	25.74	PK	38.2	-22.1	0	41.84	-	-	74	-32.16	-	-	0-360	250	V
6	16.589	23.64	PK	41	-18.8	0	45.84	-	-	-	-	68.2	-22.36	0-360	250	V

* - indicates frequency in CFR47 Pt 15 / IC RSS-Restricted Band
PK – Peak Detector

Radiated Emissions

Frequency (GHz)	Meter Reading (dBuV)	Det	3117_00168717	6GHz_HP[dB]	DC Corr (dB)	Corrected Reading (dBuV/m)	Avg Limit (dBuV/m)	Margin (dB)	Peak Limit (dBuV/m)	Margin (dB)	UNII Non-Restricted (dBuV/m)	Margin (dB)	Azimuth (Degs)	Height (cm)	Polarity
* 7.373	41.48	PK-U	35.8	-27.5	0	49.78	-	-	74	-24.22	-	-	148	101	H
* 7.373	32.79	ADR	35.8	-27.5	0	41.09	54	-12.91	-	-	-	-	148	101	H
* 7.373	42.81	PK-U	35.8	-27.5	0	51.11	-	-	74	-22.89	-	-	282	101	V
* 7.373	35.83	ADR	35.8	-27.5	0	44.13	54	-9.87	-	-	-	-	282	101	V

* - indicates frequency in CFR47 Pt 15 / IC RSS-Restricted Band
PK-U - U-NII: Maximum Peak
ADR - U-NII AD primary method, RMS average

UL Korea, Ltd. Confidential
This report shall not be reproduced except in full, without the written approval of UL Korea, Ltd.

HIGH CHANNEL HORIZONTAL

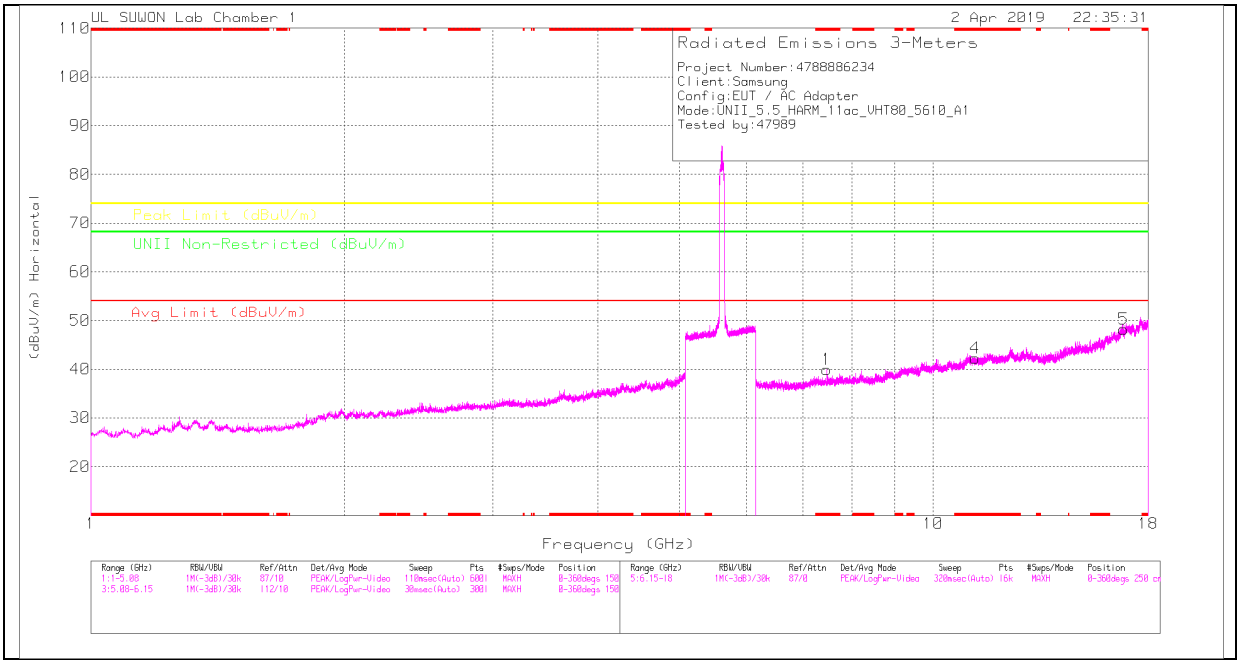

HIGH CHANNEL VERTICAL

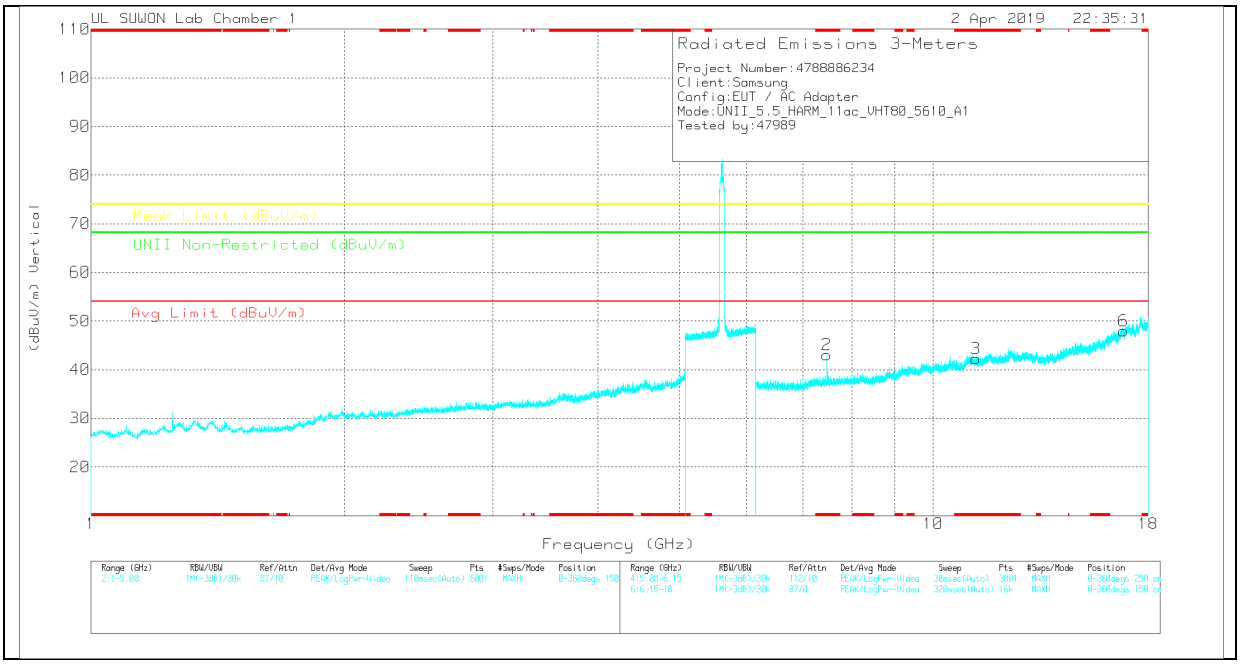

Note: Emission was scanned up to 40GHz; No emissions were detected above the noise floor which was at least 20dB below the specification limit.

UL Korea, Ltd. Confidential
This report shall not be reproduced except in full, without the written approval of UL Korea, Ltd.

HIGH CHANNEL DATA

Trace Markers

Marker	Frequency (GHz)	Meter Reading (dBuV)	Det	3117_00168717	6GHz_HP[dB]	DC Corr (dB)	Corrected Reading (dBuV/m)	Avg Limit (dBuV/m)	Margin (dB)	Peak Limit (dBuV/m)	Margin (dB)	UNII Non-Restricted (dBuV/m)	Margin (dB)	Azimuth (Degs)	Height (cm)	Polarity
1	* 7.479	31.19	PK	35.8	-27.1	0	39.89	-	-	74	-34.11	-	-	0-360	150	H
4	* 11.216	26.32	PK	38.4	-22.5	0	42.22	-	-	74	-31.78	-	-	0-360	150	H
5	16.831	25.15	PK	41.5	-18.4	0	48.25	-	-	-	-	68.2	-19.95	0-360	150	H
2	* 7.479	34.4	PK	35.8	-27.1	0	43.1	-	-	74	-30.9	-	-	0-360	250	V
3	* 11.227	26.39	PK	38.4	-22.5	0	42.29	-	-	74	-31.71	-	-	0-360	150	V
6	16.833	24.88	PK	41.5	-18.4	0	47.98	-	-	-	-	68.2	-20.22	0-360	250	V

* - indicates frequency in CFR47 Pt 15 / IC RSS-Restricted Band
PK – Peak Detector

Radiated Emissions

Frequency (GHz)	Meter Reading (dBuV)	Det	3117_00168717	6GHz_HP[dB]	DC Corr (dB)	Corrected Reading (dBuV/m)	Avg Limit (dBuV/m)	Margin (dB)	Peak Limit (dBuV/m)	Margin (dB)	UNII Non-Restricted (dBuV/m)	Margin (dB)	Azimuth (Degs)	Height (cm)	Polarity
* 7.48	41.51	PK-U	35.8	-27.2	0	50.11	-	-	74	-23.89	-	-	165	257	H
* 7.48	30.97	ADR	35.8	-27.2	0	39.57	54	-14.43	-	-	-	-	165	257	H
* 7.48	42.6	PK-U	35.8	-27.2	0	51.2	-	-	74	-22.8	-	-	287	107	V
* 7.48	34.68	ADR	35.8	-27.2	0	43.28	54	-10.72	-	-	-	-	287	107	V

* - indicates frequency in CFR47 Pt 15 / IC RSS-Restricted Band
PK-U - U-NII: Maximum Peak
ADR - U-NII AD primary method, RMS average

UL Korea, Ltd. Confidential
This report shall not be reproduced except in full, without the written approval of UL Korea, Ltd.

11.3.12. TX ABOVE 1GHz 802.11ac VHT80 1Tx ANT2 IN THE 5.5GHz BAND RESTRICTED BANDEDGE (LOW CHANNEL)

HORIZONTAL PEAK AND AVERAGE DATA

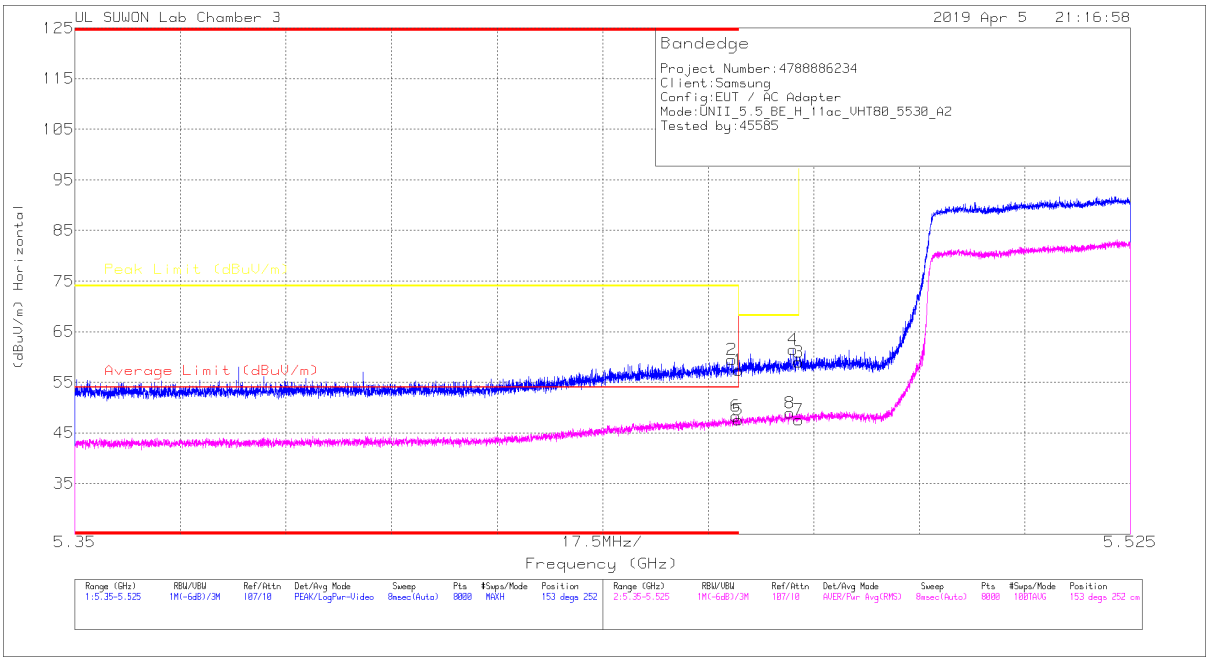

Trace Markers

Marker	Frequency (GHz)	Meter Reading (dBuV)	Det	3117_00205959	10dB[dB]	DC Corr (dB)	Corrected Reading (dBuV/m)	Average Limit (dBuV/m)	Margin (dB)	Peak Limit (dBuV/m)	PK Margin (dB)	Azimuth (Degs)	Height (cm)	Polarity
1	* 5.46	41.07	Pk	34.7	-18.4	0	57.37	-	-	74	-16.63	153	252	H
2	* 5.459	43.32	Pk	34.7	-18.5	0	59.52	-	-	74	-14.48	153	252	H
3	5.47	42.79	Pk	34.7	-18.5	0	58.99	-	-	68.2	-9.21	153	252	H
4	5.469	45.25	Pk	34.7	-18.5	0	61.45	-	-	68.2	-6.75	153	252	H
5	* 5.46	31.88	RMS	34.7	-19	0	47.58	54	-6.42	-	-	153	252	H
6	* 5.46	32.62	RMS	34.7	-19	0	48.32	54	-5.68	-	-	153	252	H
7	5.47	31.81	RMS	34.7	-18.9	0	47.61	-	-	-	-	153	252	H
8	5.469	33.09	RMS	34.7	-18.9	0	48.89	-	-	-	-	153	252	H

* - indicates frequency in CFR47 Pt 15 / IC RSS-Restricted Band
Pk - Peak detector
RMS - RMS detection

UL Korea, Ltd. Confidential
This report shall not be reproduced except in full, without the written approval of UL Korea, Ltd.

VERTICAL PEAK AND AVERAGE DATA

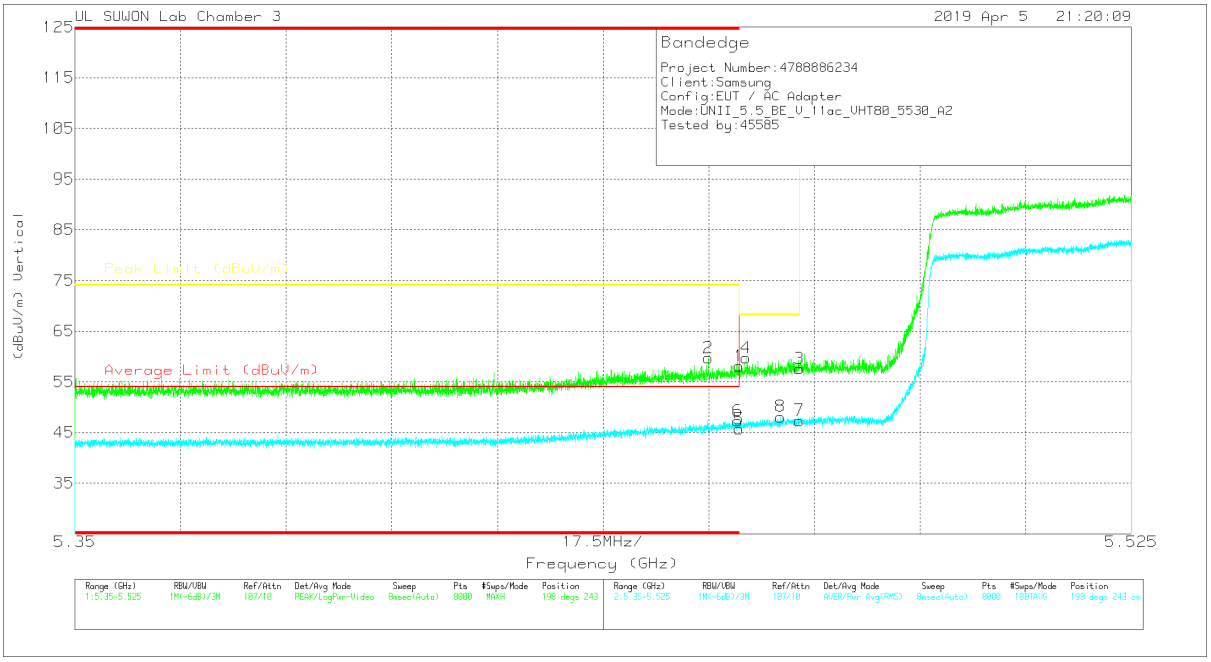

Trace Markers

Marker	Frequency (GHz)	Meter Reading (dBuV)	Det	3117_00205959	10dB[dB]	DC Corr (dB)	Corrected Reading (dBuV/m)	Average Limit (dBuV/m)	Margin (dB)	Peak Limit (dBuV/m)	PK Margin (dB)	Azimuth (Degs)	Height (cm)	Polarity
1	* 5.46	41.82	Pk	34.7	-18.4	0	58.12	-	-	74	-15.88	198	243	V
2	* 5.455	43.44	Pk	34.7	-18.4	0	59.74	-	-	74	-14.26	198	243	V
3	5.47	41.44	Pk	34.7	-18.5	0	57.64	-	-	68.2	-10.56	198	243	V
4	5.461	43.44	Pk	34.7	-18.4	0	59.74	-	-	68.2	-8.46	198	243	V
5	* 5.46	29.95	RMS	34.7	-19	0	45.65	54	-8.35	-	-	198	243	V
6	* 5.46	31.61	RMS	34.7	-19	0	47.31	54	-6.69	-	-	198	243	V
7	5.47	31.57	RMS	34.7	-18.9	0	47.37	-	-	-	-	198	243	V
8	5.467	32.32	RMS	34.7	-18.9	0	48.12	-	-	-	-	198	243	V

* - indicates frequency in CFR47 Pt 15 / IC RSS-Restricted Band
Pk - Peak detector
RMS - RMS detection

UL Korea, Ltd. Confidential
This report shall not be reproduced except in full, without the written approval of UL Korea, Ltd.

AUTHORIZED BANDEDGE (HIGH CHANNEL)

HORIZONTAL PEAK AND AVERAGE DATA

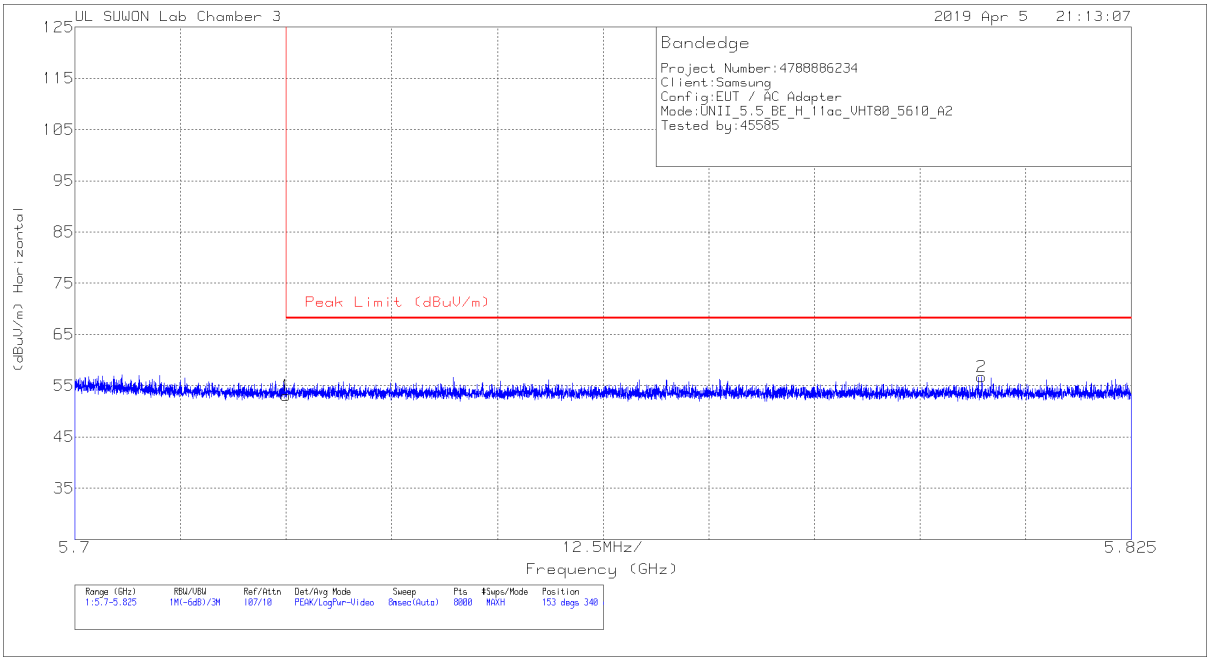

Trace Markers

Marker	Frequency (GHz)	Meter Reading (dBuV)	Det	3117_00205959	10dB[dB]	DC Corr (dB)	Corrected Reading (dBuV/m)	Peak Limit (dBuV/m)	PK Margin (dB)	Azimuth (Degs)	Height (cm)	Polarity
1	5.725	36.21	Pk	34.8	-17.9	0	53.11	68.2	-15.09	153	340	H
2	5.807	39.68	Pk	34.9	-17.8	0	56.78	68.2	-11.42	153	340	H

Pk - Peak detector

UL Korea, Ltd. Confidential
This report shall not be reproduced except in full, without the written approval of UL Korea, Ltd.

VERTICAL PEAK AND AVERAGE DATA

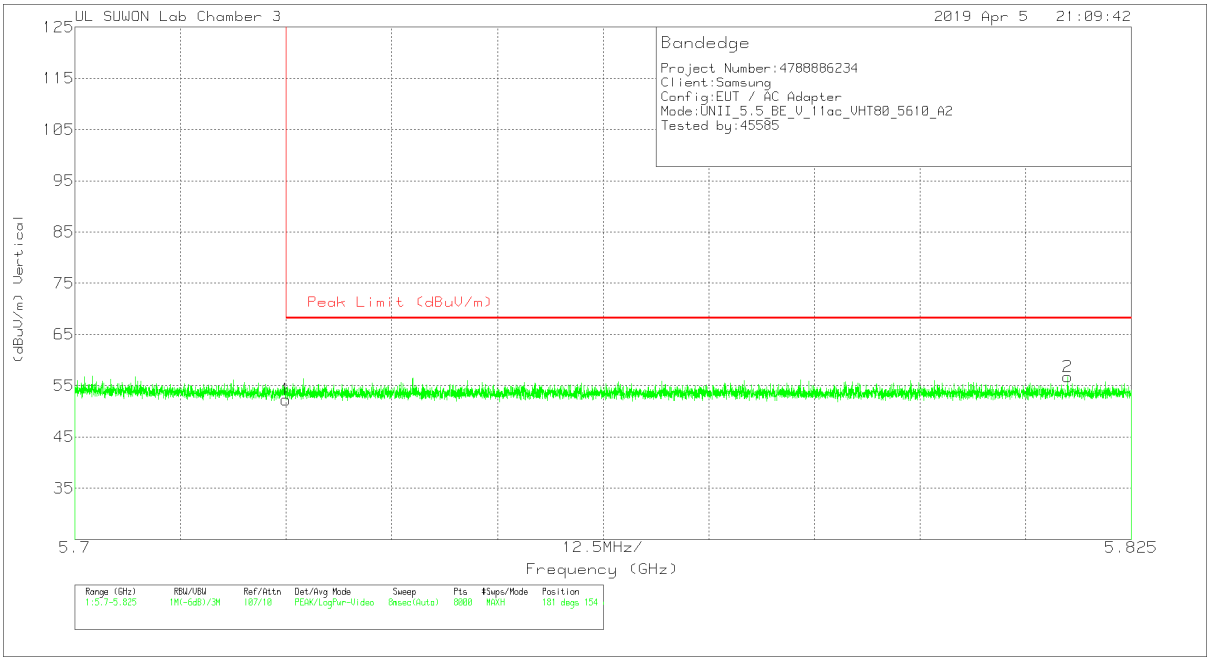

Trace Markers

Marker	Frequency (GHz)	Meter Reading (dBuV)	Det	3117_00205959	10dB[dB]	DC Corr (dB)	Corrected Reading (dBuV/m)	Peak Limit (dBuV/m)	PK Margin (dB)	Azimuth (Degs)	Height (cm)	Polarity
1	5.725	35.37	Pk	34.8	-17.9	0	52.27	68.2	-15.93	181	154	V
2	5.817	39.61	Pk	34.9	-17.8	0	56.71	68.2	-11.49	181	154	V

Pk - Peak detector

UL Korea, Ltd. Confidential
This report shall not be reproduced except in full, without the written approval of UL Korea, Ltd.

HARMONICS AND SPURIOUS EMISSIONS

LOW CHANNEL HORIZONTAL

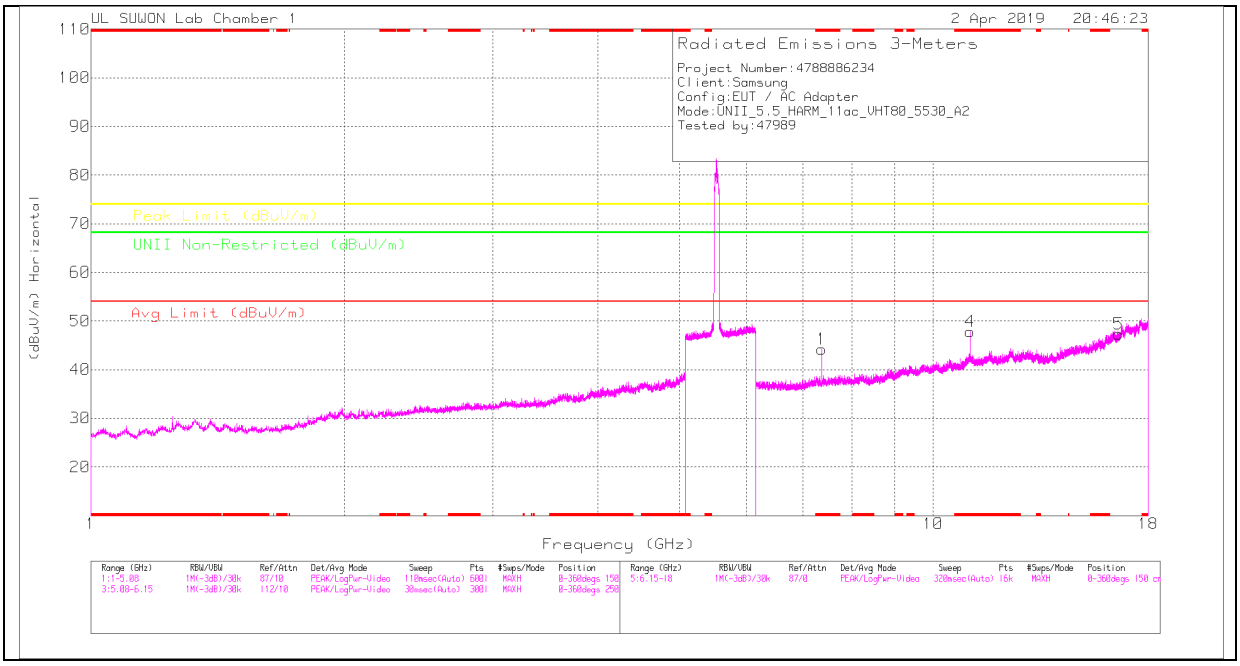

LOW CHANNEL VERTICAL

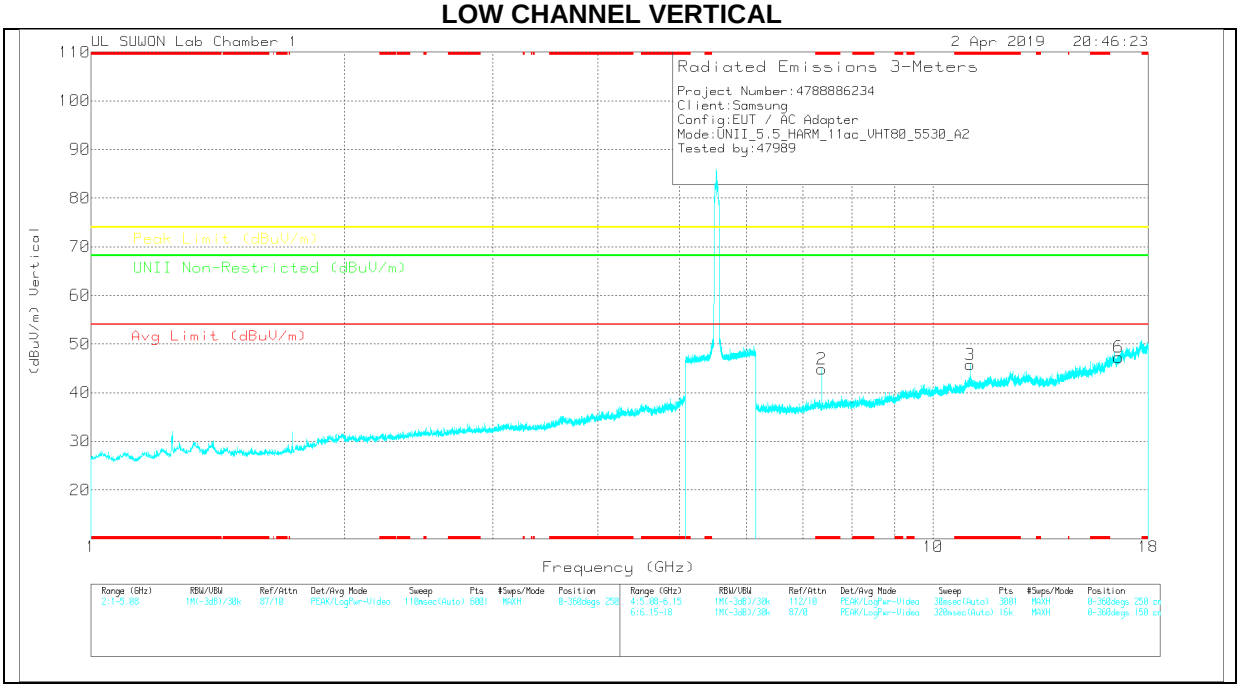

Note: Emission was scanned up to 40GHz; No emissions were detected above the noise floor which was at least 20dB below the specification limit.

UL Korea, Ltd. Confidential
This report shall not be reproduced except in full, without the written approval of UL Korea, Ltd.

LOW CHANNEL DATA

Trace Markers

Marker	Frequency (GHz)	Meter Reading (dBuV)	Det	3117_00168717	6GHz_HP[dB]	DC Corr (dB)	Corrected Reading (dBuV/m)	Avg Limit (dBuV/m)	Margin (dB)	Peak Limit (dBuV/m)	Margin (dB)	UNII Non-Restricted (dBuV/m)	Margin (dB)	Azimuth (Degs)	Height (cm)	Polarity
1	* 7.373	35.85	PK	35.8	-27.5	0	44.15	-	-	74	-29.85	-	-	0-360	150	H
4	* 11.06	31.76	PK	38.2	-22.1	0	47.86	-	-	74	-26.14	-	-	0-360	150	H
5	16.588	25.14	PK	41	-18.8	0	47.34	-	-	-	-	68.2	-20.86	0-360	250	H
2	* 7.373	36.61	PK	35.8	-27.5	0	44.91	-	-	74	-29.09	-	-	0-360	150	V
3	* 11.059	29.66	PK	38.2	-22.1	0	45.76	-	-	74	-28.24	-	-	0-360	150	V
6	16.591	25.05	PK	41	-18.8	0	47.25	-	-	-	-	68.2	-20.95	0-360	250	V

* - indicates frequency in CFR47 Pt 15 / IC RSS-Restricted Band
PK – Peak Detector

Radiated Emissions

Frequency (GHz)	Meter Reading (dBuV)	Det	3117_00168717	6GHz_HP[dB]	DC Corr (dB)	Corrected Reading (dBuV/m)	Avg Limit (dBuV/m)	Margin (dB)	Peak Limit (dBuV/m)	Margin (dB)	UNII Non-Restricted (dBuV/m)	Margin (dB)	Azimuth (Degs)	Height (cm)	Polarity
* 7.373	43.97	PK-U	35.8	-27.5	0	52.27	-	-	74	-21.73	-	-	243	207	H
* 7.373	37.02	ADR	35.8	-27.5	0	45.32	54	-8.68	-	-	-	-	243	207	H
* 7.373	43.2	PK-U	35.8	-27.5	0	51.5	-	-	74	-22.5	-	-	184	163	V
* 7.373	36.26	ADR	35.8	-27.5	0	44.56	54	-9.44	-	-	-	-	184	163	V
* 11.06	38.52	PK-U	38.2	-22.1	0	54.62	-	-	74	-19.38	-	-	212	152	V
* 11.06	29.22	ADR	38.2	-22.1	0	45.32	54	-8.68	-	-	-	-	212	152	V
* 11.06	40.12	PK-U	38.2	-22.1	0	56.22	-	-	74	-17.78	-	-	220	161	H
* 11.06	32.36	ADR	38.2	-22.1	0	48.46	54	-5.54	-	-	-	-	220	161	H

* - indicates frequency in CFR47 Pt 15 / IC RSS-Restricted Band
PK-U - U-NII: Maximum Peak
ADR - U-NII AD primary method, RMS average

UL Korea, Ltd. Confidential
This report shall not be reproduced except in full, without the written approval of UL Korea, Ltd.

HIGH CHANNEL HORIZONTAL

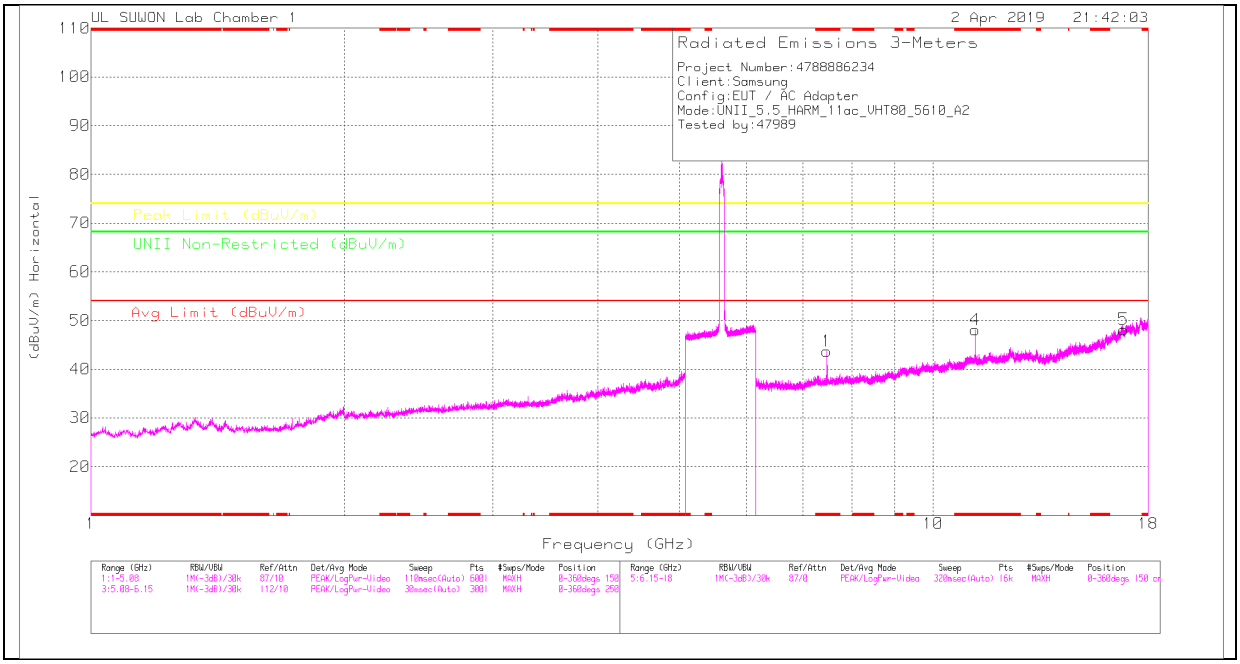

HIGH CHANNEL VERTICAL

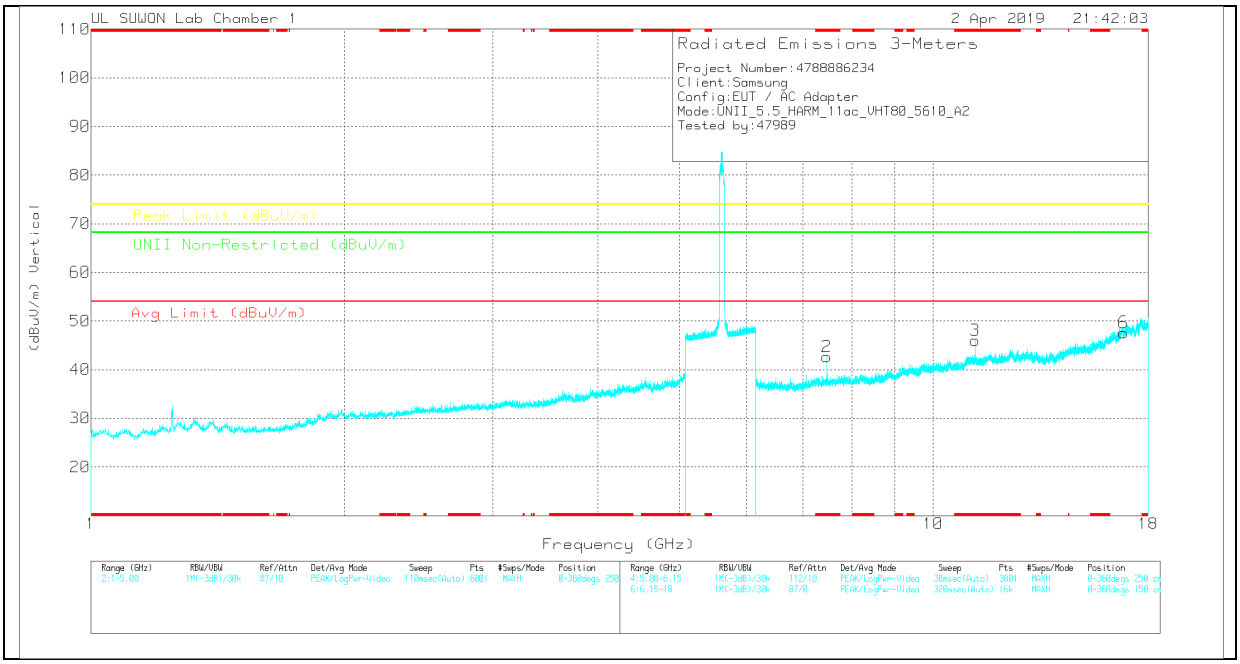

Note: Emission was scanned up to 40GHz; No emissions were detected above the noise floor which was at least 20dB below the specification limit.

UL Korea, Ltd. Confidential
This report shall not be reproduced except in full, without the written approval of UL Korea, Ltd.

HIGH CHANNEL DATA

Trace Markers

Marker	Frequency (GHz)	Meter Reading (dBuV)	Det	3117_00168717	6GHz_HP[dB]	DC Corr (dB)	Corrected Reading (dBuV/m)	Avg Limit (dBuV/m)	Margin (dB)	Peak Limit (dBuV/m)	Margin (dB)	UNII Non-Restricted (dBuV/m)	Margin (dB)	Azimuth (Degs)	Height (cm)	Polarity
1	* 7.48	35.09	PK	35.8	-27.2	0	43.69	-	-	74	-30.31	-	-	0-360	150	H
4	* 11.22	32.16	PK	38.4	-22.5	0	48.06	-	-	74	-25.94	-	-	0-360	150	H
5	16.829	25.05	PK	41.5	-18.4	0	48.15	-	-	-	-	68.2	-20.05	0-360	250	H
2	* 7.479	33.99	PK	35.8	-27.1	0	42.69	-	-	74	-31.31	-	-	0-360	150	V
3	* 11.22	30.1	PK	38.4	-22.5	0	46	-	-	74	-28	-	-	0-360	150	V
6	16.826	24.43	PK	41.5	-18.3	0	47.63	-	-	-	-	68.2	-20.57	0-360	250	V

* - indicates frequency in CFR47 Pt 15 / IC RSS-Restricted Band
PK – Peak Detector

Radiated Emissions

Frequency (GHz)	Meter Reading (dBuV)	Det	3117_00168717	6GHz_HP[dB]	DC Corr (dB)	Corrected Reading (dBuV/m)	Avg Limit (dBuV/m)	Margin (dB)	Peak Limit (dBuV/m)	Margin (dB)	UNII Non-Restricted (dBuV/m)	Margin (dB)	Azimuth (Degs)	Height (cm)	Polarity
* 7.48	43.33	PK-U	35.8	-27.2	0	51.93	-	-	74	-22.07	-	-	260	175	H
* 7.48	36.75	ADR	35.8	-27.2	0	45.35	54	-8.65	-	-	-	-	260	175	H
* 7.48	41.47	PK-U	35.8	-27.2	0	50.07	-	-	74	-23.93	-	-	210	165	V
* 7.48	32.55	ADR	35.8	-27.2	0	41.15	54	-12.85	-	-	-	-	210	165	V
* 11.22	38.82	PK-U	38.4	-22.5	0	54.72	-	-	74	-19.28	-	-	212	157	V
* 11.22	29.43	ADR	38.4	-22.5	0	45.33	54	-8.67	-	-	-	-	212	157	V
* 11.22	38.76	PK-U	38.4	-22.5	0	54.66	-	-	74	-19.34	-	-	197	133	H
* 11.22	29.79	ADR	38.4	-22.5	0	45.69	54	-8.31	-	-	-	-	197	133	H

* - indicates frequency in CFR47 Pt 15 / IC RSS-Restricted Band
PK-U - U-NII: Maximum Peak
ADR - U-NII AD primary method, RMS average

UL Korea, Ltd. Confidential
This report shall not be reproduced except in full, without the written approval of UL Korea, Ltd.

11.4. 5.8 GHz

11.4.1. TX ABOVE 1GHz 802.11a 2Tx CDD MODE IN THE 5.8GHz BAND BANDEDGE (LOW CHANNEL)

HORIZONTAL PEAK PLOT

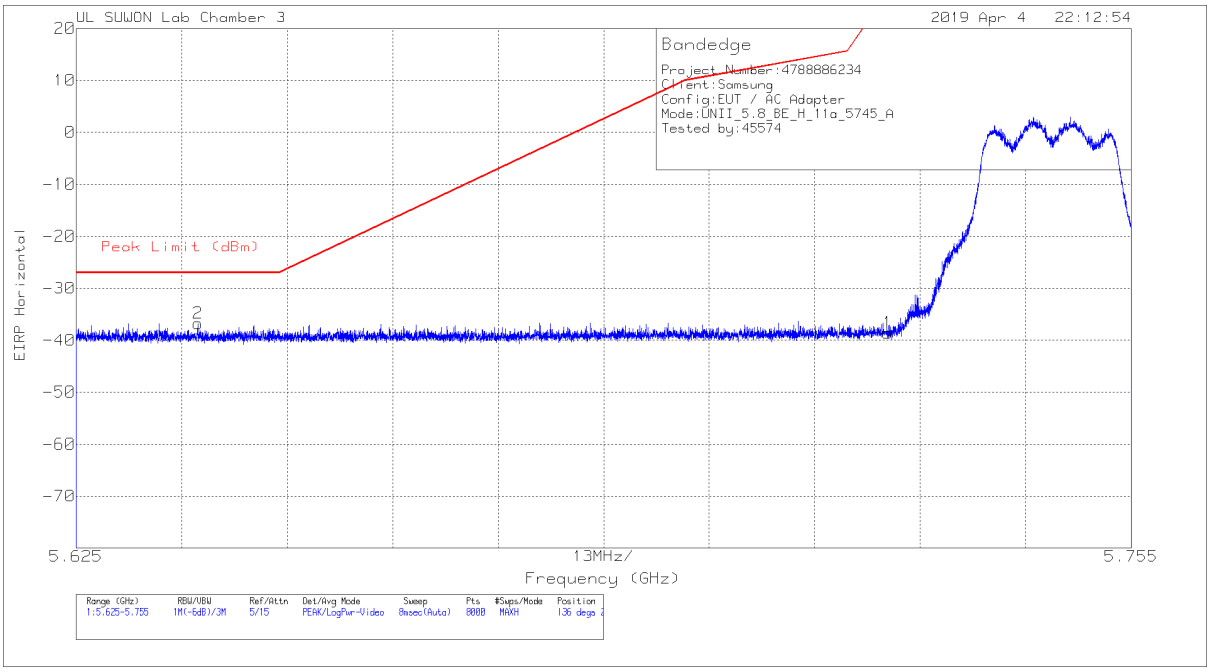

Trace Markers

Marker	Frequency (GHz)	Meter Reading (dBm)	Det	3117_00205959	10dB[dB]	Conversion Factor (dB)	Corrected Reading EIRP	Peak Limit (dBm)	PK Margin (dB)	Azimuth (Degs)	Height (cm)	Polarity
1	5.725	-67.26	Pk	34.8	-17.9	11.8	-38.56	27	-65.56	136	213	H
2	5.64	-64.96	Pk	34.7	-18.3	11.8	-36.76	-27	-9.76	136	213	H

Pk - Peak detector

UL Korea, Ltd. Confidential
This report shall not be reproduced except in full, without the written approval of UL Korea, Ltd.

VERTICAL PEAK PLOT

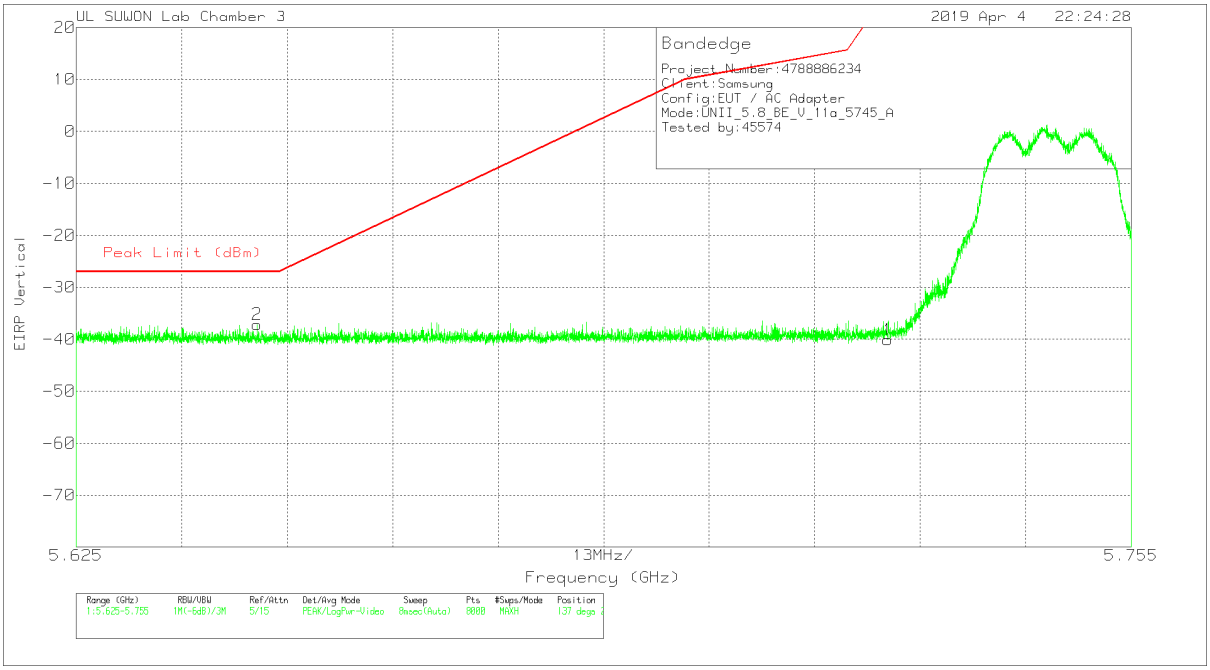

Trace Markers

Marker	Frequency (GHz)	Meter Reading (dBm)	Det	3117_00205959	10dB[dB]	Conversion Factor (dB)	Corrected Reading EIRP	Peak Limit (dBm)	PK Margin (dB)	Azimuth (Degs)	Height (cm)	Polarity
1	5.725	-68.78	Pk	34.8	-17.9	11.8	-40.08	27	-67.08	137	235	V
2	5.647	-65.46	Pk	34.7	-18.2	11.8	-37.16	-27	-10.16	137	235	V

Pk - Peak detector

UL Korea, Ltd. Confidential
This report shall not be reproduced except in full, without the written approval of UL Korea, Ltd.

BANDEDGE (HIGH CHANNEL)

HORIZONTAL PEAK PLOT

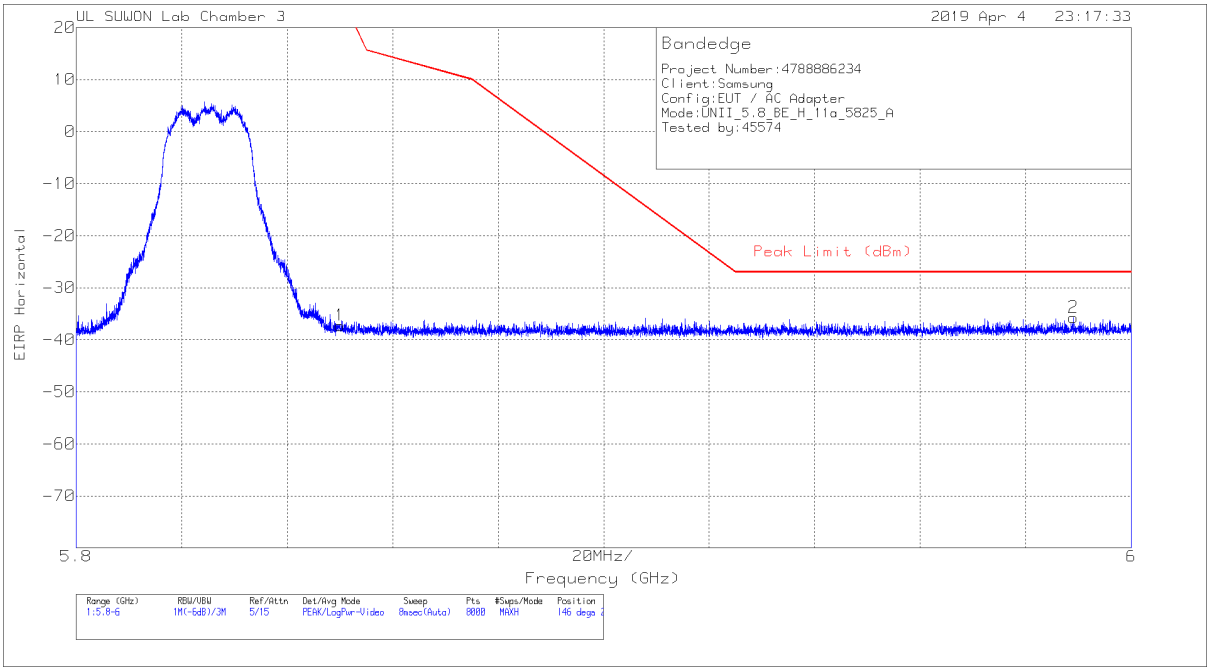

Trace Markers

Marker	Frequency (GHz)	Meter Reading (dBm)	Det	3117_0020595 9	10dB[dB]	Conversion Factor (dB)	Corrected Reading EIRP	Peak Limit (dBm)	PK Margin (dB)	Azimuth (Degs)	Height (cm)	Polarity
1	5.85	-66.35	Pk	35	-17.7	11.8	-37.25	26.99	-64.24	146	245	H
2	5.989	-65.01	Pk	35.1	-17.6	11.8	-35.71	-27	-8.71	146	245	H

Pk - Peak detector

UL Korea, Ltd. Confidential
This report shall not be reproduced except in full, without the written approval of UL Korea, Ltd.