




15. SETUP PHOTOS



ANTENNA PORT CONDUCTED RF MEASUREMENT SETUP





RADIATED RF MEASUREMENT SETUP (BELOW 1 GHz X)





RADIATED RF MEASUREMENT SETUP (ABOVE 1 GHz X)




RADIATED RF MEASUREMENT SETUP (BELOW 1 GHz Z Camera Pou-up)




RADIATED RF MEASUREMENT SETUP (ABOVE 1 GHz Z Camera Pou-up)



RADIATED RF MEASUREMENT SETUP FOR PORTABLE CONFIGURATION






X-AXIS FRONT PHOTO (Camera Pou-up)





Y-AXIS FRONT PHOTO (Camera Pou-up)






POWERLINE CONDUCTED EMISSIONS MEASUREMENT SETUP



DYNAMIC FREQUENCY SELECTION MEASUREMENT SETUP



END OF REPORT