


## 12. SETUP PHOTOS (ORIGINAL)

### ANTENNA PORT AND AC LINE CONDUCTED SETUP




**RF ANTENNA PORT CONDUCTED**




**AC LINE CONDUCTED (FRONT)**

**AC LINE CONDUCTED (BACK)**


**RADIATED RF MEASUREMENT SETUP**




**BELOW 30MHz (FRONT)**




**BELOW 30MHz (BACK)**



**BELOW 1GHz (FRONT)**



**BELOW 1GHz (BACK)**




**ABOVE 1GHz (FRONT)**



**ABOVE 1GHz (BACK)**

**ORIENTATIONS**



**X-ORIENTATION**




**Y-ORIENTATION**



**Z-ORIENTATION**



### 13. SETUP PHOTOS (SPOT CHECK)



**END OF REPORT**