


11. SETUP PHOTOS


RADIATED AND LINE CONDUCTED EMISSIONS MEASUREMENT SETUP




RADIATED FRONT PHOTO (BELOW 30 MHz)



RADIATED BACK PHOTO (BELOW 30 MHz)




RADIATED FRONT PHOTO (BELOW 1 GHz)



RADIATED BACK PHOTO (BELOW 1 GHz)



LINE CONDUCTED EMISSIONS (FRONT)



LINE CONDUCTED EMISSIONS (BACK)

**RADIATED EMISSIONS MEASUREMENT CONFIGURATION
AND FREQUENCY TOLERANCE OVER EXTREME CONDITIONS**



X-AXIS ORIENTATION



Y-AXIS ORIENTATION



Z-AXIS ORIENTATION



**FREQUENCY TOLERANCE OVER EXTREME
CONDITIONS**

END OF REPORT