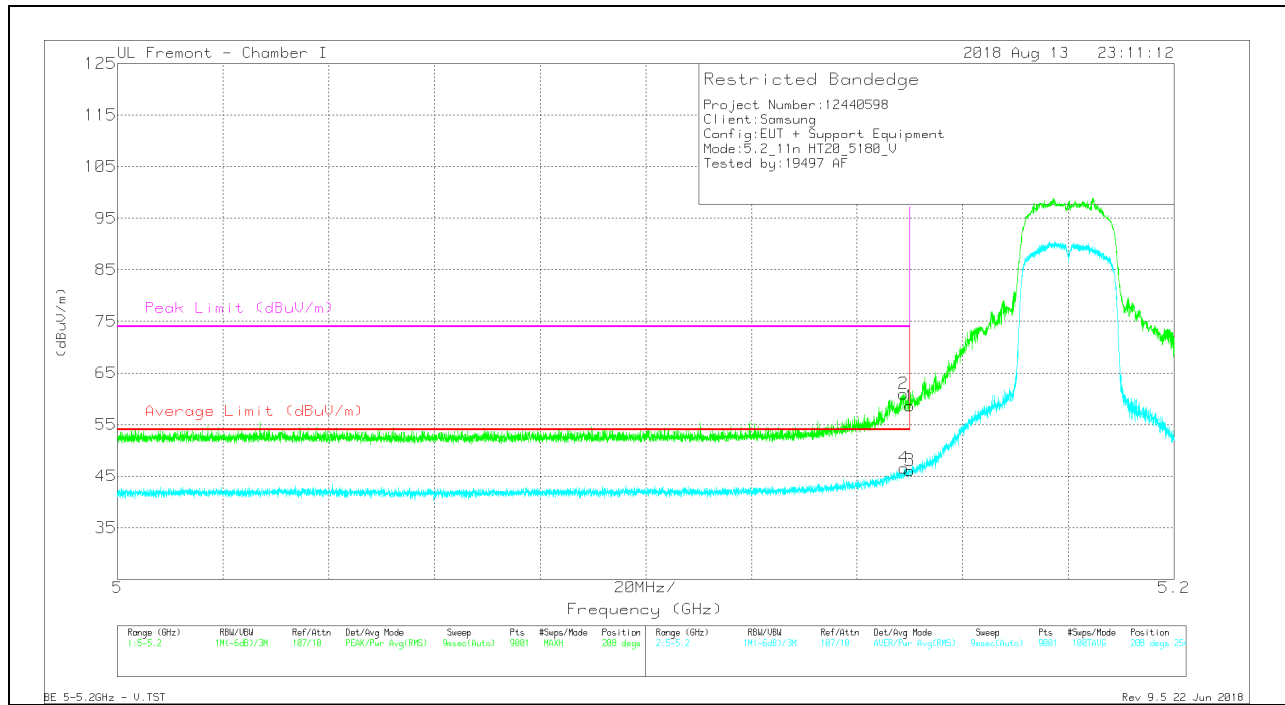


VERTICAL RESULT



Trace Markers

Marker	Frequency (GHz)	Meter Reading (dBuV)	Det	AF T862 (dB/m)	Amp/Cb/Filtr/Pad (dB)	Corrected Reading (dBuV/m)	Average Limit (dBuV/m)	Margin (dB)	Peak Limit (dBuV/m)	PK Margin (dB)	Azimuth (Degs)	Height (cm)	Polarity
1	* 5.15	43.17	Pk	34.4	-19	58.57	-	-	74	-15.43	208	254	V
2	* 5.149	45.58	Pk	34.4	-19	60.98	-	-	74	-13.02	208	254	V
3	* 5.15	30.69	RMS	34.4	-19	46.09	54	-7.91	-	-	208	254	V
4	* 5.149	31.2	RMS	34.4	-19	46.6	54	-7.4	-	-	208	254	V

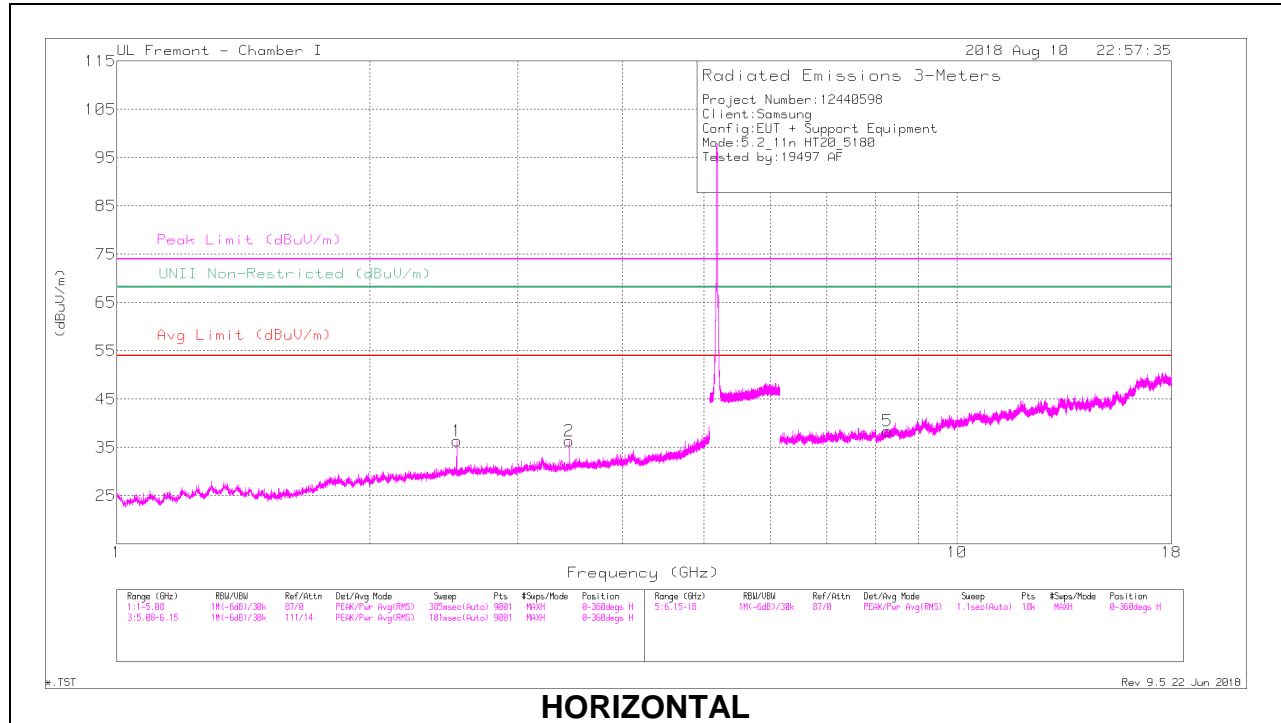
* - indicates frequency in CFR47 Pt 15 Restricted Band

Pk - Peak detector

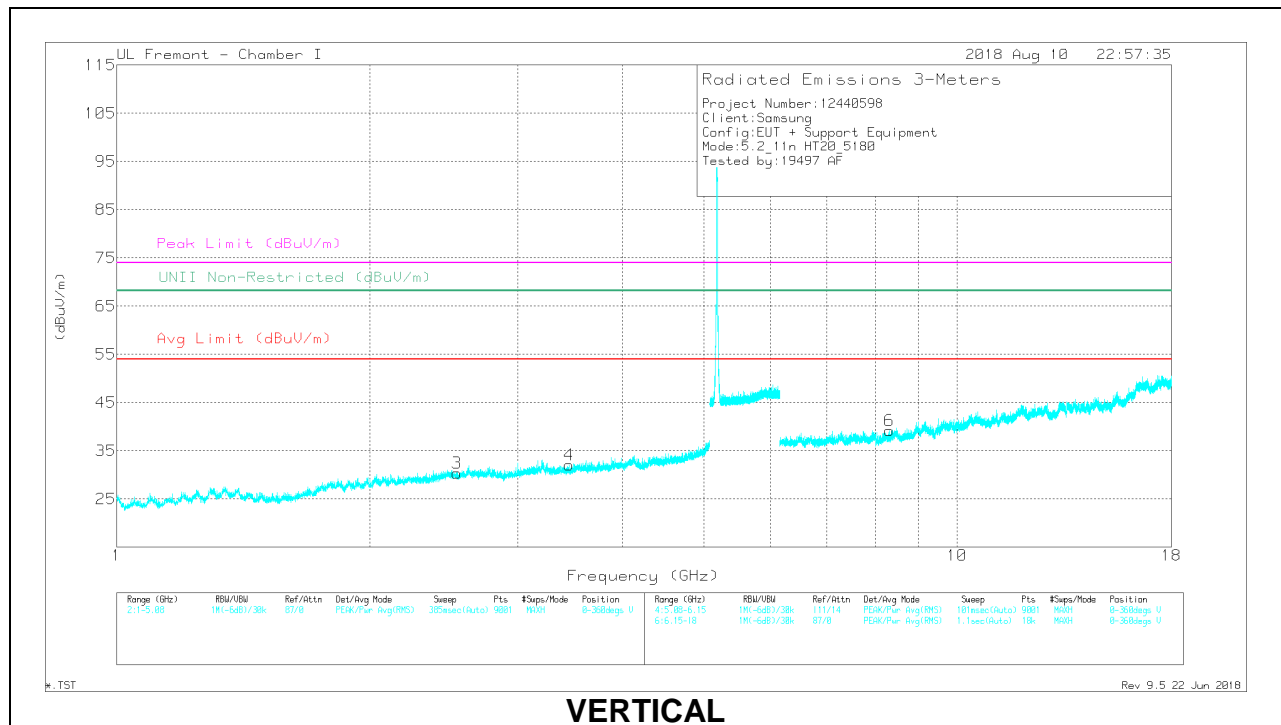
RMS - RMS detection

HARMONICS AND SPURIOUS EMISSIONS

LOW CHANNEL RESULTS



HORIZONTAL



VERTICAL

RADIATED EMISSIONS

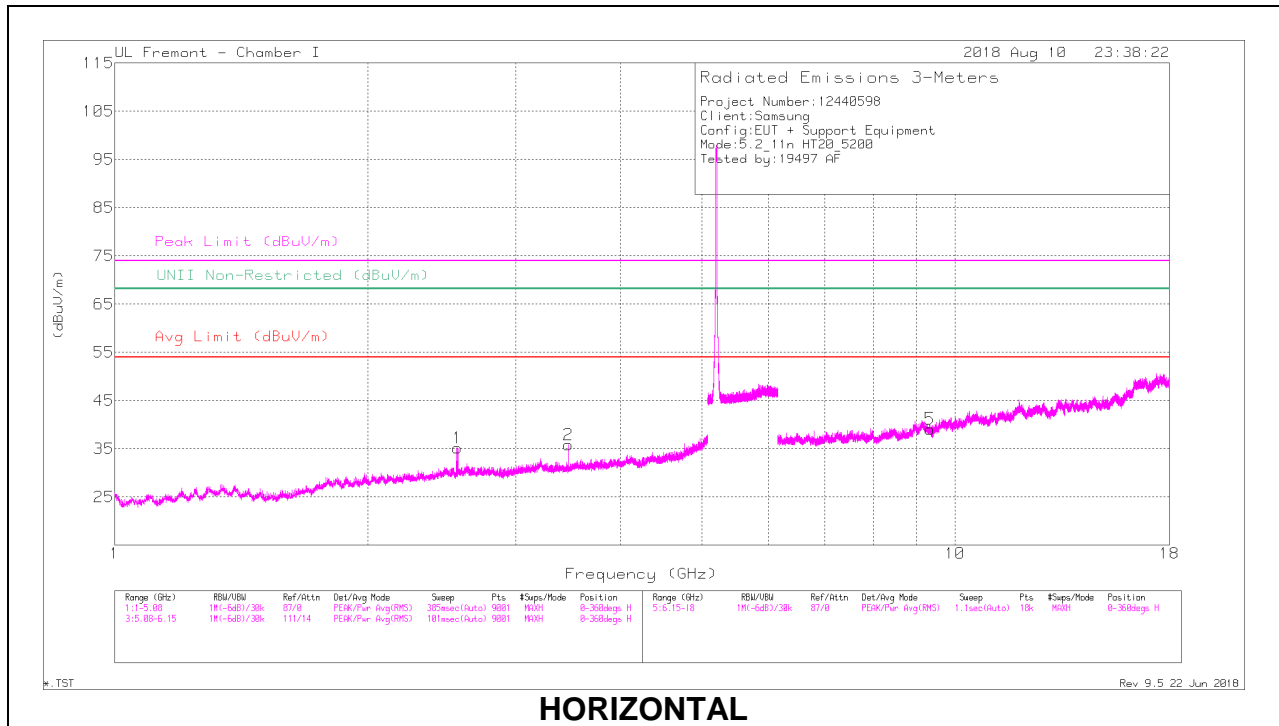
Marker	Frequency (GHz)	Meter Reading (dBuV)	Det	AF T862 (dB/m)	Amp/Cbl/Filtr/Pad (dB)	Corrected Reading (dBuV/m)	Avg Limit (dBuV/m)	Margin (dB)	Peak Limit (dBuV/m)	PK Margin (dB)	UNII Non-Restricted (dBuV/m)	PK Margin (dB)	Azimuth (Degs)	Height (cm)	Polarity
1	2.538	36.6	PK-U	32.3	-31.6	37.3	-	-	-	-	68.2	-30.9	195	354	H
2	3.453	38.13	PK-U	32.7	-30.4	40.43	-	-	-	-	68.2	-27.77	356	140	H
3	2.539	37.36	PK-U	32.3	-31.6	38.06	-	-	-	-	68.2	-30.14	46	363	V
4	3.453	36.42	PK-U	32.7	-30.4	38.72	-	-	-	-	68.2	-29.48	342	169	V
5	* 8.268	29.7	PK-U	35.7	-19.6	45.8	-	-	74	-28.2	-	-	179	144	H
	* 8.271	19.94	ADR	35.8	-19.6	36.14	54	-17.86	-	-	-	-	179	144	H
6	* 8.308	29.45	PK-U	35.8	-19.7	45.55	-	-	74	-28.45	-	-	126	328	V
	* 8.31	20.33	ADR	35.8	-19.7	36.43	54	-17.57	-	-	-	-	126	328	V

* - indicates frequency in CFR47 Pt 15 Restricted Band

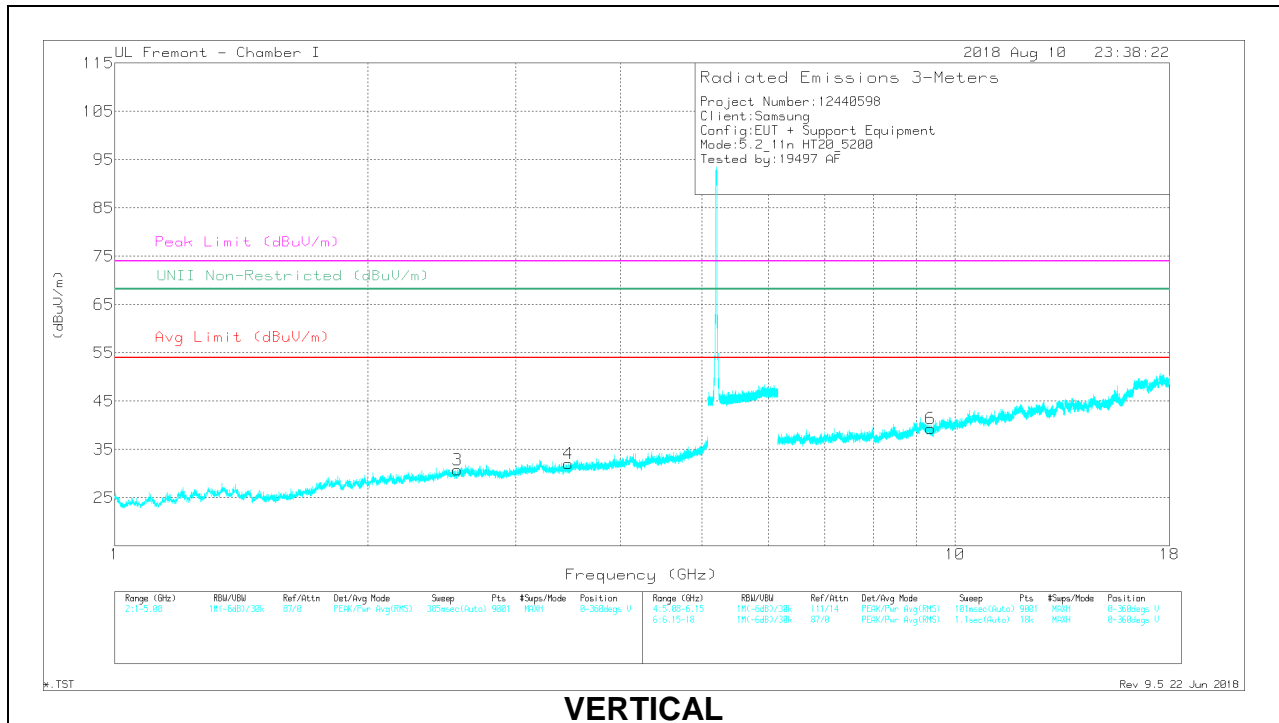
PK-U - U-NII: Maximum Peak

ADR - U-NII AD primary method, RMS average

MID CHANNEL RESULTS



HORIZONTAL



VERTICAL

RADIATED EMISSIONS

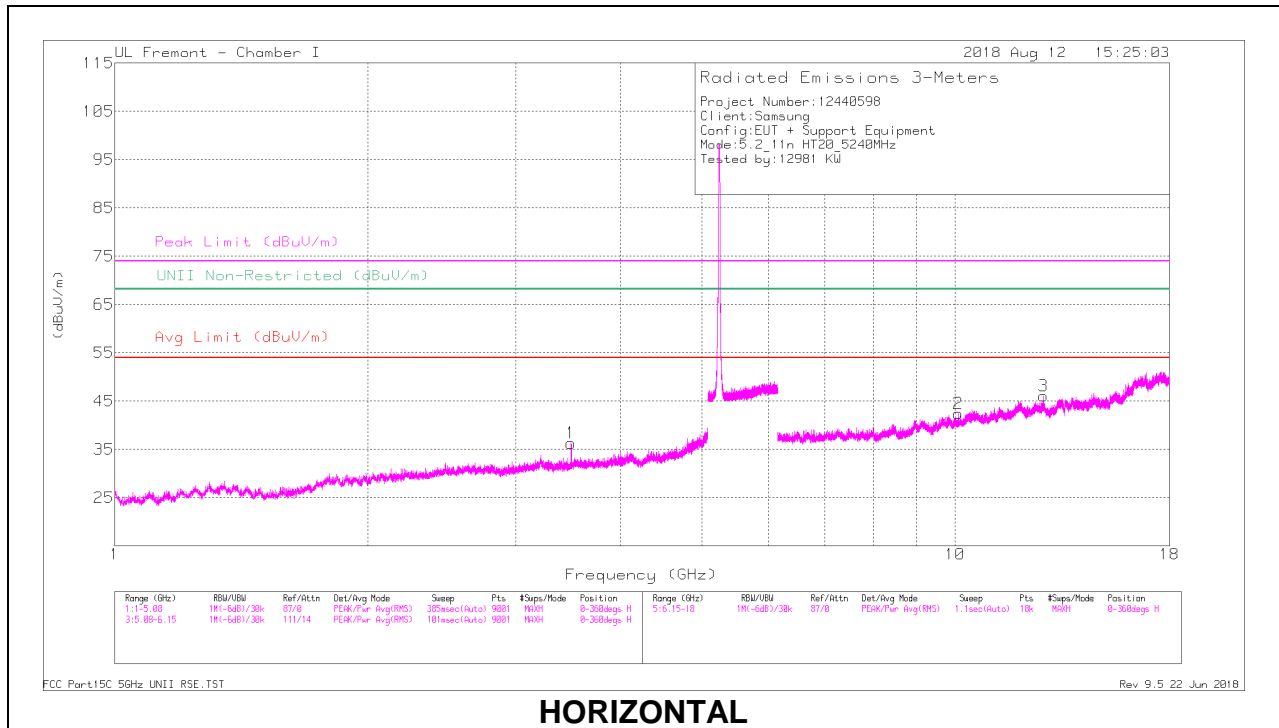
Marker	Frequency (GHz)	Meter Reading (dBuV)	Det	AF T862 (dB/m)	Amp/Cbl/Filtr/Pad (dB)	Corrected Reading (dBuV/m)	Avg Limit (dBuV/m)	Margin (dB)	Peak Limit (dBuV/m)	PK Margin (dB)	UNII Non-Restricted (dBuV/m)	PK Margin (dB)	Azimuth (Degs)	Height (cm)	Polarity
1	2.559	37.63	PK-U	32.4	-31.4	38.63	-	-	-	-	68.2	-29.57	49	274	H
2	3.467	39.13	PK-U	32.7	-30.6	41.23	-	-	-	-	68.2	-26.97	32	255	H
3	2.561	36.94	PK-U	32.4	-31.4	37.94	-	-	-	-	68.2	-30.26	19	143	V
4	3.467	37.01	PK-U	32.7	-30.6	39.11	-	-	-	-	68.2	-29.09	337	175	V
5	* 9.336	28.66	PK-U	36.4	-17.7	47.36	-	-	74	-26.64	-	-	161	116	H
	* 9.333	18.63	ADR	36.4	-17.7	37.33	54	-16.67	-	-	-	-	161	116	H
6	* 9.352	28.44	PK-U	36.4	-17.9	46.94	-	-	74	-27.06	-	-	248	273	V
	* 9.35	19.07	ADR	36.4	-17.8	37.67	54	-16.33	-	-	-	-	248	273	V

* - indicates frequency in CFR47 Pt 15 Restricted Band

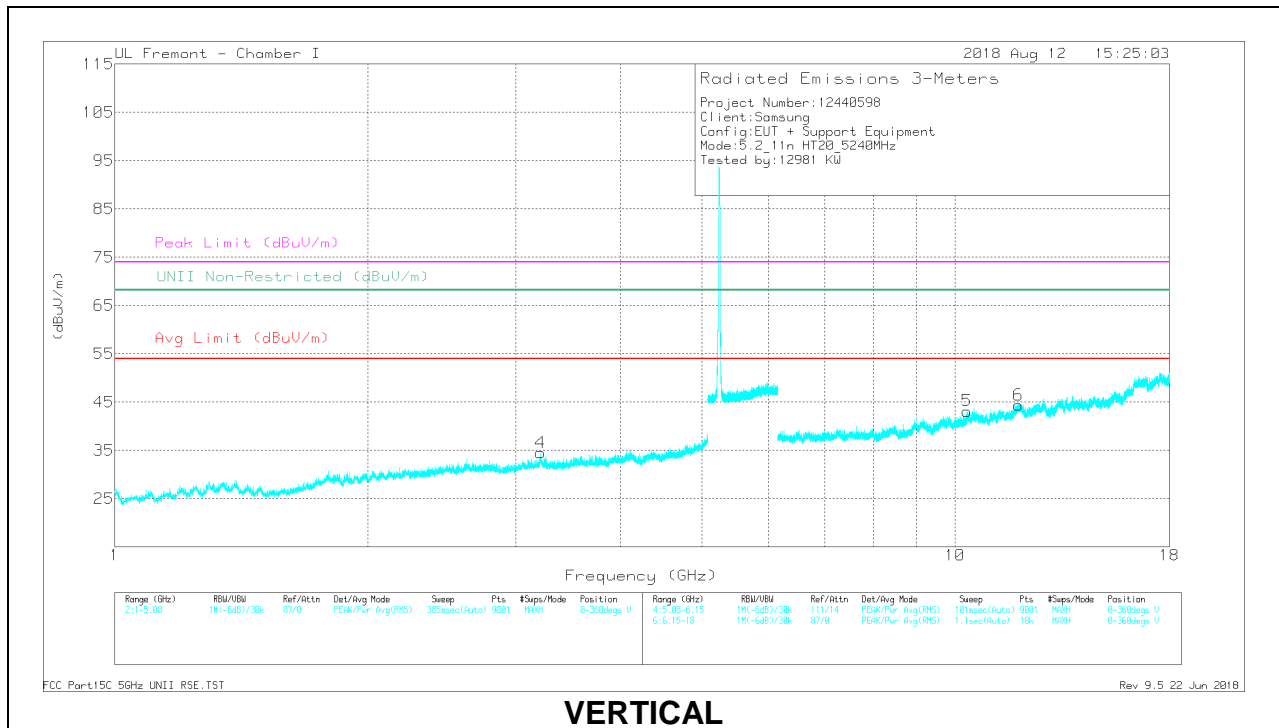
PK-U - U-NII: Maximum Peak

ADR - U-NII AD primary method, RMS average

HIGH CHANNEL RESULTS



HORIZONTAL



VERTICAL

RADIATED EMISSIONS

Marker	Frequency (GHz)	Meter Reading (dBuV)	Det	AF T862 (dB/m)	Amp/Cbl/Filtr/Pad (dB)	Corrected Reading (dBuV/m)	Avg Limit (dBuV/m)	Margin (dB)	Peak Limit (dBuV/m)	PK Margin (dB)	UNII Non-Restricted (dBuV/m)	PK Margin (dB)	Azimuth (Degs)	Height (cm)	Polarity
1	3.493	39.32	PK-U	32.8	-30.3	41.82	-	-	-	-	68.2	-26.38	226	103	H
4	3.211	36.84	PK-U	33.7	-29.8	40.74	-	-	-	-	68.2	-27.46	157	330	V
2	10.092	28.22	PK-U	37.1	-16.9	48.42	-	-	-	-	68.2	-19.78	42	344	H
3	12.745	28.08	PK-U	39.1	-15.9	51.28	-	-	-	-	68.2	-16.92	276	382	H
5	10.343	28.6	PK-U	37.4	-16.6	49.4	-	-	-	-	68.2	-18.8	239	170	V
6	* 11.904	29.98	PK-U	38.7	-16.6	52.08	-	-	74	-21.92	-	-	28	276	V
	* 11.903	19.89	ADR	38.7	-16.6	41.99	54	-12.01	-	-	-	-	28	276	V

* - indicates frequency in CFR47 Pt 15 Restricted Band

PK-U - U-NII: Maximum Peak

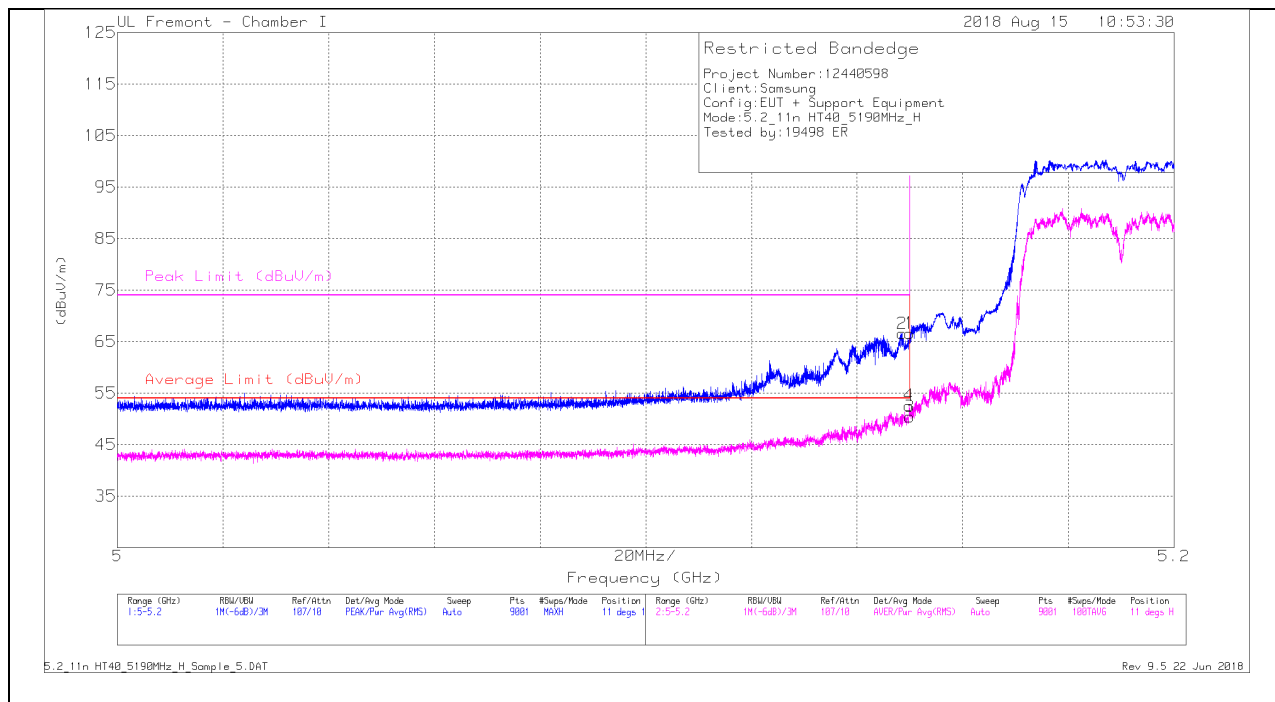
ADR - U-NII AD primary method, RMS average

10.1.3. TX ABOVE 1 GHz 802.11n HT40 MODE IN THE 5.2 GHz BAND

1TX Antenna 1 MODE

BANDEDGE (LOW CHANNEL)

HORIZONTAL RESULT



Trace Markers

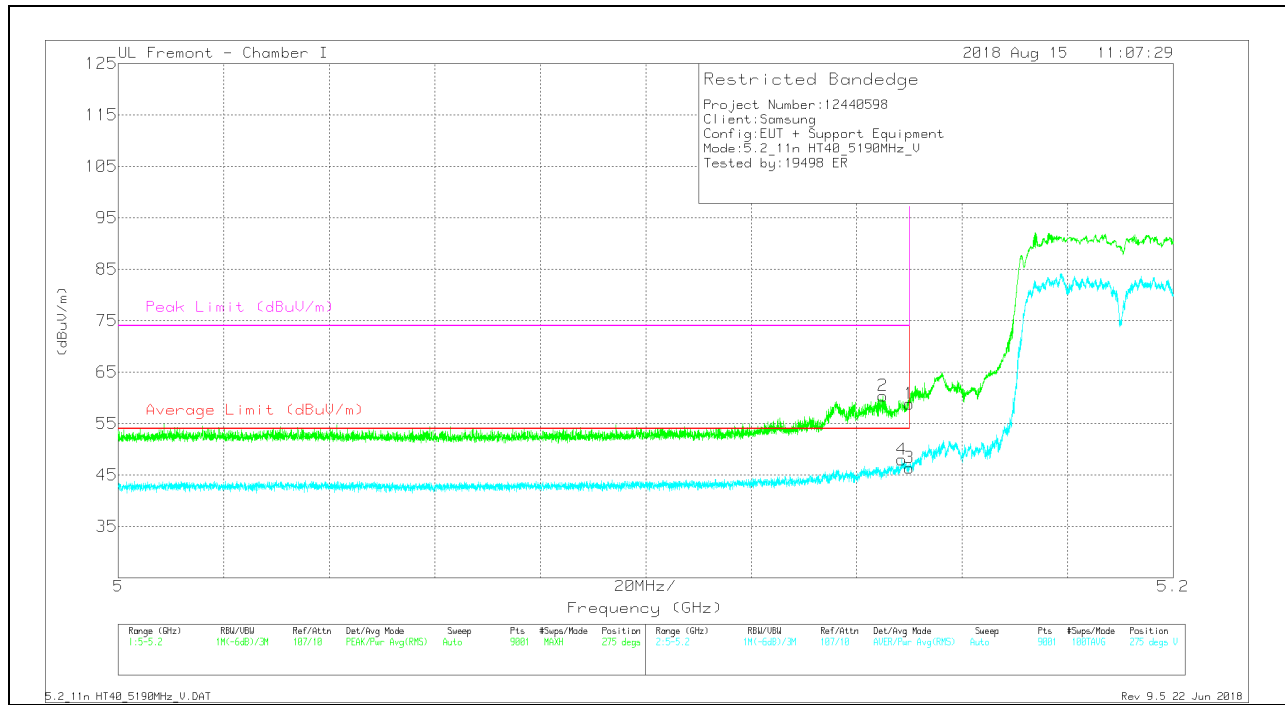
Marker	Frequency (GHz)	Meter Reading (dBuV)	Det	AF T862 (dB/m)	Amp/Cbl/Ftr/Pad (dB)	DC Corr (dB)	Corrected Reading (dBuV/m)	Average Limit (dBuV/m)	Margin (dB)	Peak Limit (dBuV/m)	PK Margin (dB)	Azimuth (Degs)	Height (cm)	Polarity
1	* 5.15	51.21	Pk	34.4	-19	0	66.61	-	-	74	-7.39	11	125	H
2	* 5.148	51.16	Pk	34.4	-19	0	66.56	-	-	74	-7.44	11	125	H
3	* 5.15	33.96	RMS	34.4	-19	.17	49.53	54	-4.47	-	-	11	125	H
4	* 5.15	36.12	RMS	34.4	-19	.17	51.69	54	-2.31	-	-	11	125	H

* - indicates frequency in CFR47 Pt 15 Restricted Band

Pk - Peak detector

RMS - RMS detection

VERTICAL RESULT



Trace Markers

Marker	Frequency (GHz)	Meter Reading (dBuV)	Det	AFT862 (dB/m)	Amp/Cbi/Fitr/Pad (dB)	DC Corr (dB)	Corrected Reading (dBuV/m)	Average Limit (dBuV/m)	Margin (dB)	Peak Limit (dBuV/m)	PK Margin (dB)	Azimuth (Degs)	Height (cm)	Polarity
1	* 5.15	43.45	Pk	34.4	-19	0	58.85	-	-	74	-15.15	275	248	V
2	* 5.145	45.13	Pk	34.4	-19.1	0	60.43	-	-	74	-13.57	275	248	V
3	* 5.15	29.91	RMS	34.4	-19	.17	45.48	54	-8.52	-	-	275	248	V
4	* 5.149	31.53	RMS	34.4	-19	.17	47.1	54	-6.9	-	-	275	248	V

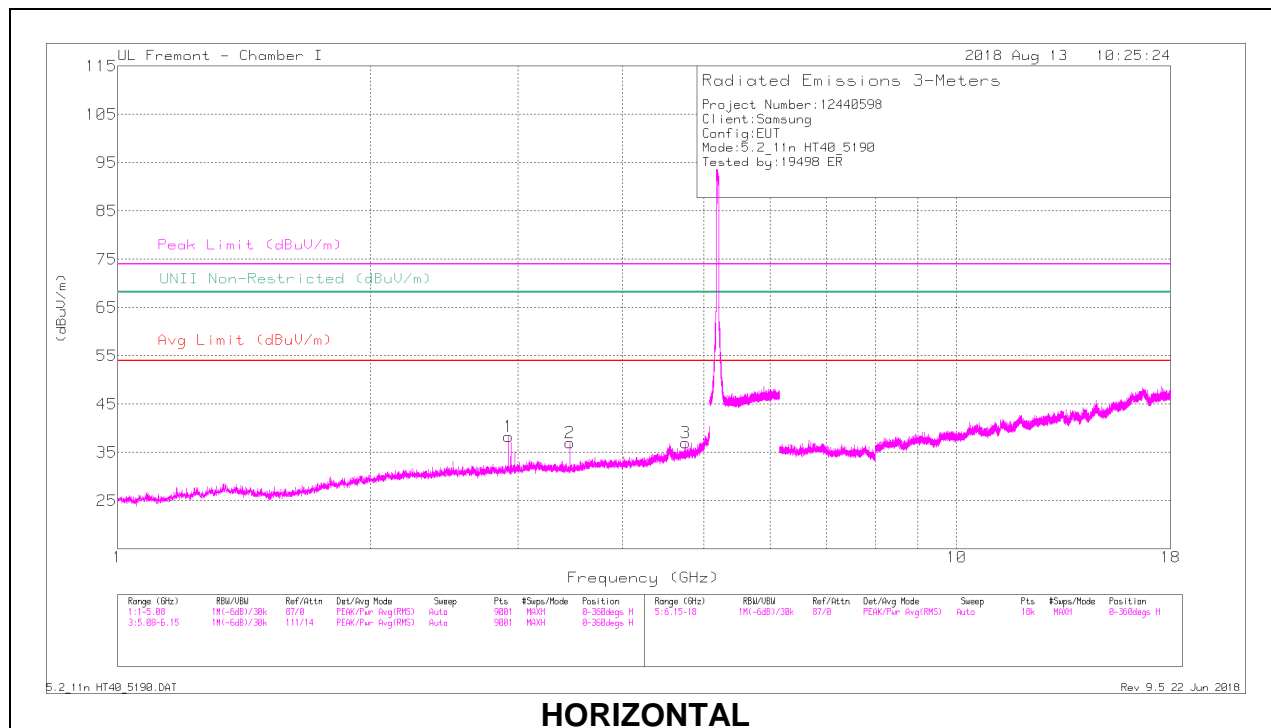
* - indicates frequency in CFR47 Pt 15 Restricted Band

Pk - Peak detector

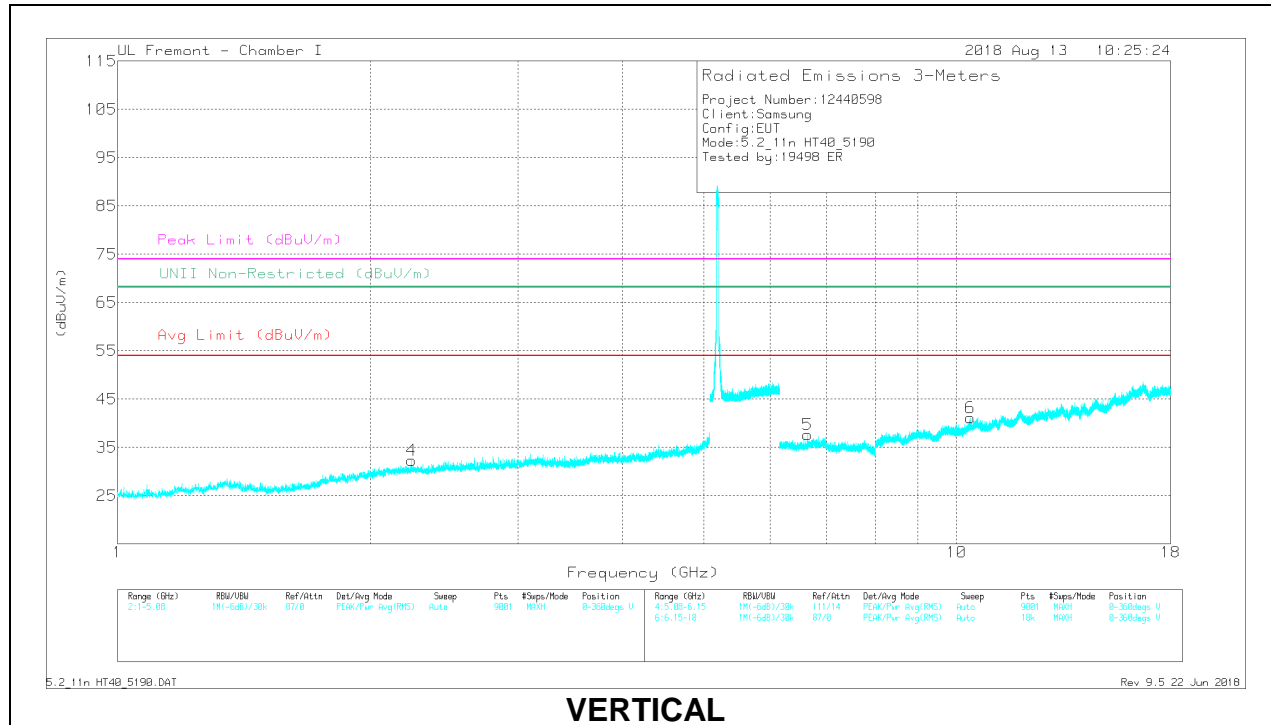
RMS - RMS detection

HARMONICS AND SPURIOUS EMISSIONS

LOW CHANNEL RESULTS



HORIZONTAL



VERTICAL

RADIATED EMISSIONS

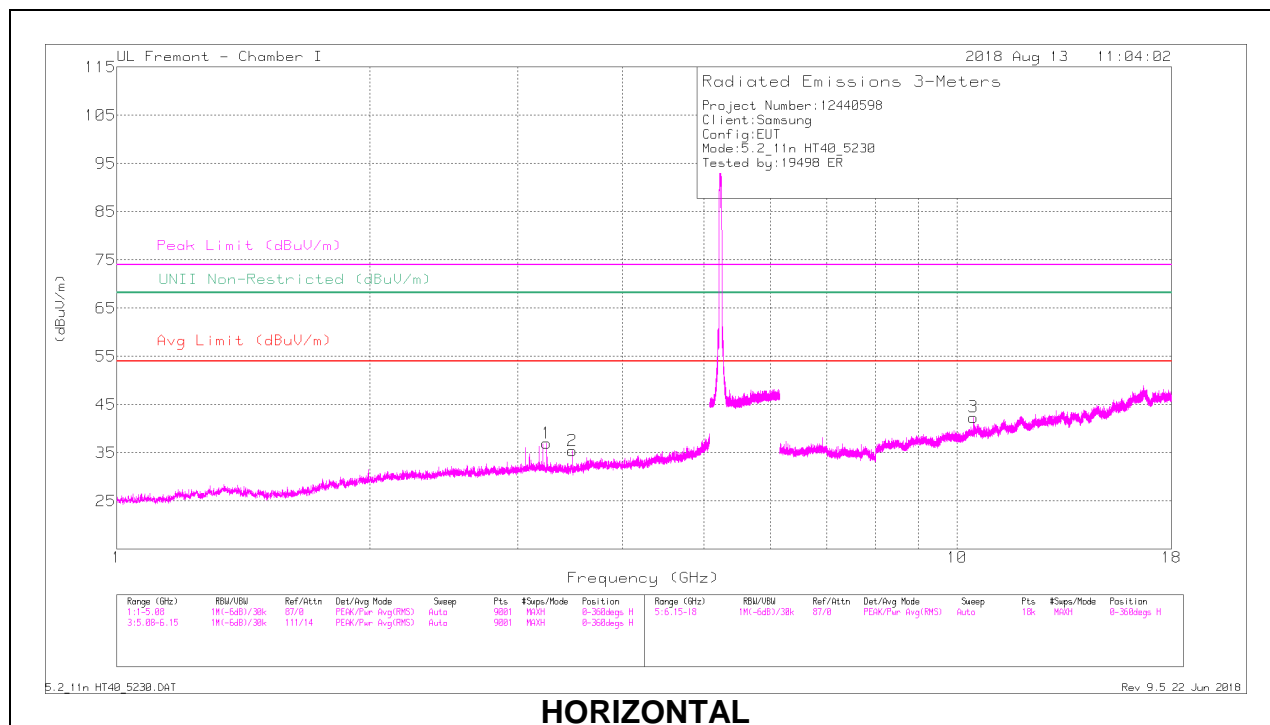
Marker	Frequency (GHz)	Meter Reading (dBuV)	Det	AF T344 (dB/m)	Amp/Cbl/Filtr/Pad (dB)	DC Corr (dB)	Corrected Reading (dBuV/m)	Avg Limit (dBuV/m)	Margin (dB)	Peak Limit (dBuV/m)	PK Margin (dB)	UNII Non-Restricted (dBuV/m)	PK Margin (dB)	Azimuth (Degs)	Height (cm)	Polarity
1	2.926	41.18	PK-U	32.5	-33.9	0	39.78	-	-	-	-	68.2	-28.42	290	129	H
2	3.46	43.32	PK-U	32.6	-32.8	0	43.12	-	-	-	-	68.2	-25.08	275	110	H
3	* 4.757	41	PK-U	34.1	-30.1	0	45	-	-	74	-29	-	-	60	127	H
	* 4.757	31.01	ADR	34.1	-30.1	.17	35.18	54	-18.82	-	-	-	-	60	127	H
4	* 2.24	39.3	PK-U	31.9	-35.1	0	36.1	-	-	74	-37.9	-	-	163	148	V
	* 2.241	32.21	ADR	31.9	-35.1	.17	29.18	54	-24.82	-	-	-	-	163	148	V
5	6.647	33.49	PK-U	35.5	-27.3	0	41.69	-	-	-	-	68.2	-26.51	331	139	V
6	10.38	33.91	PK-U	37.4	-23	0	48.31	-	-	-	-	68.2	-19.89	40	109	V

* - indicates frequency in CFR47 Pt 15 Restricted Band

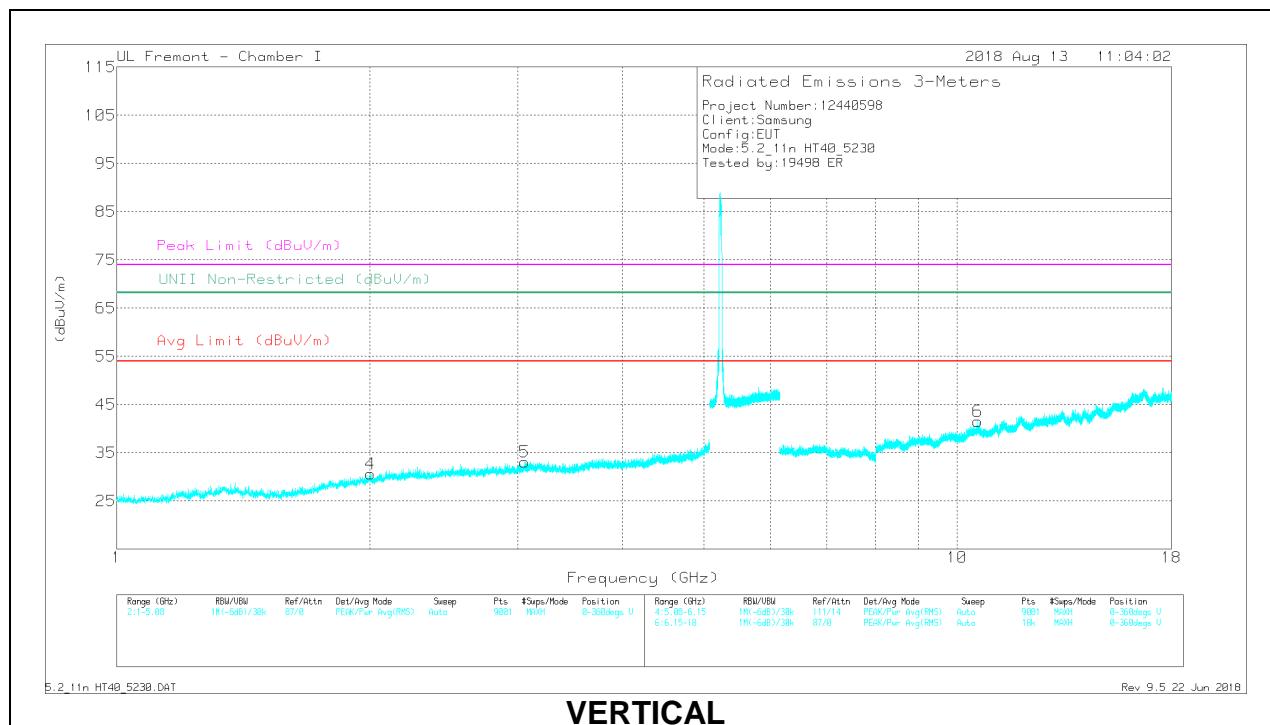
PK-U - U-NII: Maximum Peak

ADR - U-NII AD primary method, RMS average

HIGH CHANNEL RESULTS



HORIZONTAL



VERTICAL

RADIATED EMISSIONS

Marker	Frequency (GHz)	Meter Reading (dBuV)	Det	AF T344 (dB/m)	Amp/Cbl/Filtz/Pad (dB)	DC Corr (dB)	Corrected Reading (dBuV/m)	Avg Limit (dBuV/m)	Margin (dB)	Peak Limit (dBuV/m)	PK Margin (dB)	UNII Non-Restricted (dBuV/m)	PK Margin (dB)	Azimuth (Degs)	Height (cm)	Polarity
1	3.25	40.68	PK-U	32.9	-32.9	0	40.68	-	-	-	-	68.2	-27.52	159	125	H
2	3.487	40.69	PK-U	32.6	-32.6	0	40.69	-	-	-	-	68.2	-27.51	236	144	H
4	2.007	40.34	PK-U	31	-35.2	0	36.14	-	-	-	-	68.2	-32.06	316	123	V
5	3.06	41.25	PK-U	32.9	-34.1	0	40.05	-	-	-	-	68.2	-28.15	323	192	V
3	10.461	30.51	PK-U	37.5	-22.9	0	45.11	-	-	-	-	68.2	-23.09	91	213	H
6	10.583	31.14	PK-U	37.7	-22.3	0	46.54	-	-	-	-	68.2	-21.66	22	133	V

* - indicates frequency in CFR47 Pt 15 Restricted Band

PK-U - U-NII: Maximum Peak

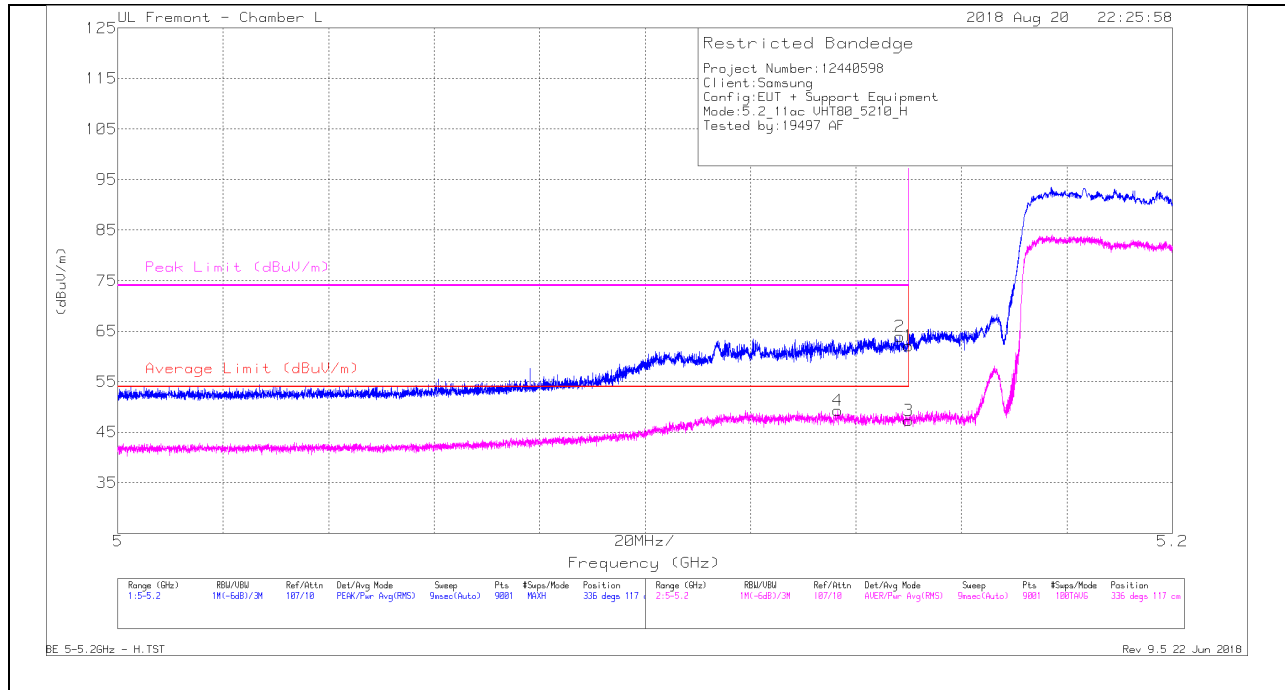
ADR - U-NII AD primary method, RMS average

10.1.4. TX ABOVE 1 GHz 802.11ac VHT80 MODE IN THE 5.2 GHz BAND

1TX Antenna 1 MODE

BANDEGE (MID CHANNEL)

HORIZONTAL RESULT



Trace Markers

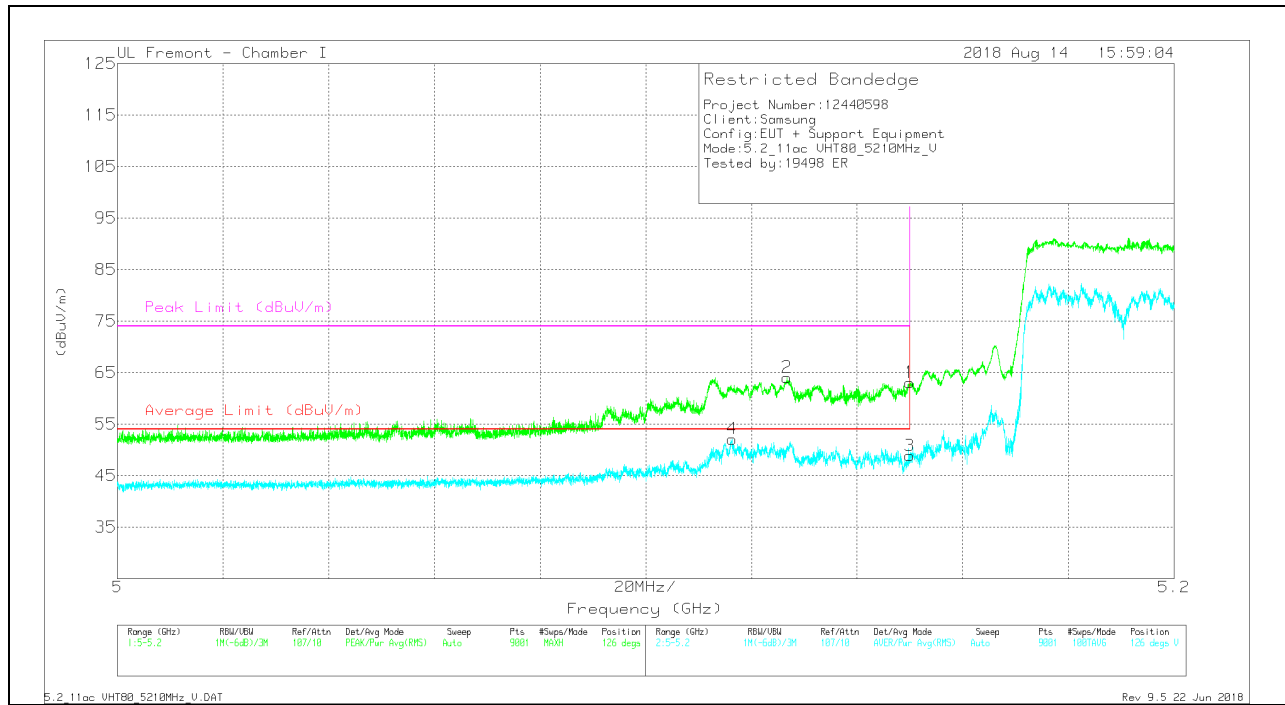
Marker	Frequency (GHz)	Meter Reading (dBuV)	Det	AF EMC4294 (dB/m)	Amp/Cbl/Fitr/Pad (dB)	DC Corr (dB)	Corrected Reading (dBuV/m)	Average Limit (dBuV/m)	Margin (dB)	Peak Limit (dBuV/m)	PK Margin (dB)	Azimuth (Degs)	Height (cm)	Polarity
1	* 5.15	46.91	Pk	34.4	-19.2	0	62.11	-	-	74	-11.89	336	117	H
2	* 5.148	48.72	Pk	34.4	-19.2	0	63.92	-	-	74	-10.08	336	117	H
3	* 5.15	31.73	RMS	34.4	-19.2	.33	47.26	54	-6.74	-	-	336	117	H
4	* 5.136	33.8	RMS	34.4	-19.2	.33	49.33	54	-4.67	-	-	336	117	H

* - indicates frequency in CFR47 Pt 15 Restricted Band

Pk - Peak detector

RMS - RMS detection

VERTICAL RESULT



Trace Markers

Marker	Frequency (GHz)	Meter Reading (dBuV)	Det	AFT344 (dB/m)	Amp/Cbi/Fitr/Pad (dB)	DC Corr (dB)	Corrected Reading (dBuV/m)	Average Limit (dBuV/m)	Margin (dB)	Peak Limit (dBuV/m)	PK Margin (dB)	Azimuth (Degs)	Height (cm)	Polarity
1	* 5.15	48.79	Pk	34.4	-20.1	0	63.09	-	-	74	-10.91	126	100	V
2	* 5.127	49.84	Pk	34.4	-20.2	0	64.04	-	-	74	-9.96	126	100	V
3	* 5.15	33.17	RMS	34.4	-20.1	.33	47.8	54	-6.2	-	-	126	100	V
4	* 5.116	36.53	RMS	34.4	-20.2	.33	51.06	54	-2.94	-	-	126	100	V

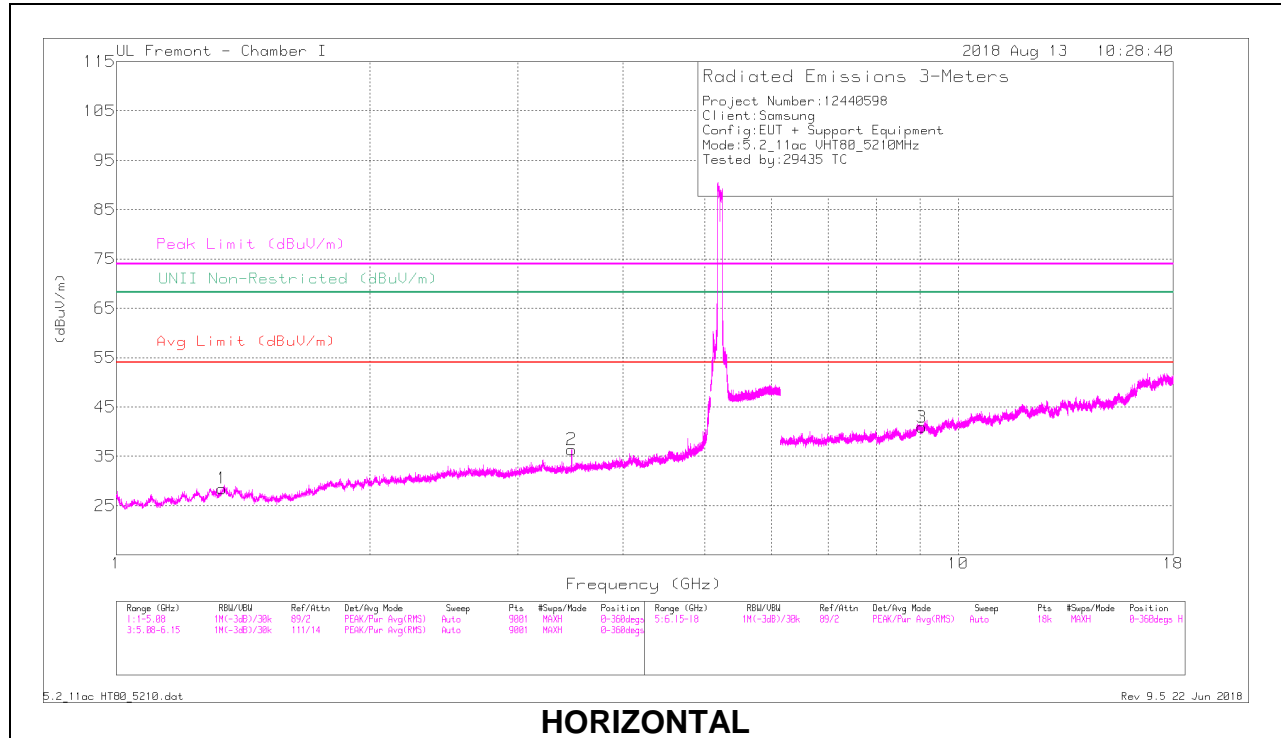
* - indicates frequency in CFR47 Pt 15 Restricted Band

Pk - Peak detector

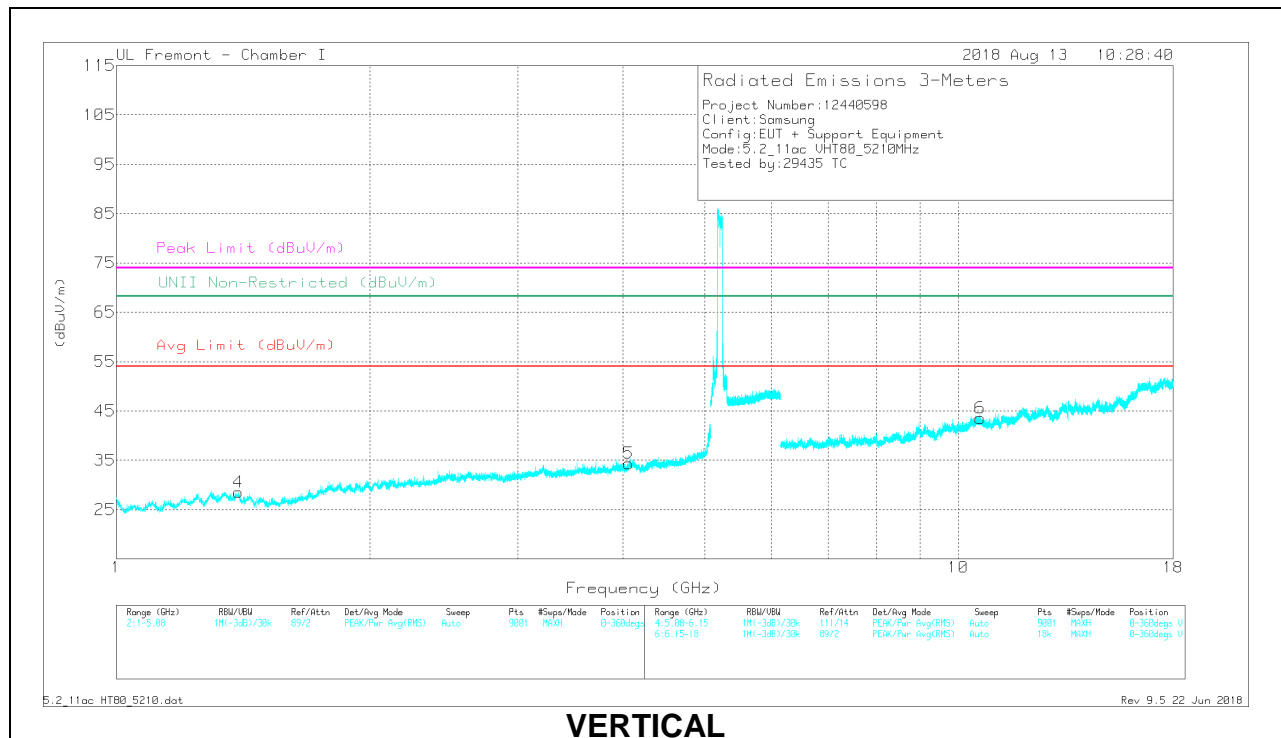
RMS - RMS detection

HARMONICS AND SPURIOUS EMISSIONS

MID CHANNEL RESULTS



HORIZONTAL



VERTICAL

RADIATED EMISSIONS

Marker	Frequency (GHz)	Meter Reading (dBuV)	Det	AF T862 (dB/m)	Amp/Cbl/Ftr/Pad (dB)	DC Corr (dB)	Corrected Reading (dBuV/m)	Avg Limit (dBuV/m)	Margin (dB)	Peak Limit (dBuV/m)	PK Margin (dB)	UNII Non-Restricted (dBuV/m)	PK Margin (dB)	Azimuth (Degs)	Height (cm)	Polarity
1	* 1.335	41.53	PK-U	29.2	-33.6	0	37.13	-	-	74	-36.87	-	-	256	241	H
	* 1.336	30.34	ADR	29.2	-33.6	.33	26.27	54	-27.73	-	-	-	-	256	241	H
2	3.473	41.29	PK-U	32.7	-30.6	0	43.39	-	-	-	-	68.2	-24.81	130	105	H
4	* 1.397	40.91	PK-U	29.1	-33.4	0	36.61	-	-	74	-37.39	-	-	78	319	V
	* 1.396	30.26	ADR	29.1	-33.4	.33	26.29	54	-27.71	-	-	-	-	78	319	V
5	* 4.063	38.37	PK-U	33.4	-29	0	42.77	-	-	74	-31.23	-	-	303	257	V
	* 4.062	27.78	ADR	33.4	-29.1	.33	32.41	54	-21.59	-	-	-	-	303	257	V
3	* 9.058	31.37	PK-U	36.3	-18.8	0	48.87	-	-	74	-25.13	-	-	6	313	H
	* 9.056	20.76	ADR	36.3	-18.8	.33	38.59	54	-15.41	-	-	-	-	6	313	H
6	* 10.619	30.47	PK-U	37.8	-16.7	0	51.57	-	-	74	-22.43	-	-	15	141	V
	* 10.62	20.35	ADR	37.8	-16.7	.33	41.78	54	-12.22	-	-	-	-	15	141	V

* - indicates frequency in CFR47 Pt 15 Restricted Band

PK-U - U-NII: Maximum Peak

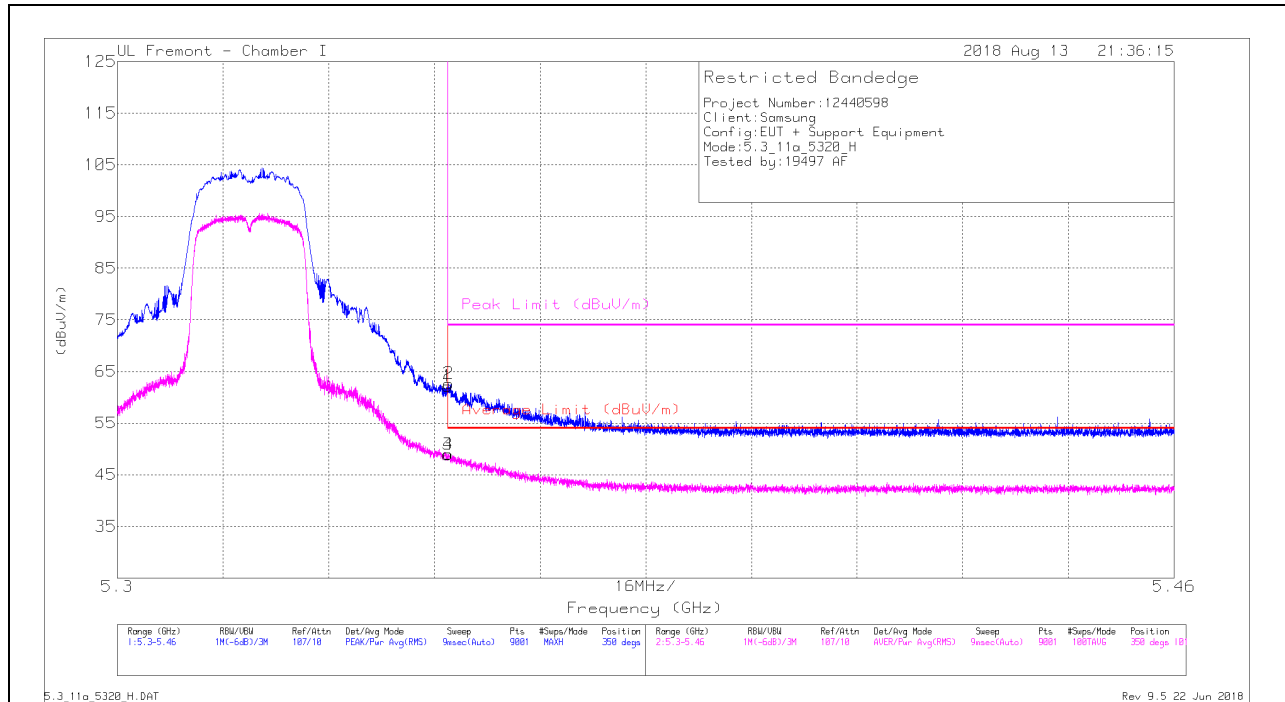
ADR - U-NII AD primary method, RMS average

10.1.5. TX ABOVE 1 GHz 802.11a MODE IN THE 5.3 GHz BAND

1TX Antenna 1 MODE

BANDEDGE (HIGH CHANNEL)

HORIZONTAL RESULT



Trace Markers

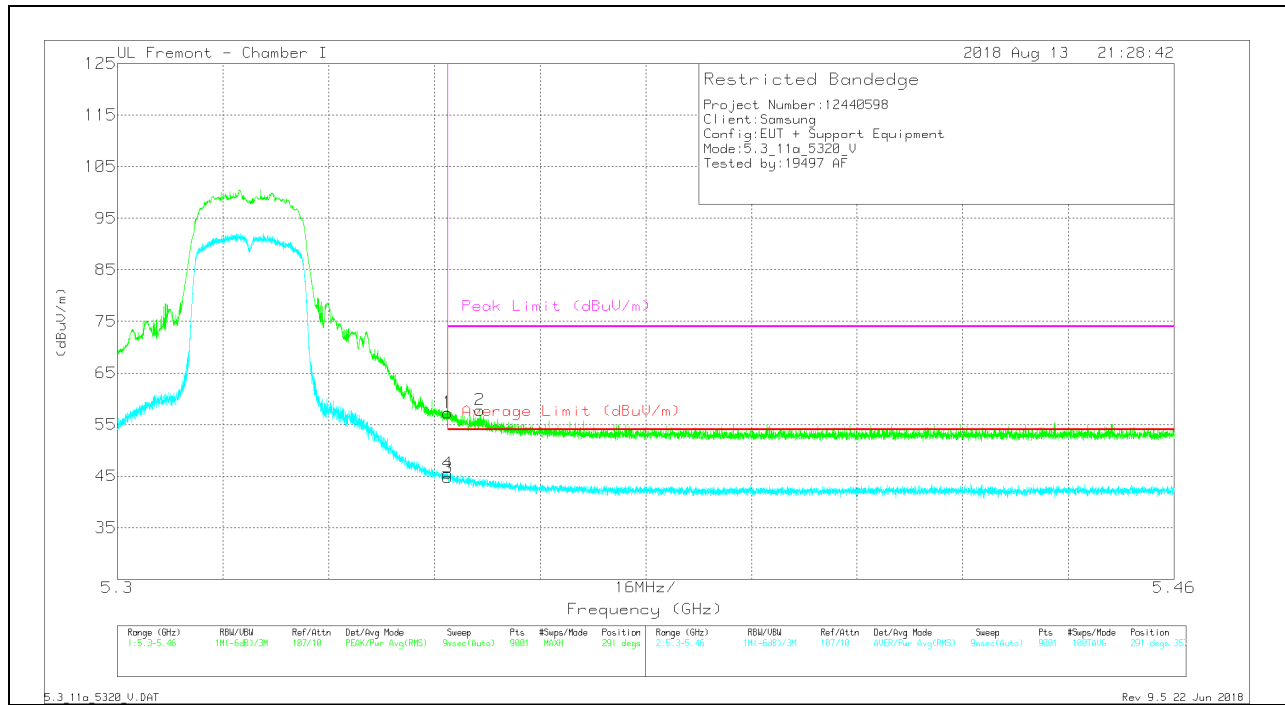
Marker	Frequency (GHz)	Meter Reading (dBuV)	Det	AF T862 (dB/m)	Amp/Cbl/Filtr/Pad (dB)	DC Corr (dB)	Corrected Reading (dBuV/m)	Average Limit (dBuV/m)	Margin (dB)	Peak Limit (dBuV/m)	PK Margin (dB)	Azimuth (Degs)	Height (cm)	Polarity
1	* 5.35	45.95	Pk	34.5	-18.3	0	62.15	-	-	74	-11.85	350	101	H
2	* 5.35	46.45	Pk	34.5	-18.3	0	62.65	-	-	74	-11.35	350	101	H
3	* 5.35	32.73	RMS	34.5	-18.3	0	48.93	54	-5.07	-	-	350	101	H
4	* 5.35	32.76	RMS	34.5	-18.3	0	48.96	54	-5.04	-	-	350	101	H

* - indicates frequency in CFR47 Pt 15 Restricted Band

Pk - Peak detector

RMS - RMS detection

VERTICAL RESULT



Trace Markers

Marker	Frequency (GHz)	Meter Reading (dBuV)	Det	AFT862 (dB/m)	Amp/Cbi/Fitr/Pad (dB)	DC Corr (dB)	Corrected Reading (dBuV/m)	Average Limit (dBuV/m)	Margin (dB)	Peak Limit (dBuV/m)	PK Margin (dB)	Azimuth (Degs)	Height (cm)	Polarity
1	* 5.35	41.1	Pk	34.5	-18.3	0	57.3	-	-	74	-16.7	291	357	V
2	* 5.355	41.7	Pk	34.4	-18.3	0	57.8	-	-	74	-16.2	291	357	V
3	* 5.35	28.5	RMS	34.5	-18.3	0	44.7	54	-9.3	-	-	291	357	V
4	* 5.35	29.34	RMS	34.5	-18.3	0	45.54	54	-8.46	-	-	291	357	V

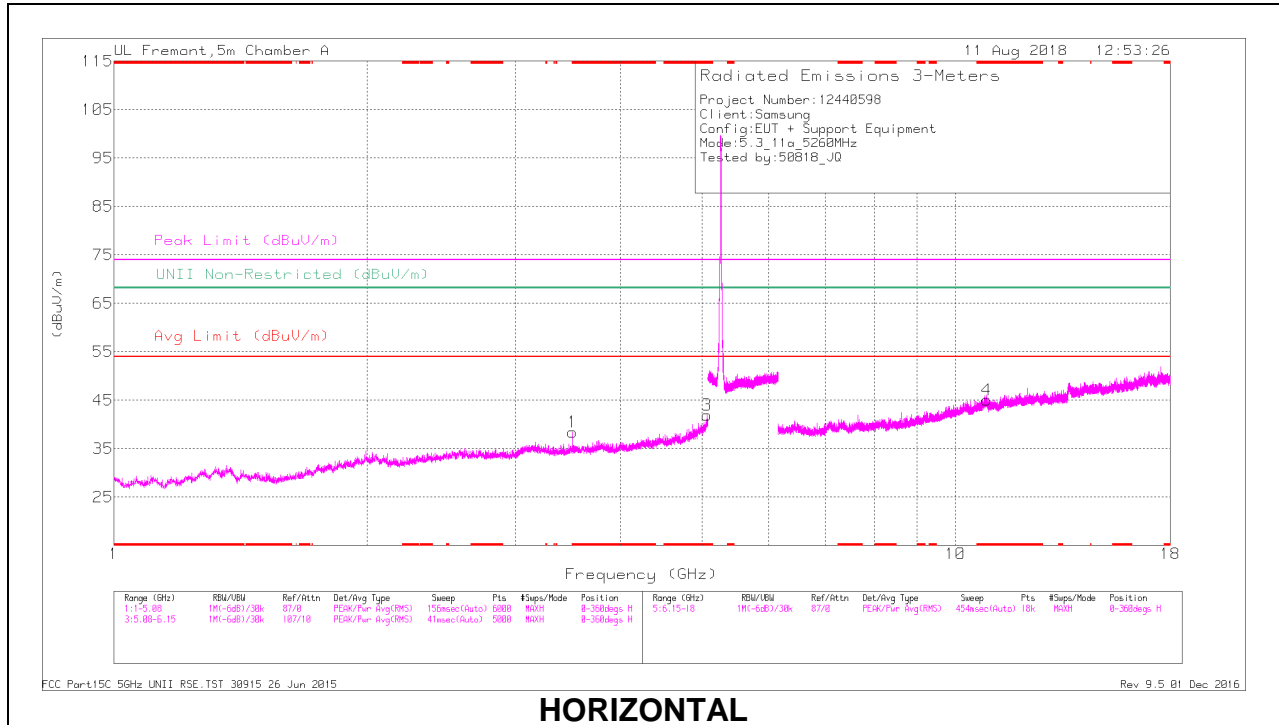
* - indicates frequency in CFR47 Pt 15 Restricted Band

Pk - Peak detector

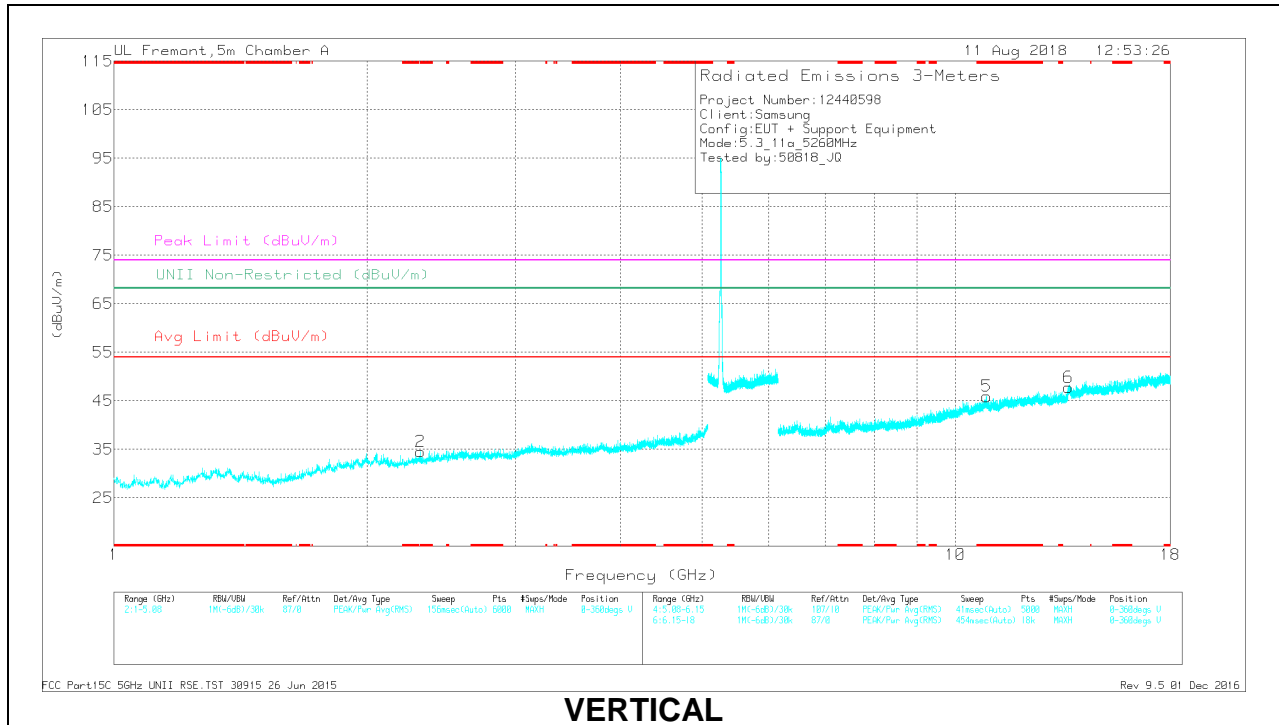
RMS - RMS detection

HARMONICS AND SPURIOUS EMISSIONS

LOW CHANNEL RESULTS



HORIZONTAL



VERTICAL

RADIATED EMISSIONS

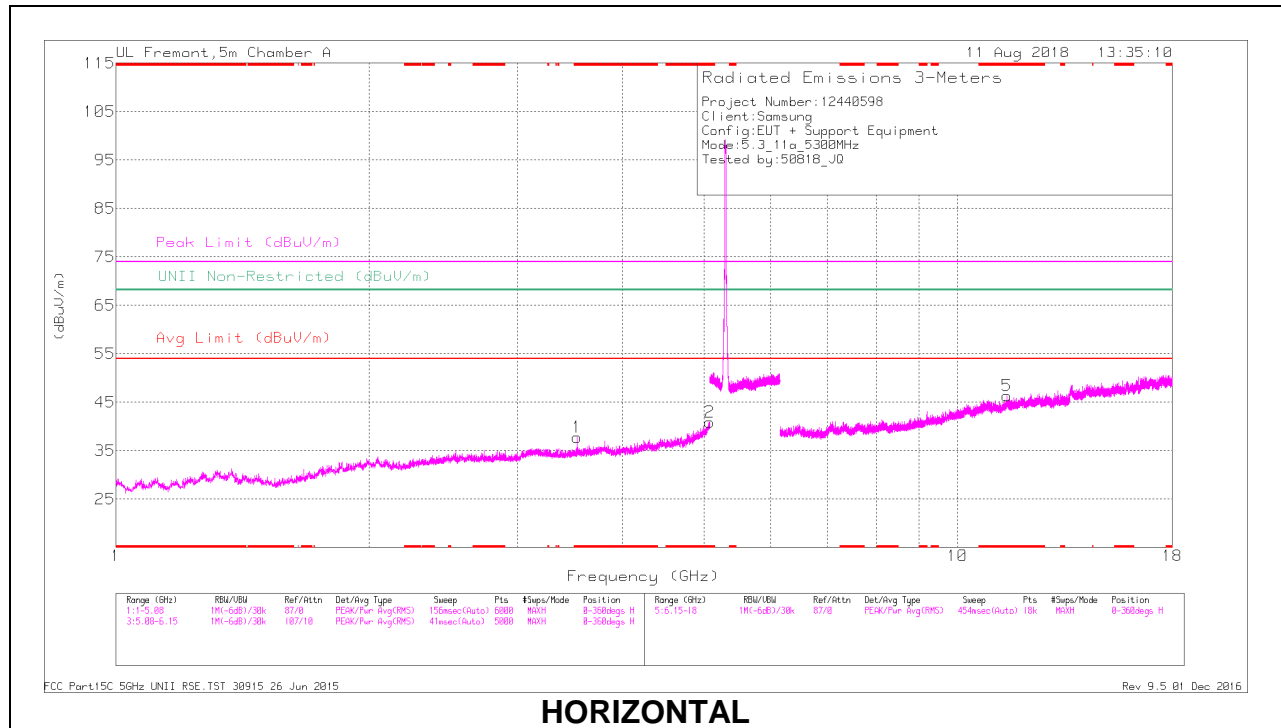
Marker	Frequency (GHz)	Meter Reading (dBuV)	Det	AF T345 (dB/m)	Amp/Cbl/Filtr/Pad (dB)	Corrected Reading (dBuV/m)	Avg Limit (dBuV/m)	Margin (dB)	Peak Limit (dBuV/m)	PK Margin (dB)	UNII Non-Restricted (dBuV/m)	PK Margin (dB)	Azimuth (Degs)	Height (cm)	Polarity
1	* 3.507	39.5	PK-U	32.9	-28.4	44	-	-	74	-30	-	-	3	116	H
	* 3.507	30.57	ADR	32.9	-28.4	35.07	54	-18.93	-	-	-	-	3	116	H
3	* 5.065	37.16	PK-U	34.4	-23.8	47.76	-	-	74	-26.24	-	-	156	105	H
	* 5.066	25.56	ADR	34.4	-23.8	36.16	54	-17.84	-	-	-	-	156	105	H
2	* 2.313	39.03	PK-U	31.5	-30	40.53	-	-	74	-33.47	-	-	230	110	V
	* 2.312	26.6	ADR	31.5	-30	28.1	54	-25.9	-	-	-	-	230	110	V
4	* 10.893	31.68	PK-U	37.9	-18.4	51.18	-	-	74	-22.82	-	-	360	147	H
	* 10.891	19.95	ADR	37.9	-18.3	39.55	54	-14.45	-	-	-	-	360	147	H
5	* 10.898	31.58	PK-U	37.9	-18.5	50.98	-	-	74	-23.02	-	-	11	197	V
	* 10.901	19.89	ADR	37.9	-18.5	39.29	54	-14.71	-	-	-	-	11	197	V
6	13.618	32.71	PK-U	39.2	-18.3	53.61	-	-	-	-	68.2	-14.59	347	233	V

* - indicates frequency in CFR47 Pt 15 Restricted Band

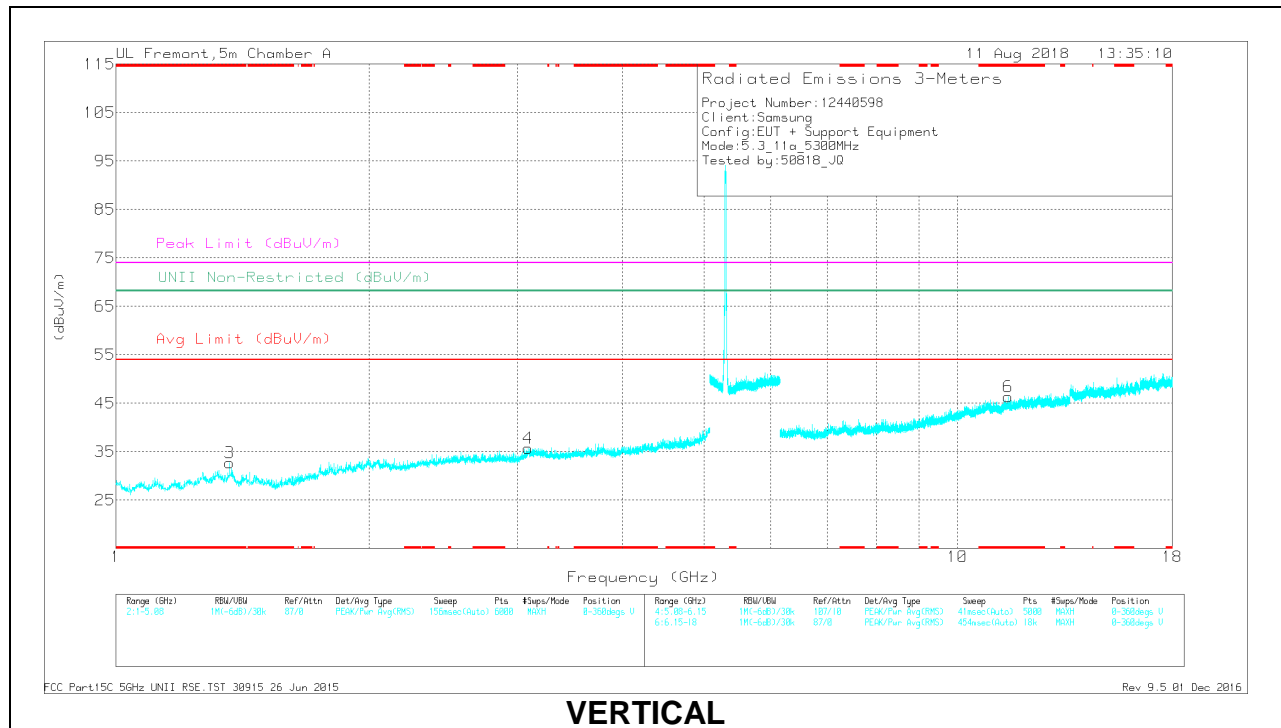
PK-U - U-NII: Maximum Peak

ADR - U-NII AD primary method, RMS average

MID CHANNEL RESULTS



HORIZONTAL



VERTICAL

RADIATED EMISSIONS

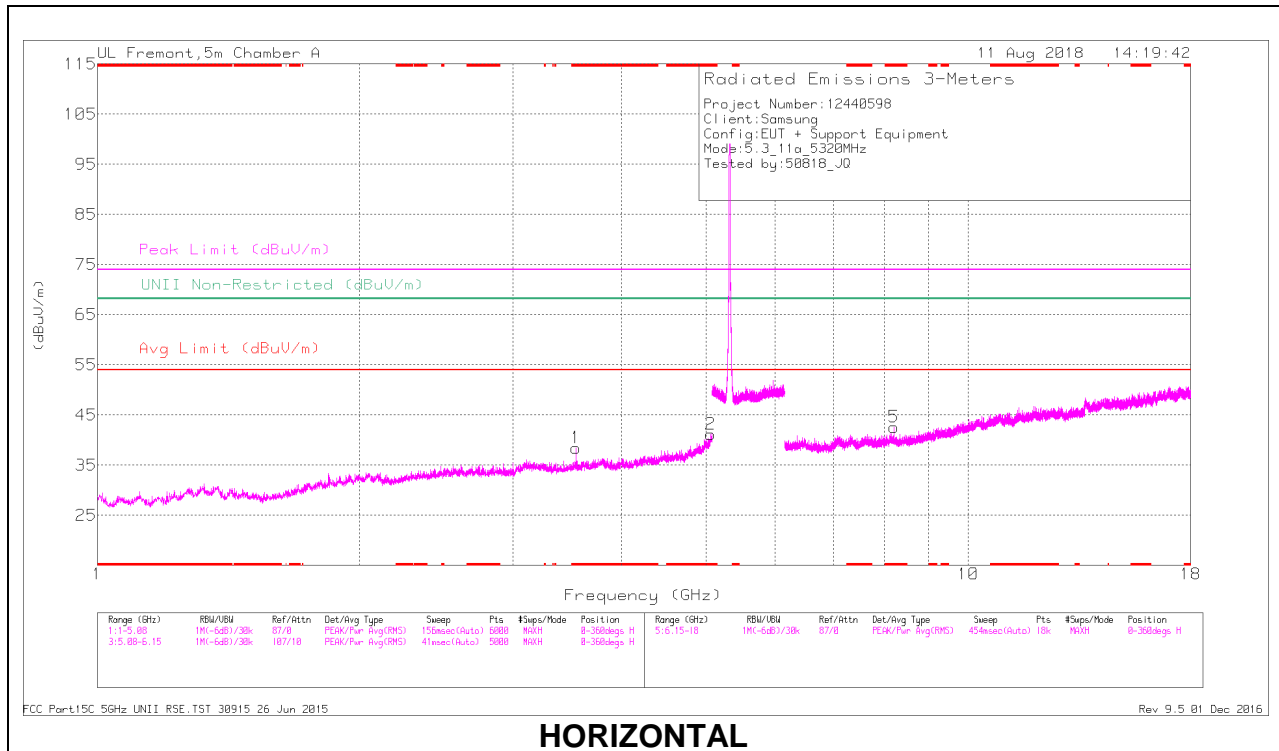
Marker	Frequency (GHz)	Meter Reading (dBuV)	Det	AF T345 (dB/m)	Amp/Cbl/Filtr/Pad (dB)	Corrected Reading (dBuV/m)	Avg Limit (dBuV/m)	Margin (dB)	Peak Limit (dBuV/m)	PK Margin (dB)	UNII Non-Restricted (dBuV/m)	PK Margin (dB)	Azimuth (Degs)	Height (cm)	Polarity
1	* 3.533	39.98	PK-U	32.9	-28.2	44.68	-	-	74	-29.32	-	-	234	128	H
	* 3.533	31.48	ADR	32.9	-28.2	36.18	54	-17.82	-	-	-	-	234	128	H
2	* 5.079	37.65	PK-U	34.4	-24	48.05	-	-	74	-25.95	-	-	3	107	H
	* 5.077	25.77	ADR	34.4	-24	36.17	54	-17.83	-	-	-	-	3	107	H
3	* 1.367	39.47	PK-U	29.2	-31.4	37.27	-	-	74	-36.73	-	-	266	299	V
	* 1.369	27.6	ADR	29.2	-31.3	25.5	54	-28.5	-	-	-	-	266	299	V
5	* 11.445	31.24	PK-U	38.2	-18.5	50.94	-	-	74	-23.06	-	-	337	207	H
	* 11.446	20.05	ADR	38.2	-18.5	39.75	54	-14.25	-	-	-	-	337	207	H
6	* 11.487	31.7	PK-U	38.3	-18.5	51.5	-	-	74	-22.5	-	-	3	114	V
	* 11.487	20.31	ADR	38.3	-18.5	40.11	54	-13.89	-	-	-	-	3	114	V
4	3.092	37.82	PK-U	32.9	-28.7	42.02	-	-	-	-	68.2	-26.18	70	169	V

* - indicates frequency in CFR47 Pt 15 Restricted Band

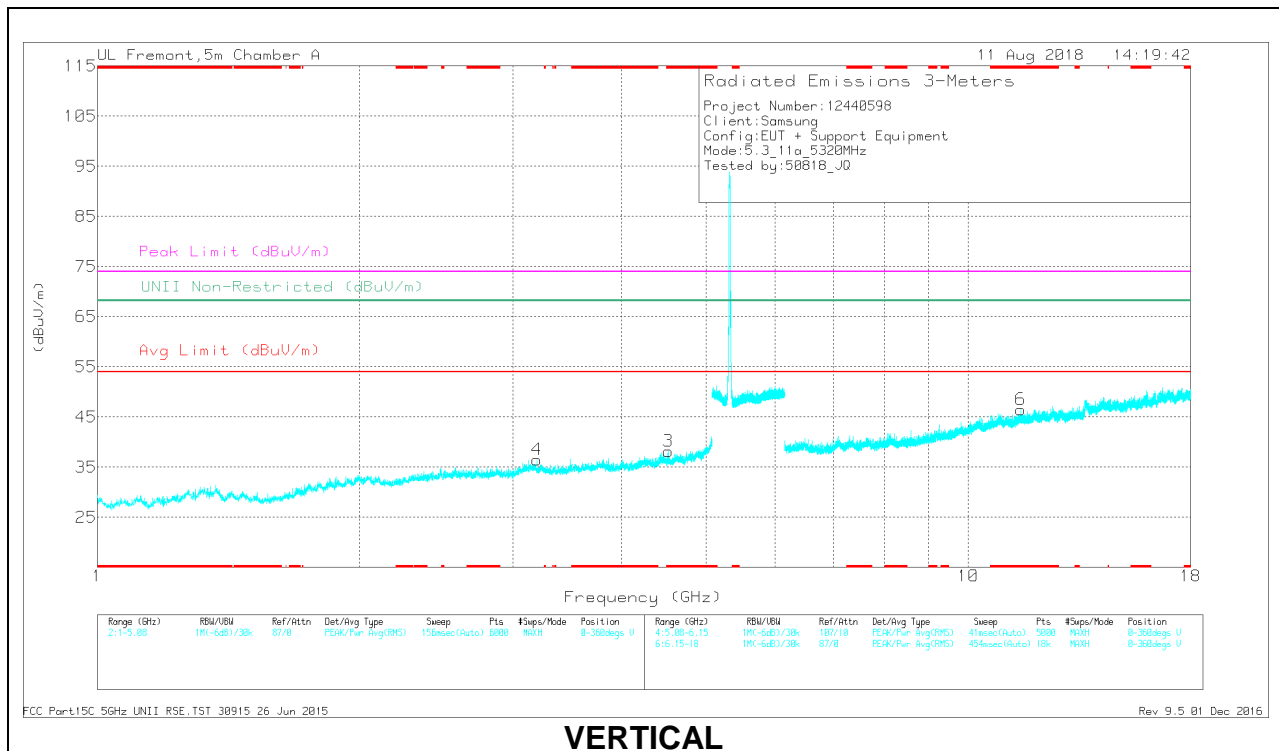
PK-U - U-NII: Maximum Peak

ADR - U-NII AD primary method, RMS average

HIGH CHANNEL RESULTS



HORIZONTAL



VERTICAL

RADIATED EMISSIONS

Marker	Frequency (GHz)	Meter Reading (dBuV)	Det	AF T345 (dB/m)	Amp/Cbl/Filtr/Pad (dB)	Corrected Reading (dBuV/m)	Avg Limit (dBuV/m)	Margin (dB)	Peak Limit (dBuV/m)	PK Margin (dB)	UNII Non-Restricted (dBuV/m)	PK Margin (dB)	Azimuth (Degs)	Height (cm)	Polarity
1	* 3.547	39.64	PK-U	33	-28.4	44.24	-	-	74	-29.76	-	-	236	101	H
	* 3.547	31.15	ADR	33	-28.4	35.75	54	-18.25	-	-	-	-	236	101	H
2	* 5.065	36.71	PK-U	34.4	-23.8	47.31	-	-	74	-26.69	-	-	17	121	H
	* 5.064	25.34	ADR	34.4	-23.8	35.94	54	-18.06	-	-	-	-	17	121	H
3	* 4.525	36.71	PK-U	33.9	-27.4	43.21	-	-	74	-30.79	-	-	58	158	V
	* 4.526	25.28	ADR	33.9	-27.4	31.78	54	-22.22	-	-	-	-	58	158	V
5	* 8.211	33.58	PK-U	35.8	-21.7	47.68	-	-	74	-26.32	-	-	210	245	H
	* 8.211	21.01	ADR	35.8	-21.7	35.11	54	-18.89	-	-	-	-	210	245	H
6	* 11.493	31.55	PK-U	38.3	-18.6	51.25	-	-	74	-22.75	-	-	200	266	V
	* 11.491	20.09	ADR	38.3	-18.5	39.89	54	-14.11	-	-	-	-	200	266	V
4	3.197	37.58	PK-U	33.1	-29.3	41.38	-	-	-	-	68.2	-26.82	126	251	V

* - indicates frequency in CFR47 Pt 15 Restricted Band

PK-U - U-NII: Maximum Peak

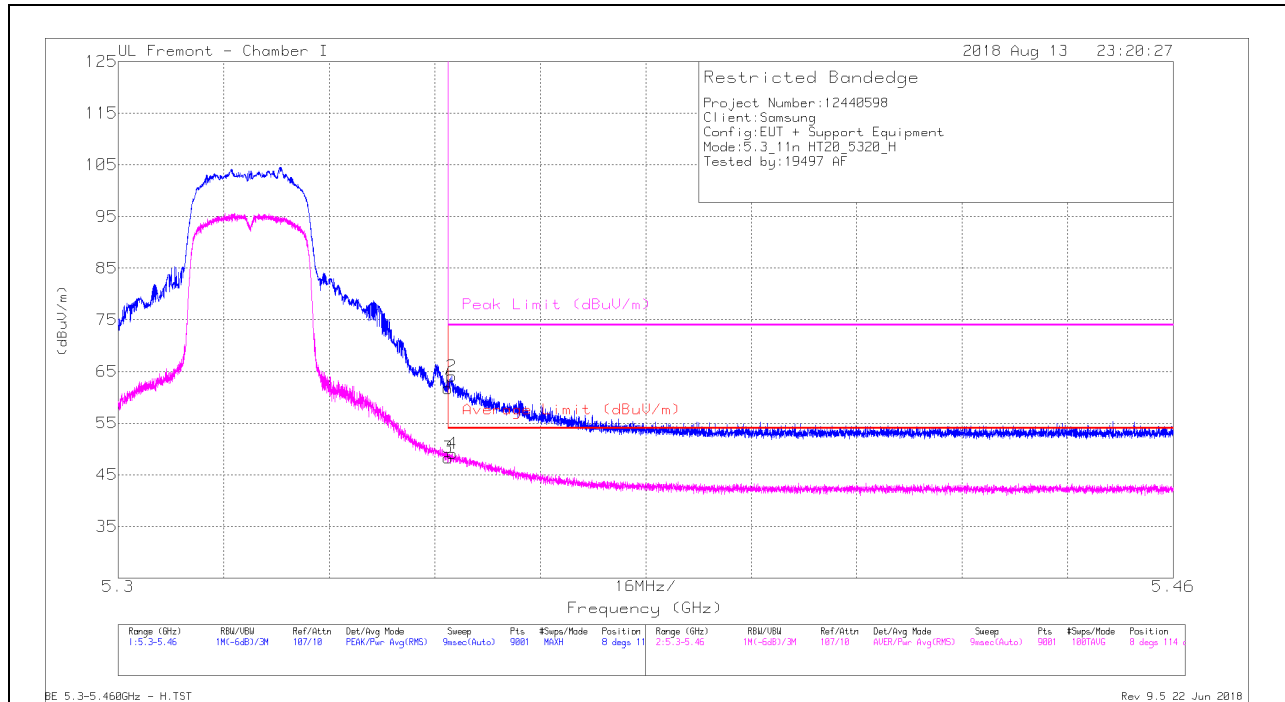
ADR - U-NII AD primary method, RMS average

10.1.6. TX ABOVE 1 GHz 802.11n HT20 MODE IN THE 5.3 GHz BAND

1TX Antenna 1 MODE

BANDEDGE (HIGH CHANNEL)

HORIZONTAL RESULT



Trace Markers

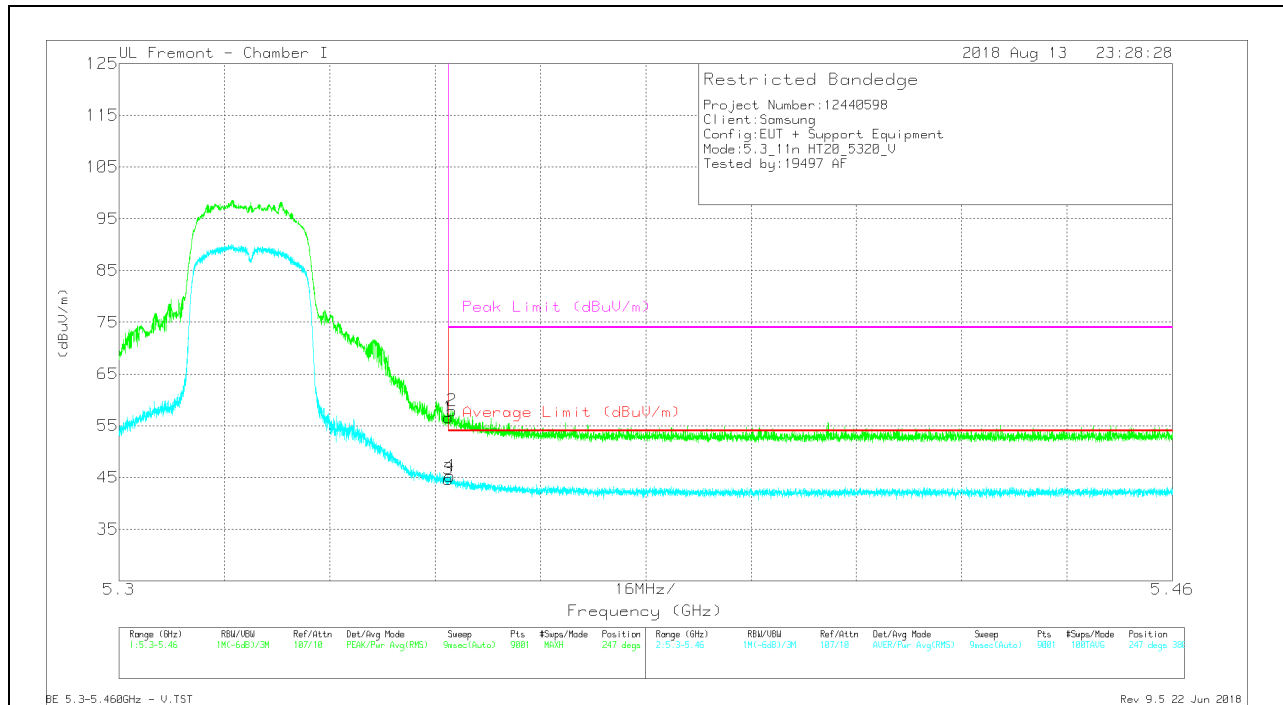
Marker	Frequency (GHz)	Meter Reading (dBuV)	Det	AF T862 (dB/m)	Amp/Cbl/Filtr/Pad (dB)	DC Corr (dB)	Corrected Reading (dBuV/m)	Average Limit (dBuV/m)	Margin (dB)	Peak Limit (dBuV/m)	PK Margin (dB)	Azimuth (Degs)	Height (cm)	Polarity
1	* 5.35	45.53	Pk	34.5	-18.3	0	61.73	-	-	74	-12.27	8	114	H
2	* 5.351	47.88	Pk	34.5	-18.3	0	64.08	-	-	74	-9.92	8	114	H
3	* 5.35	32.11	RMS	34.5	-18.3	0	48.31	54	-5.69	-	-	8	114	H
4	* 5.351	32.87	RMS	34.5	-18.3	0	49.07	54	-4.93	-	-	8	114	H

* - indicates frequency in CFR47 Pt 15 Restricted Band

Pk - Peak detector

RMS - RMS detection

VERTICAL RESULT



Trace Markers

Marker	Frequency (GHz)	Meter Reading (dBuV)	Det	AF T862 (dB/m)	Amp/Cbl/Fitr/Pad (dB)	DC Corr (dB)	Corrected Reading (dBuV/m)	Average Limit (dBuV/m)	Margin (dB)	Peak Limit (dBuV/m)	PK Margin (dB)	Azimuth (Degs)	Height (cm)	Polarity
1	* 5.35	40.38	Pk	34.5	-18.3	0	56.58	-	-	74	-17.42	247	380	V
2	* 5.351	41.72	Pk	34.5	-18.3	0	57.92	-	-	74	-16.08	247	380	V
3	* 5.35	28.47	RMS	34.5	-18.3	0	44.67	54	-9.33	-	-	247	380	V
4	* 5.35	29.07	RMS	34.5	-18.3	0	45.27	54	-8.73	-	-	247	380	V

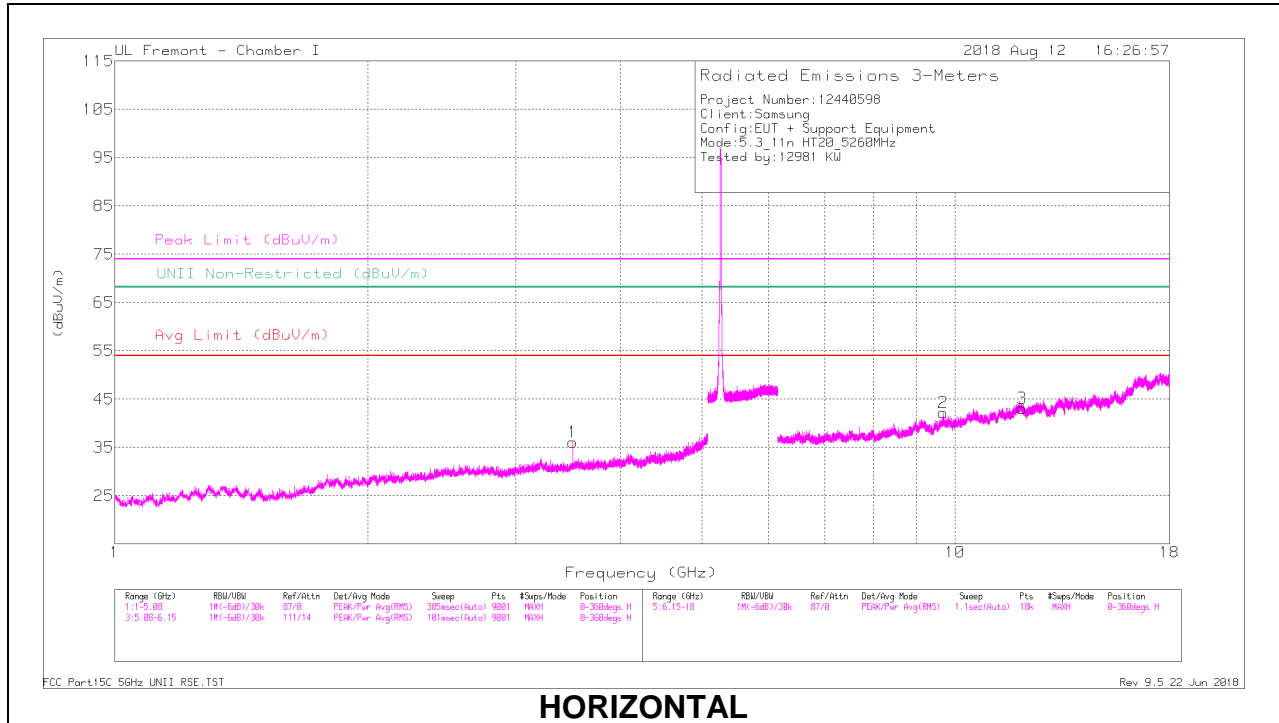
* - indicates frequency in CFR47 Pt 15 Restricted Band

Pk - Peak detector

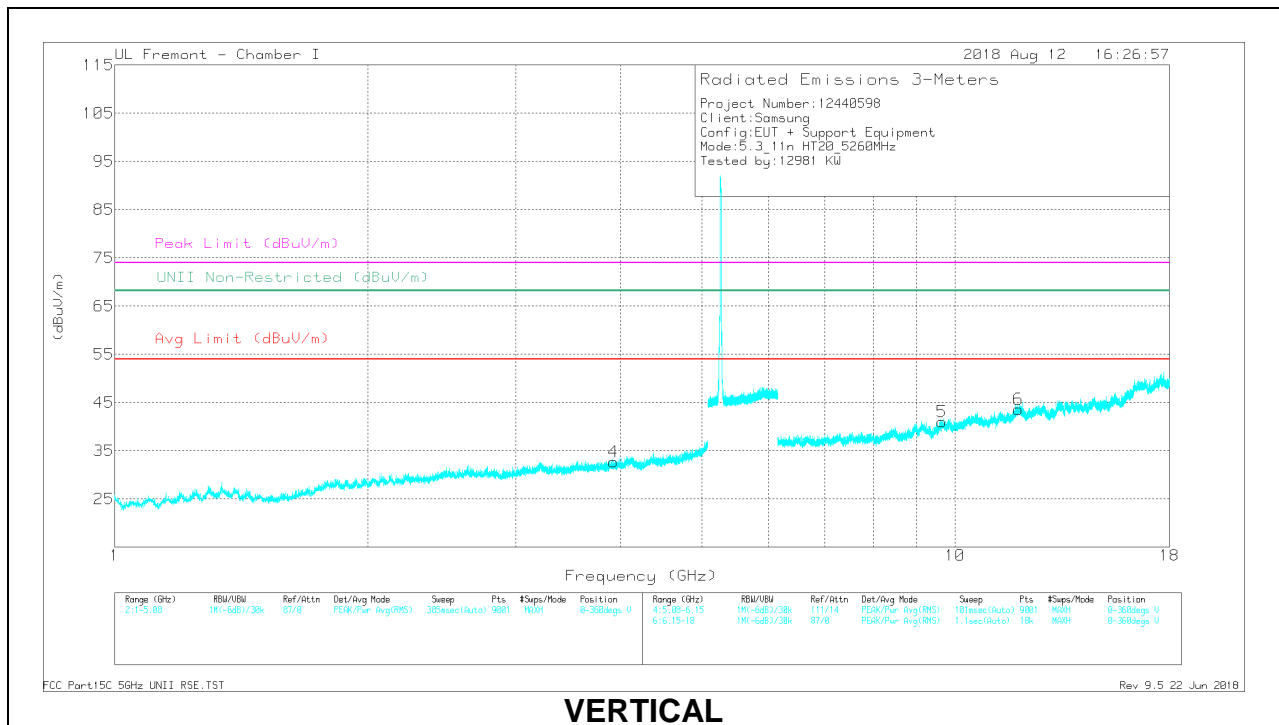
RMS - RMS detection

HARMONICS AND SPURIOUS EMISSIONS

LOW CHANNEL RESULTS



HORIZONTAL



VERTICAL

RADIATED EMISSIONS

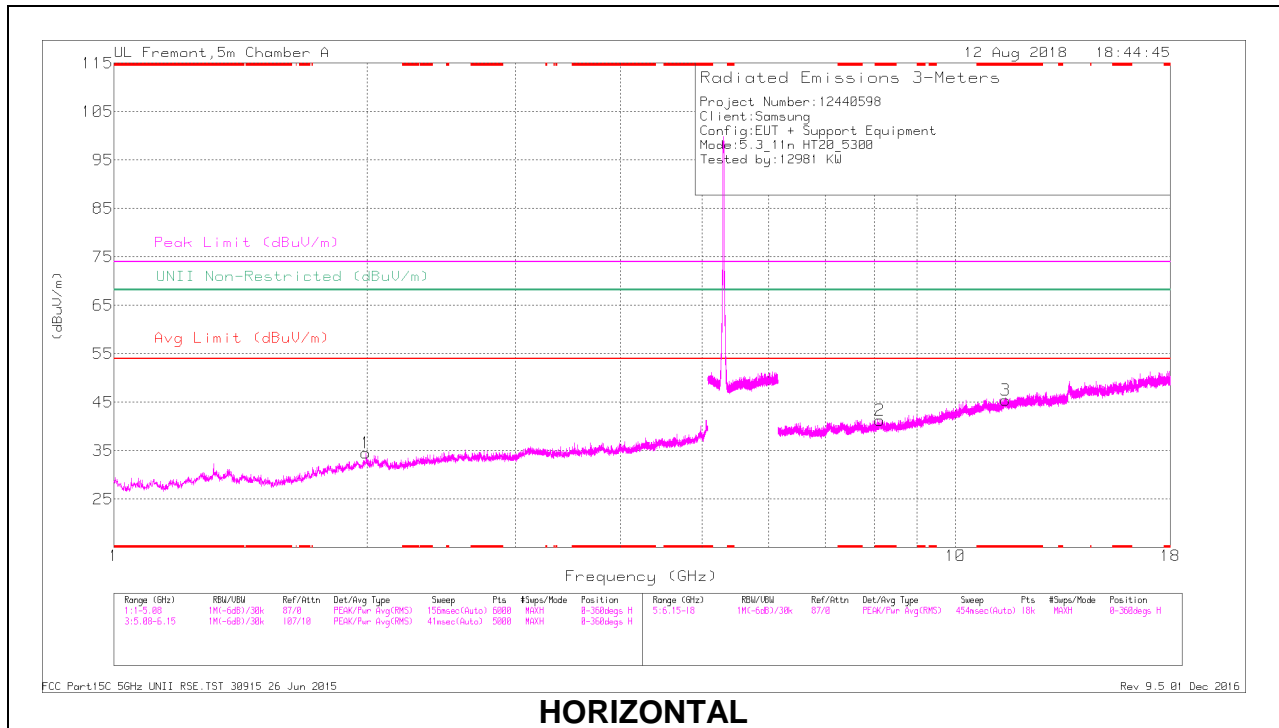
Marker	Frequency (GHz)	Meter Reading (dBuV)	Det	AF T862 (dB/m)	Amp/Cbl/Filtr/Pad (dB)	Corrected Reading (dBuV/m)	Avg Limit (dBuV/m)	Margin (dB)	Peak Limit (dBuV/m)	PK Margin (dB)	UNII Non-Restricted (dBuV/m)	PK Margin (dB)	Azimuth (Degs)	Height (cm)	Polarity
1	* 3.507	36.52	PK-U	32.9	-30.1	39.32	-	-	74	-34.68	-	-	120	185	H
	* 3.507	29.84	ADR	32.9	-30.1	32.64	54	-21.36	-	-	-	-	120	185	H
4	* 3.924	35.54	PK-U	33.2	-28.8	39.94	-	-	74	-34.06	-	-	259	183	V
	* 3.924	25.89	ADR	33.2	-28.8	30.29	54	-23.71	-	-	-	-	259	183	V
2	9.685	27.1	PK-U	36.8	-17.3	46.6	-	-	-	-	68.2	-21.6	214	162	H
3	* 12.022	27.32	PK-U	38.9	-16.4	49.82	-	-	74	-24.18	-	-	190	193	H
	* 12.022	19.03	ADR	38.9	-16.4	41.53	54	-12.47	-	-	-	-	190	193	H
5	9.651	27.6	PK-U	36.8	-17	47.4	-	-	-	-	68.2	-20.8	294	141	V
6	* 11.901	27.86	PK-U	38.7	-16.6	49.96	-	-	74	-24.04	-	-	112	155	V
	* 11.901	19.56	ADR	38.7	-16.6	41.66	54	-12.34	-	-	-	-	112	155	V

* - indicates frequency in CFR47 Pt 15 Restricted Band

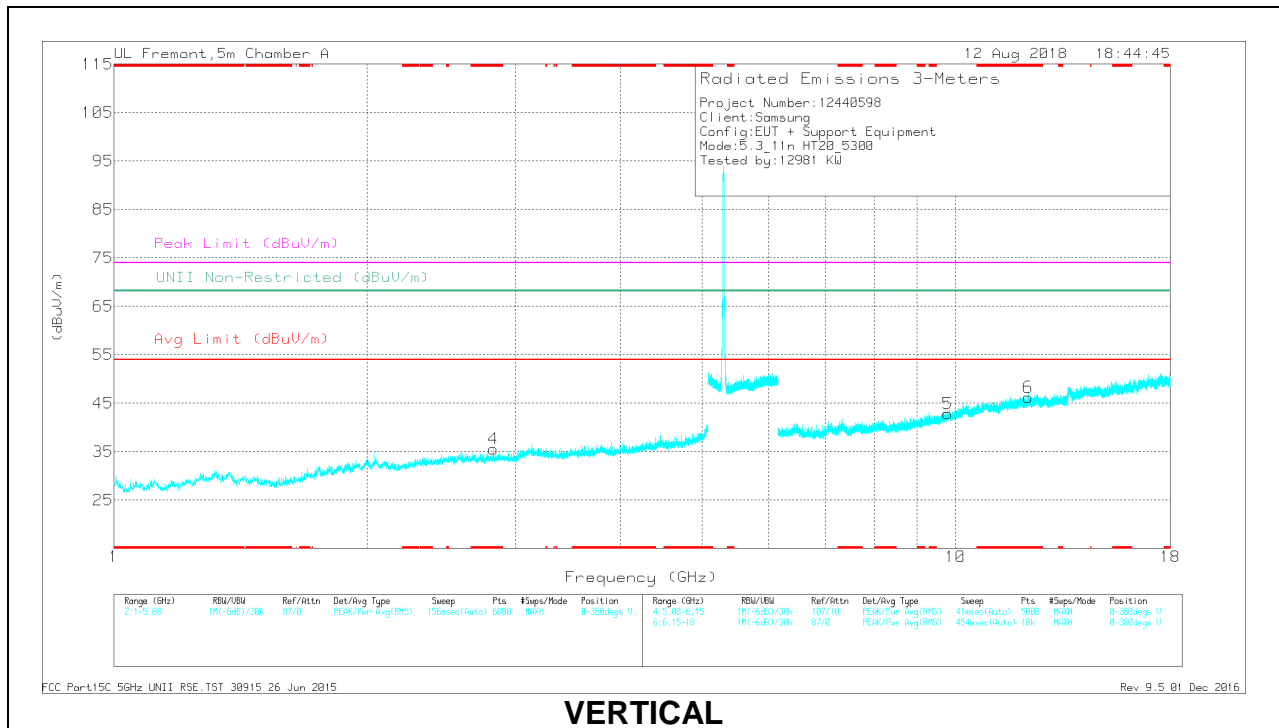
PK-U - U-NII: Maximum Peak

ADR - U-NII AD primary method, RMS average

MID CHANNEL RESULTS



HORIZONTAL



VERTICAL

RADIATED EMISSIONS

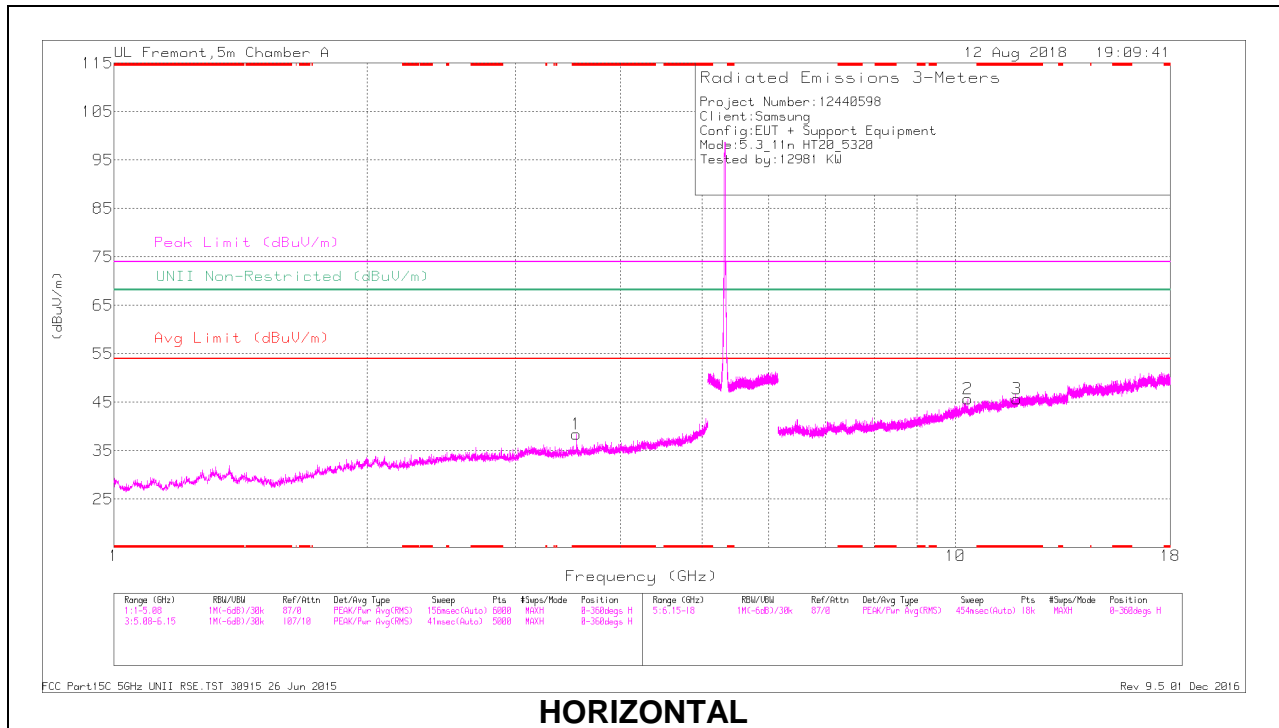
Marker	Frequency (GHz)	Meter Reading (dBuV)	Det	AF T345 (dB/m)	Amp/Cbl/Filtr/Pad (dB)	Corrected Reading (dBuV/m)	Avg Limit (dBuV/m)	Margin (dB)	Peak Limit (dBuV/m)	PK Margin (dB)	UNII Non-Restricted (dBuV/m)	PK Margin (dB)	Azimuth (Degs)	Height (cm)	Polarity
4	* 2.827	38.26	PK-U	32.2	-29.5	40.96	-	-	74	-33.04	-	-	246	137	V
	* 2.825	26.94	ADR	32.2	-29.5	29.64	54	-24.36	-	-	-	-	246	137	V
2	* 8.13	33.8	PK-U	35.8	-22	47.6	-	-	74	-26.4	-	-	213	158	H
	* 8.131	22.73	ADR	35.8	-22	36.53	54	-17.47	-	-	-	-	213	158	H
3	* 11.474	31.22	PK-U	38.3	-18.4	51.12	-	-	74	-22.88	-	-	156	121	H
	* 11.474	21.07	ADR	38.3	-18.4	40.97	54	-13.03	-	-	-	-	156	121	H
6	* 12.203	31.45	PK-U	39	-18.3	52.15	-	-	74	-21.85	-	-	188	235	V
	* 12.205	20.65	ADR	39	-18.3	41.35	54	-12.65	-	-	-	-	188	235	V
1	1.993	40.08	PK-U	31.4	-30.6	40.88	-	-	-	-	68.2	-27.32	164	158	H
5	9.794	33.34	PK-U	37	-20.2	50.14	-	-	-	-	68.2	-18.06	196	127	V

* - indicates frequency in CFR47 Pt 15 Restricted Band

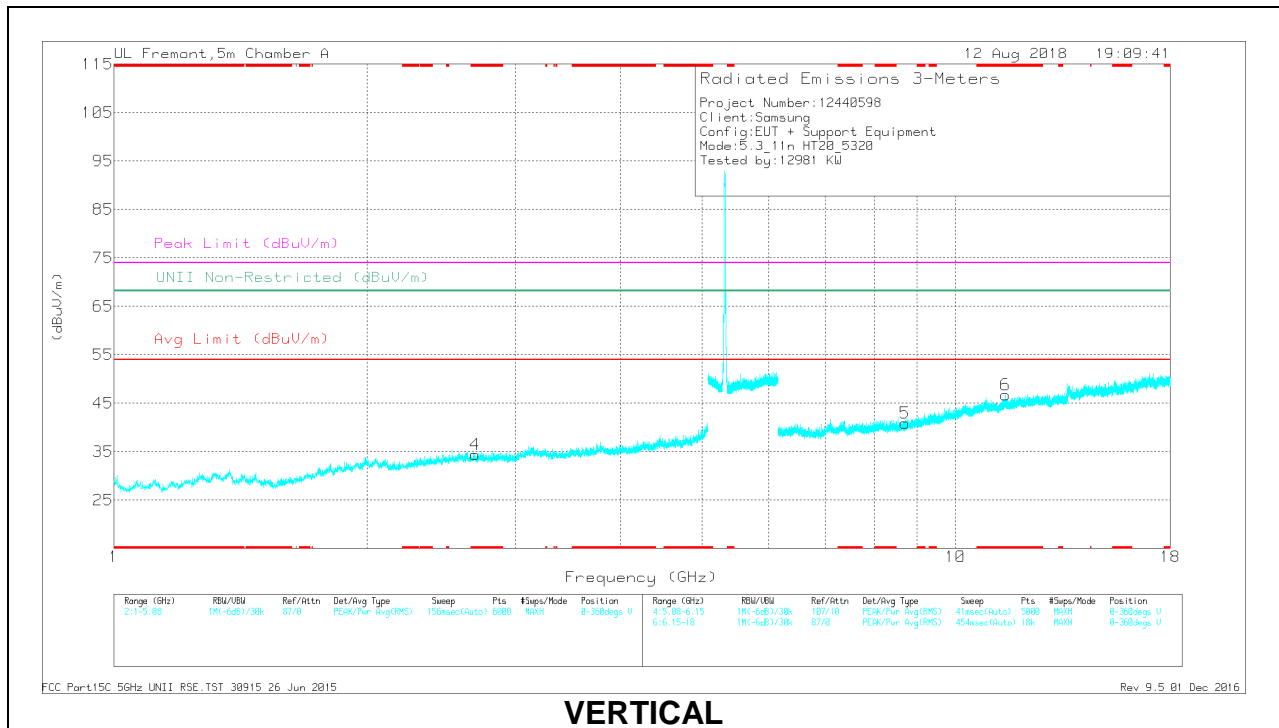
PK-U - U-NII: Maximum Peak

ADR - U-NII AD primary method, RMS average

HIGH CHANNEL RESULTS



HORIZONTAL



VERTICAL

RADIATED EMISSIONS

Marker	Frequency (GHz)	Meter Reading (dBuV)	Det	AF T345 (dB/m)	Amp/Cbl/Filtr/Pad (dB)	Corrected Reading (dBuV/m)	Avg Limit (dBuV/m)	Margin (dB)	Peak Limit (dBuV/m)	PK Margin (dB)	UNII Non-Restricted (dBuV/m)	PK Margin (dB)	Azimuth (Degs)	Height (cm)	Polarity
1	* 3.547	38.29	PK-U	33	-28.4	42.89	-	-	74	-31.11	-	-	315	139	H
	* 3.547	28.49	ADR	33	-28.4	33.09	54	-20.91	-	-	-	-	315	139	H
4	* 2.687	39.17	PK-U	32.5	-30.1	41.57	-	-	74	-32.43	-	-	245	165	V
	* 2.685	27.03	ADR	32.5	-30.1	29.43	54	-24.57	-	-	-	-	245	165	V
3	* 11.832	32.11	PK-U	38.8	-18.9	52.01	-	-	74	-21.99	-	-	174	178	H
	* 11.833	21.05	ADR	38.8	-18.9	40.95	54	-13.05	-	-	-	-	174	178	H
6	* 11.467	32.38	PK-U	38.3	-18.4	52.28	-	-	74	-21.72	-	-	174	200	V
	* 11.47	21.12	ADR	38.3	-18.4	41.02	54	-12.98	-	-	-	-	174	200	V
5	8.708	33.69	PK-U	36	-21.8	47.89	-	-	-	-	68.2	-20.31	202	168	V
2	10.349	32.17	PK-U	37.5	-19.3	50.37	-	-	-	-	68.2	-17.83	232	239	H

* - indicates frequency in CFR47 Pt 15 Restricted Band

PK-U - U-NII: Maximum Peak

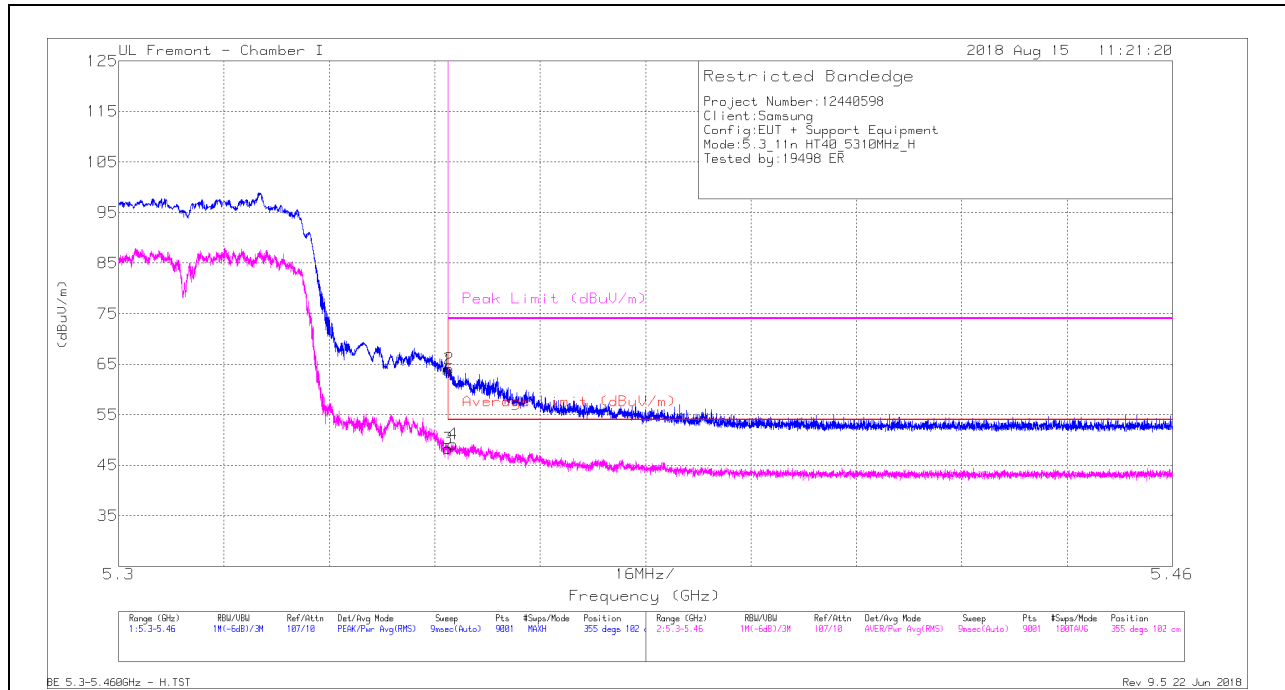
ADR - U-NII AD primary method, RMS average

10.1.7. TX ABOVE 1 GHz 802.11n HT40 MODE IN THE 5.3 GHz BAND

1TX Antenna 1 MODE

BANDEDGE (HIGH CHANNEL)

HORIZONTAL RESULT



Trace Markers

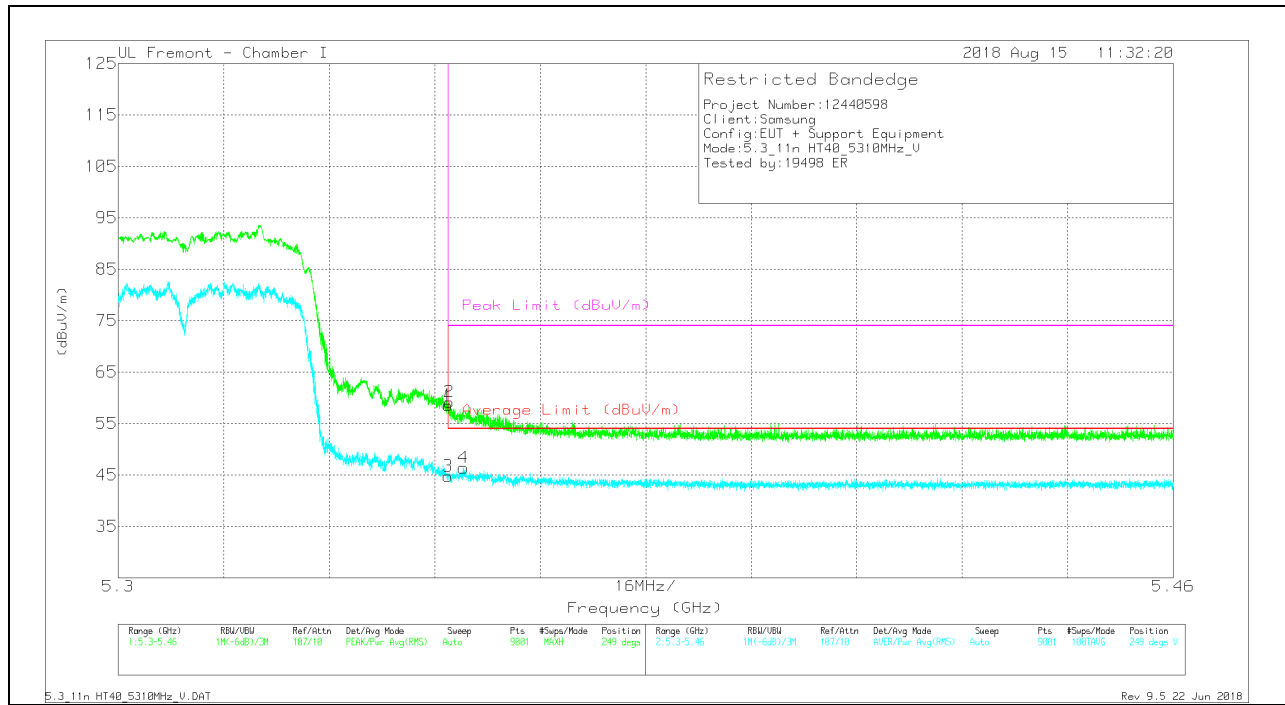
Marker	Frequency (GHz)	Meter Reading (dBuV)	Det	AFT862 (dB/m)	Amp/Cbl/Fitr/Pad (dB)	DC Corr (dB)	Corrected Reading (dBuV/m)	Average Limit (dBuV/m)	Margin (dB)	Peak Limit (dBuV/m)	PK Margin (dB)	Azimuth (Degs)	Height (cm)	Polarity
1	* 5.35	47.59	Pk	34.5	-18.3	0	63.79	-	-	74	-10.21	355	102	H
2	* 5.35	47.86	Pk	34.5	-18.3	0	64.06	-	-	74	-9.94	355	102	H
3	* 5.35	30.98	RMS	34.5	-18.3	.17	47.35	54	-6.65	-	-	355	102	H
4	* 5.351	31.9	RMS	34.5	-18.3	.17	48.27	54	-5.73	-	-	355	102	H

* - indicates frequency in CFR47 Pt 15 Restricted Band

Pk - Peak detector

RMS - RMS detection

VERTICAL RESULT



Trace Markers

Marker	Frequency (GHz)	Meter Reading (dBuV)	Det	AFT862 (dB/m)	Amp/Cbi/Fitr/Pad (dB)	DC Corr (dB)	Corrected Reading (dBuV/m)	Average Limit (dBuV/m)	Margin (dB)	Peak Limit (dBuV/m)	PK Margin (dB)	Azimuth (Degs)	Height (cm)	Polarity
1	* 5.35	42.35	Pk	34.5	-18.3	0	58.55	-	-	74	-15.45	249	323	V
2	* 5.35	43.01	Pk	34.5	-18.3	0	59.21	-	-	74	-14.79	249	323	V
3	* 5.35	27.48	RMS	34.5	-18.3	.17	43.85	54	-10.15	-	-	249	323	V
4	* 5.352	29.14	RMS	34.5	-18.3	.17	45.51	54	-8.49	-	-	249	323	V

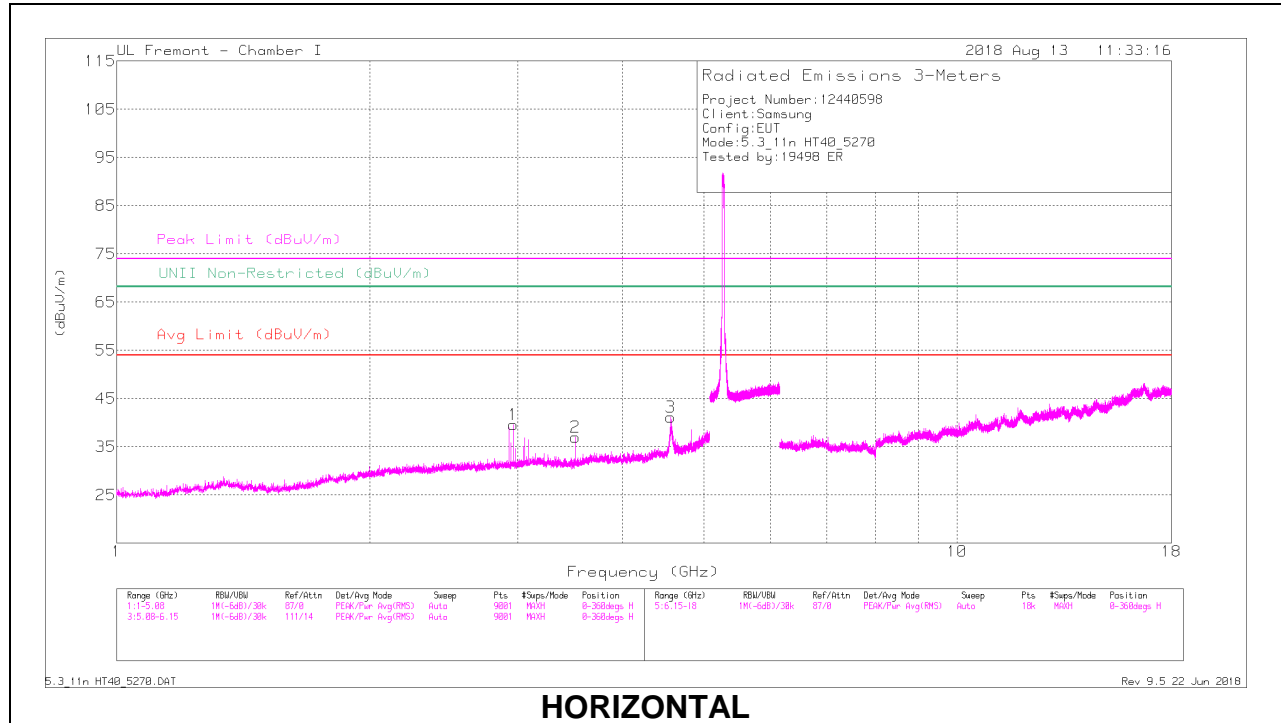
* - indicates frequency in CFR47 Pt 15 Restricted Band

Pk - Peak detector

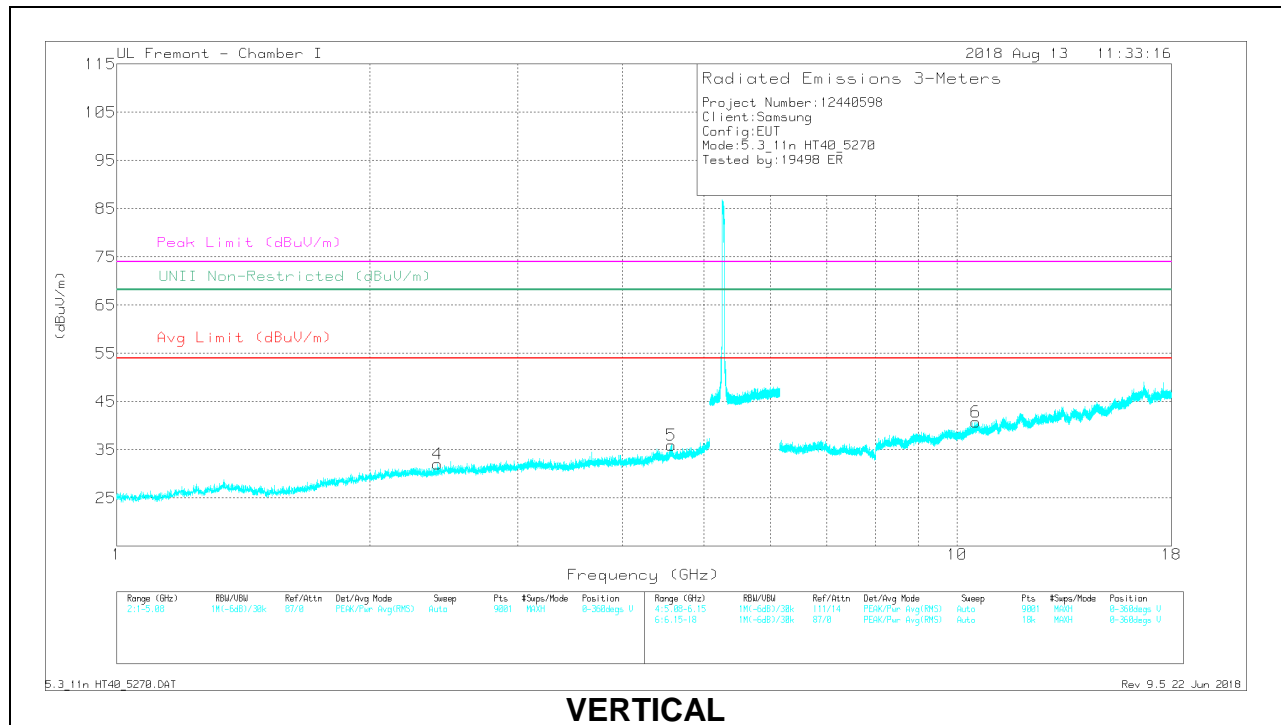
RMS - RMS detection

HARMONICS AND SPURIOUS EMISSIONS

LOW CHANNEL RESULTS



HORIZONTAL



VERTICAL

RADIATED EMISSIONS

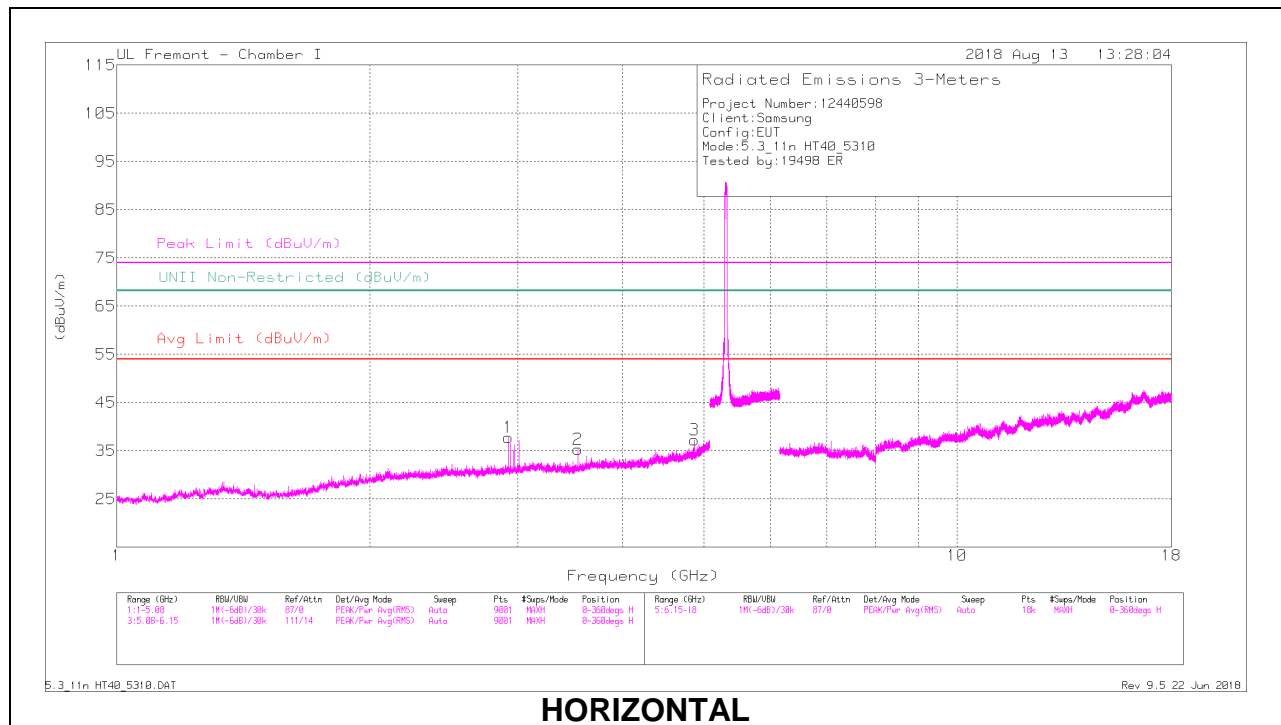
Marker	Frequency (GHz)	Meter Reading (dBuV)	Det	AF T344 (dB/m)	Amp/Cbl/Fitr/Pad (dB)	DC Corr (dB)	Corrected Reading (dBuV/m)	Avg Limit (dBuV/m)	Margin (dB)	Peak Limit (dBuV/m)	PK Margin (dB)	UNII Non-Restricted (dBuV/m)	PK Margin (dB)	Azimuth (Degs)	Height (cm)	Polarity
1	2.965	41.29	PK-U	32.7	-34	0	39.99	-	-	-	-	68.2	-28.21	100	137	H
2	* 4.561	35.94	PK-U	34.1	-30.6	0	39.44	-	-	74	-34.56	-	-	315	187	H
	* 4.56	28.28	ADR	34.1	-30.6	.17	31.95	54	-22.05	-	-	-	-	315	187	H
3	* 3.514	41.12	PK-U	32.7	-32.7	0	41.12	-	-	74	-32.88	-	-	266	138	H
	* 3.513	34.71	ADR	32.7	-32.7	.17	34.88	54	-19.12	-	-	-	-	266	138	H
4	2.41	40.51	PK-U	32	-35	0	37.51	-	-	-	-	68.2	-30.69	47	153	V
5	* 4.569	47.41	PK-U	34.1	-30.7	0	50.81	-	-	74	-23.19	-	-	314	128	V
	* 4.569	30.51	ADR	34.1	-30.7	.17	34.08	54	-19.92	-	-	-	-	314	128	V
6	10.542	32.33	PK-U	37.7	-22.5	0	47.53	-	-	-	-	68.2	-20.67	84	111	V

* - indicates frequency in CFR47 Pt 15 Restricted Band

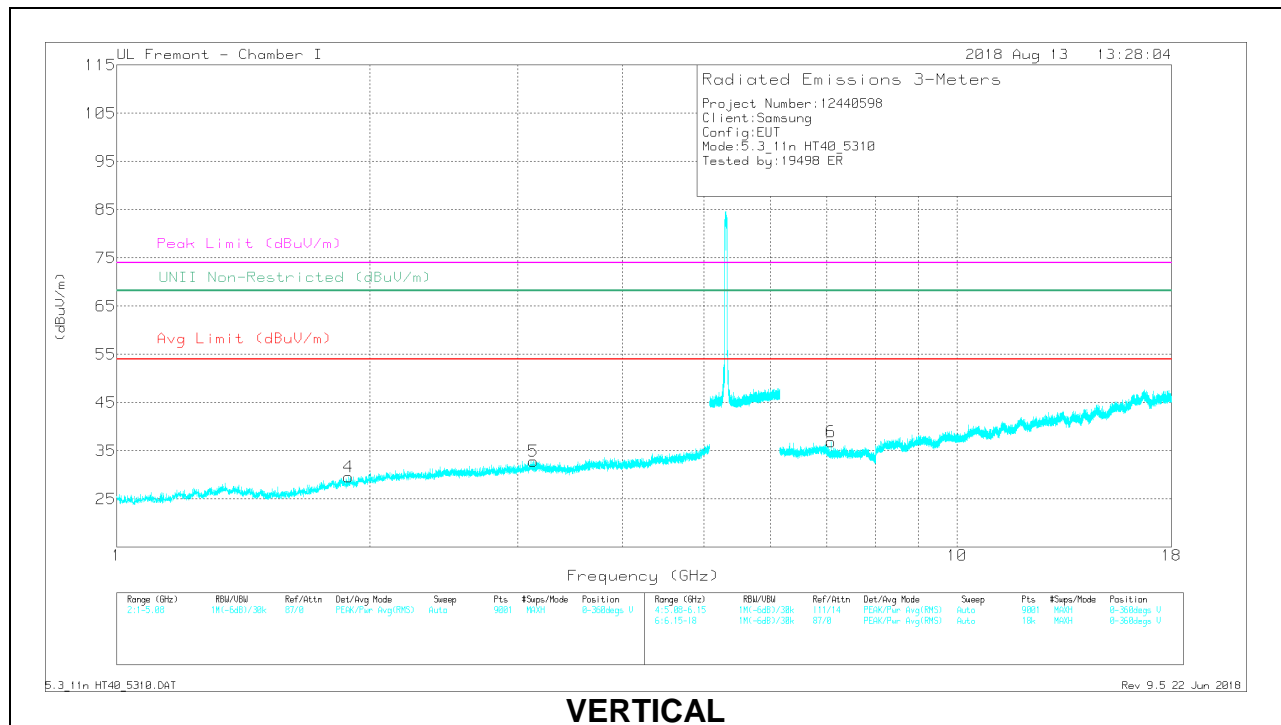
PK-U - U-NII: Maximum Peak

ADR - U-NII AD primary method, RMS average

HIGH CHANNEL RESULTS



HORIZONTAL



VERTICAL

RADIATED EMISSIONS

Marker	Frequency (GHz)	Meter Reading (dBuV)	Det	AF T344 (dB/m)	Amp/Cbl/Ftr/Pad (dB)	DC Corr (dB)	Corrected Reading (dBuV/m)	Avg Limit (dBuV/m)	Margin (dB)	Peak Limit (dBuV/m)	PK Margin (dB)	UNII Non-Restricted (dBuV/m)	PK Margin (dB)	Azimuth (Degs)	Height (cm)	Polarity
1	2.926	39.25	PK-U	32.5	-33.9	0	37.85	-	-	-	-	68.2	-30.35	239	143	H
2	* 3.54	39.71	PK-U	32.8	-32.5	0	40.01	-	-	74	-33.99	-	-	176	167	H
	* 3.54	33.09	ADR	32.8	-32.5	.17	33.56	54	-20.44	-	-	-	-	176	167	H
3	* 4.867	39.66	PK-U	34.1	-29.9	0	43.86	-	-	74	-30.14	-	-	48	112	H
	* 4.868	30.48	ADR	34.1	-29.9	.17	34.85	54	-19.15	-	-	-	-	48	112	H
4	1.887	40.05	PK-U	30.4	-35.2	0	35.25	-	-	-	-	68.2	-32.95	290	170	V
5	3.134	39.12	PK-U	32.9	-33.7	0	38.32	-	-	-	-	68.2	-29.88	134	222	V
	7.078	33.61	PK-U	35.6	-27	0	42.21	-	-	-	-	68.2	-25.99	47	169	V

* - indicates frequency in CFR47 Pt 15 Restricted Band

PK-U - U-NII: Maximum Peak

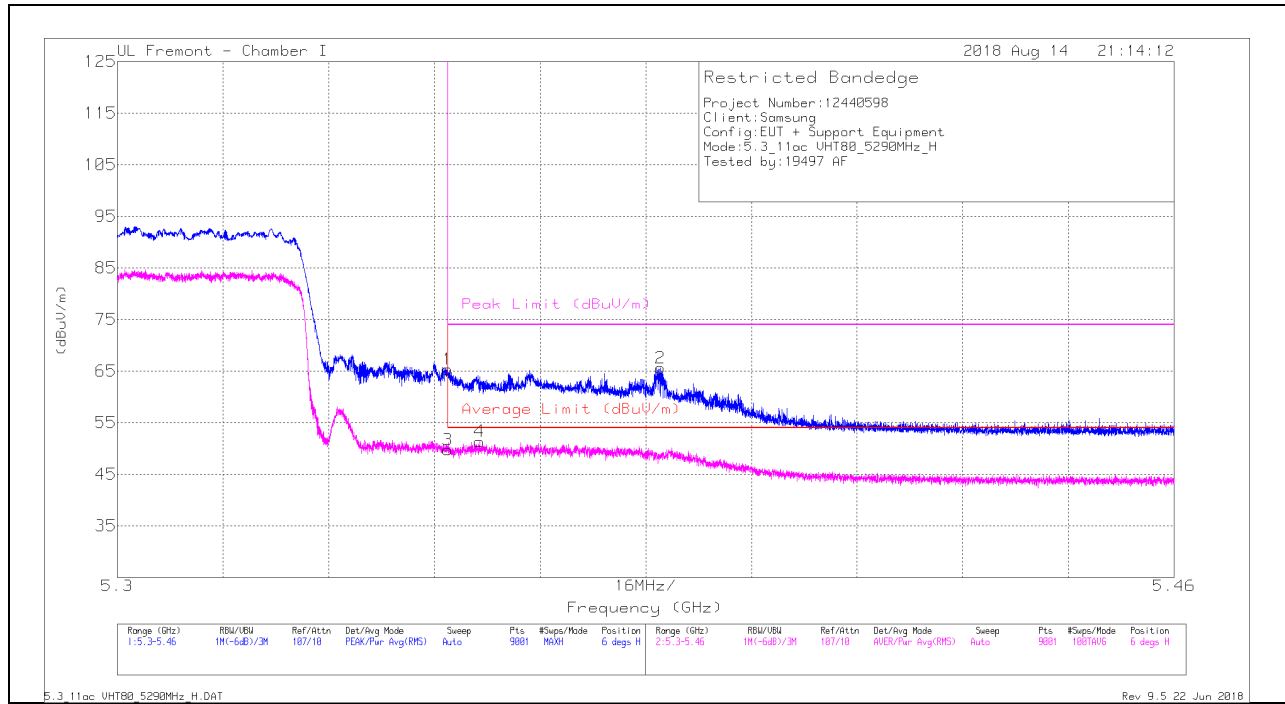
ADR - U-NII AD primary method, RMS average

10.1.8. TX ABOVE 1 GHz 802.11ac VHT80 MODE IN THE 5.3 GHz BAND

1TX Antenna 1 MODE

BANDEGE (MID CHANNEL)

HORIZONTAL RESULT



Trace Markers

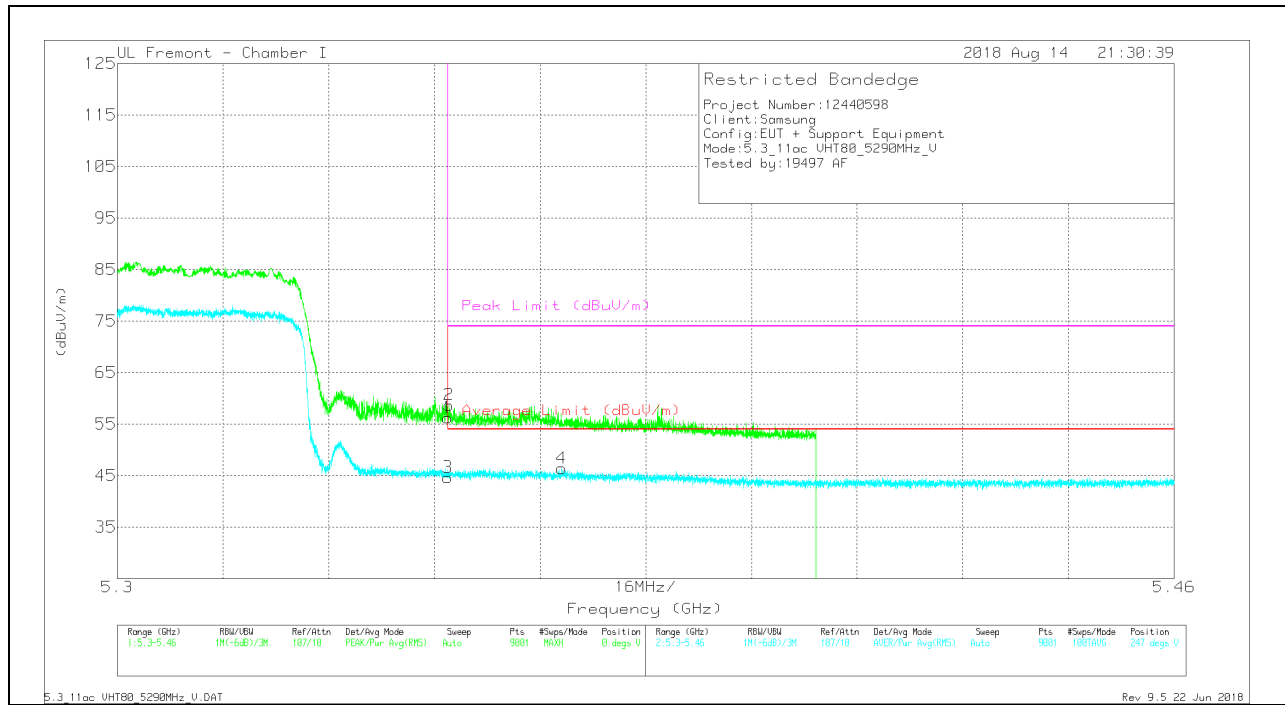
Marker	Frequency (GHz)	Meter Reading (dBuV)	Det	AF T862 (dB/m)	Amp/Cbi/Filtr/Pad (dB)	DC Corr (dB)	Corrected Reading (dBuV/m)	Average Limit (dBuV/m)	Margin (dB)	Peak Limit (dBuV/m)	PK Margin (dB)	Azimuth (Degs)	Height (cm)	Polarity
1	* 5.35	49.15	Pk	34.5	-18.3	0	65.35	-	-	74	-8.65	6	131	H
2	* 5.382	49.2	Pk	34.5	-18.1	0	65.6	-	-	74	-8.4	6	131	H
3	* 5.35	32.13	RMS	34.5	-18.3	.33	48.66	54	-5.34	-	-	6	131	H
4	* 5.355	33.84	RMS	34.4	-18.3	.33	50.27	54	-3.73	-	-	6	131	H

* - indicates frequency in CFR47 Pt 15 Restricted Band

Pk - Peak detector

RMS - RMS detection

VERTICAL RESULT



Trace Markers

Marker	Frequency (GHz)	Meter Reading (dBuV)	Det	AFT862 (dB/m)	Amp/Cbi/Fitr/Pad (dB)	DC Corr (dB)	Corrected Reading (dBuV/m)	Average Limit (dBuV/m)	Margin (dB)	Peak Limit (dBuV/m)	PK Margin (dB)	Azimuth (Degs)	Height (cm)	Polarity
1	* 5.35	40.04	Pk	34.5	-18.3	0	56.24	-	-	74	-17.76	247	104	V
2	* 5.35	42.51	Pk	34.5	-18.3	0	58.71	-	-	74	-15.29	247	104	V
3	* 5.35	27.04	RMS	34.5	-18.3	.33	43.57	54	-10.43	-	-	247	104	V
4	* 5.367	28.61	RMS	34.5	-18.1	.33	45.34	54	-8.66	-	-	247	104	V

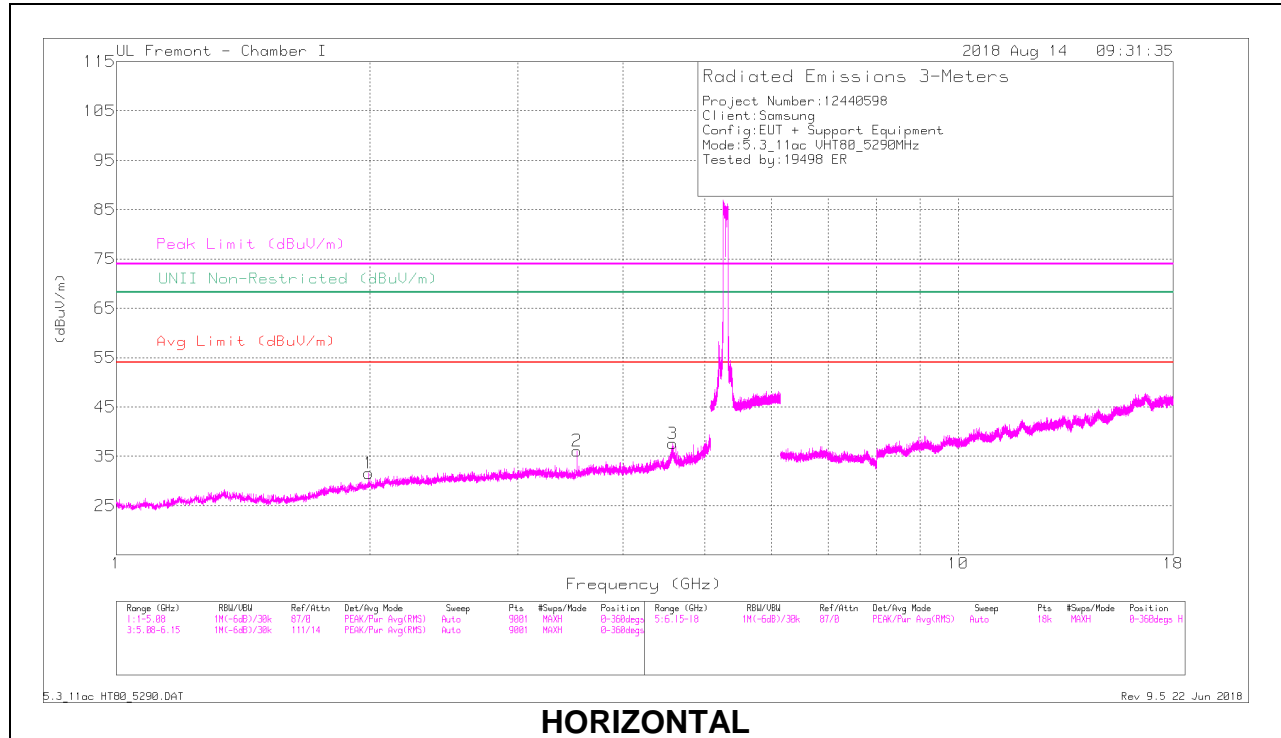
* - indicates frequency in CFR47 Pt 15 Restricted Band

Pk - Peak detector

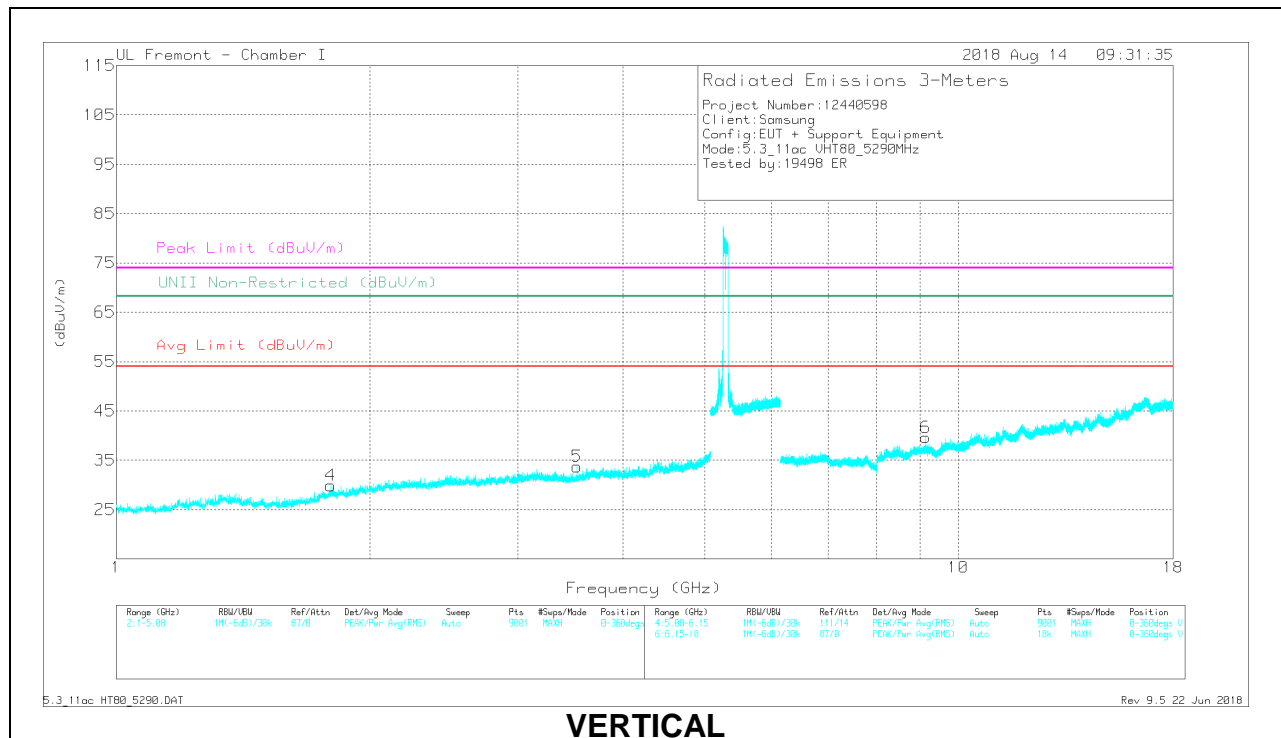
RMS - RMS detection

HARMONICS AND SPURIOUS EMISSIONS

MID CHANNEL RESULTS



HORIZONTAL



VERTICAL

RADIATED EMISSIONS

Marker	Frequency (GHz)	Meter Reading (dBuV)	Det	AF T344 (dB/m)	Amp/Cbl/Fitr/Pad (dB)	DC Corr (dB)	Corrected Reading (dBuV/m)	Avg Limit (dBuV/m)	Margin (dB)	Peak Limit (dBuV/m)	PK Margin (dB)	UNII Non-Restricted (dBuV/m)	PK Margin (dB)	Azimuth (Degs)	Height (cm)	Polarity
1	1.993	42.31	PK-U	31	-35.2	0	38.11	-	-	-	-	68.2	-30.09	176	182	H
2	* 3.527	41.94	PK-U	32.8	-32.6	0	42.14	-	-	74	-31.86	-	-	272	114	H
	* 3.527	34.86	ADR	32.8	-32.6	.33	35.39	54	-18.61	-	-	-	-	272	114	H
3	* 4.577	37.18	PK-U	34.1	-30.7	0	40.58	-	-	74	-33.42	-	-	296	157	H
	* 4.579	28.23	ADR	34.1	-30.7	.33	31.96	54	-22.04	-	-	-	-	296	157	H
4	1.798	43.56	PK-U	30.1	-35.1	0	38.56	-	-	-	-	68.2	-29.64	233	234	V
5	* 3.527	40.36	PK-U	32.8	-32.6	0	40.56	-	-	74	-33.44	-	-	313	103	V
	* 3.527	31.43	ADR	32.8	-32.6	.33	31.96	54	-22.04	-	-	-	-	313	103	V
6	* 9.152	31.31	PK-U	36.2	-24.2	0	43.31	-	-	74	-30.69	-	-	134	133	V
	* 9.153	23.25	ADR	36.2	-24.2	.33	35.58	54	-18.42	-	-	-	-	134	133	V

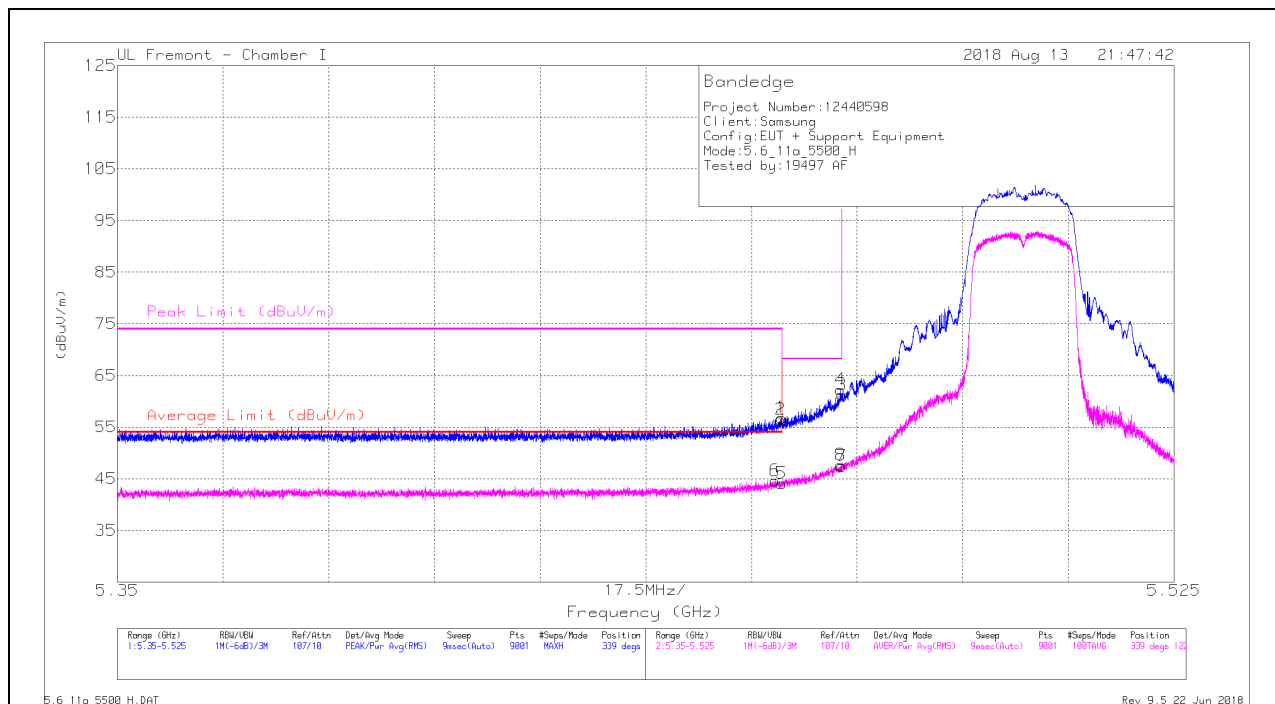
* - indicates frequency in CFR47 Pt 15 Restricted Band
 PK-U - U-NII: Maximum Peak
 ADR - U-NII AD primary method, RMS average

10.1.9. TX ABOVE 1 GHz 802.11a MODE IN THE 5.6 GHz BAND

1TX Antenna 1 MODE

BANDEDGE (LOW CHANNEL)

HORIZONTAL RESULT



Trace Markers

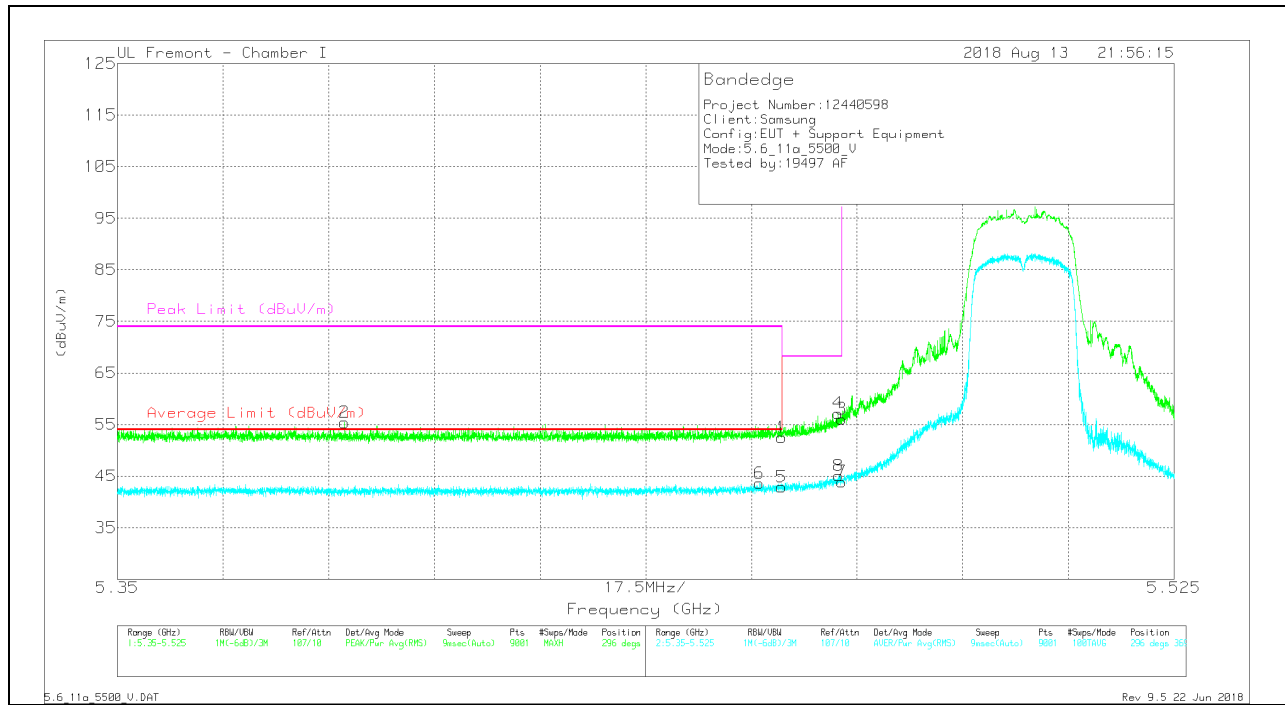
Marker	Frequency (GHz)	Meter Reading (dBuV)	Det	AF T862 (dB/m)	Amp/Cbl/Filtr/Pad (dB)	DC Corr (dB)	Corrected Reading (dBuV/m)	Average Limit (dBuV/m)	Margin (dB)	Peak Limit (dBuV/m)	PK Margin (dB)	Azimuth (Degs)	Height (cm)	Polarity
1	* 5.46	40.13	Pk	34.6	-17.9	0	56.83	-	-	74	-17.17	339	122	H
2	* 5.46	39.82	Pk	34.6	-17.9	0	56.52	-	-	74	-17.48	339	122	H
3	5.47	44.59	Pk	34.6	-17.9	0	61.29	-	-	68.2	-6.91	339	122	H
4	5.47	45.68	Pk	34.6	-18	0	62.28	-	-	68.2	-5.92	339	122	H
5	* 5.46	27.42	RMS	34.6	-17.9	0	44.12	54	-9.88	-	-	339	122	H
6	* 5.459	27.93	RMS	34.6	-17.9	0	44.63	54	-9.37	-	-	339	122	H
7	5.47	30.78	RMS	34.6	-17.9	0	47.48	-	-	-	-	339	122	H
8	5.47	31.05	RMS	34.6	-18	0	47.65	-	-	-	-	339	122	H

* - indicates frequency in CFR47 Pt 15 Restricted Band

Pk - Peak detector

RMS - RMS detection

VERTICAL RESULT



Trace Markers

Marker	Frequency (GHz)	Meter Reading (dBuV)	Det	AFT862 (dB/m)	Amp/Cbi/Fitr/Pad (dB)	DC Corr (dB)	Corrected Reading (dBuV/m)	Average Limit (dBuV/m)	Margin (dB)	Peak Limit (dBuV/m)	PK Margin (dB)	Azimuth (Degs)	Height (cm)	Polarity
1	* 5.46	35.81	Pk	34.6	-17.9	0	52.51	-	-	74	-21.49	296	369	V
2	* 5.388	38.99	Pk	34.4	-18	0	55.39	-	-	74	-18.61	296	369	V
3	5.47	39.38	Pk	34.6	-17.9	0	56.08	-	-	68.2	-12.12	296	369	V
4	5.469	40.6	Pk	34.6	-18	0	57.2	-	-	68.2	-11	296	369	V
5	* 5.46	26.19	RMS	34.6	-17.9	0	42.89	54	-11.11	-	-	296	369	V
6	* 5.456	26.92	RMS	34.6	-17.9	0	43.62	54	-10.38	-	-	296	369	V
7	5.47	27.2	RMS	34.6	-17.9	0	43.9	-	-	-	-	296	369	V
8	5.469	28.45	RMS	34.6	-18	0	45.05	-	-	-	-	296	369	V

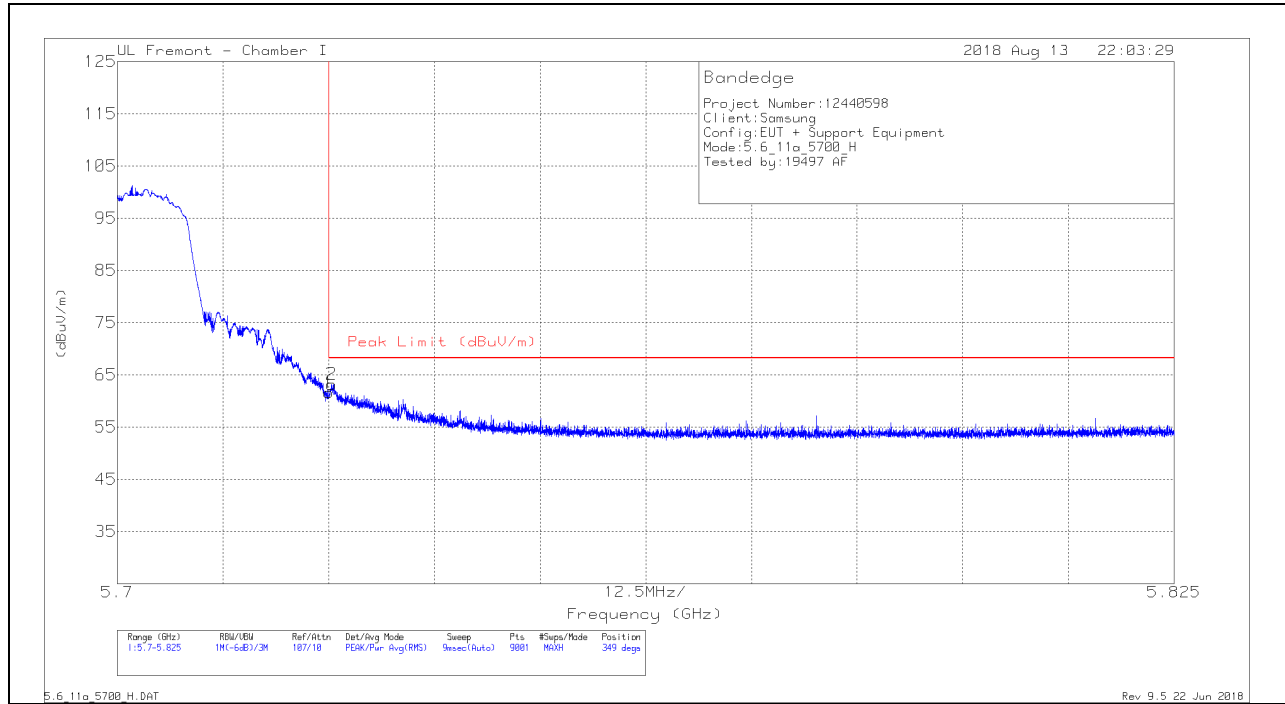
* - indicates frequency in CFR47 Pt 15 Restricted Band

Pk - Peak detector

RMS - RMS detection

BANDEDGE (HIGH CHANNEL)

HORIZONTAL RESULT

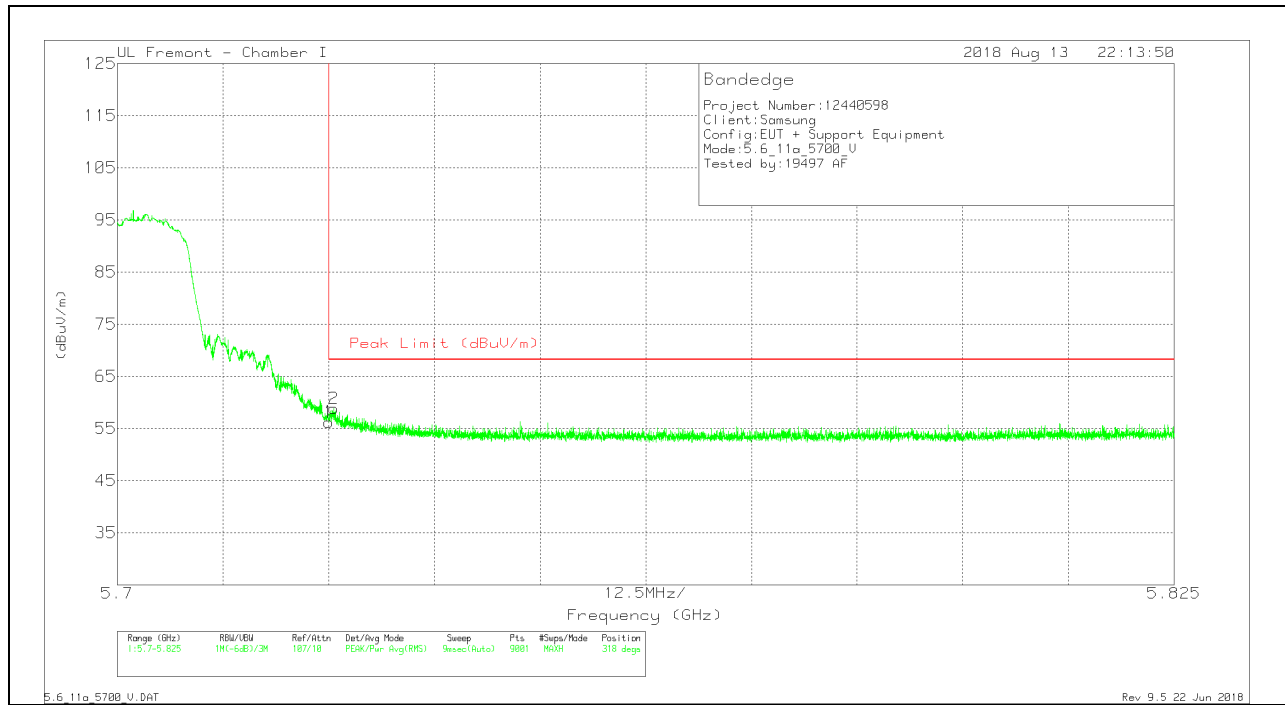


Trace Markers

Marker	Frequency (GHz)	Meter Reading (dBuV)	Det	AF T862 (dB/m)	Amp/Cbl/Filtr/Pad (dB)	Corrected Reading (dBuV/m)	Peak Limit (dBuV/m)	PK Margin (dB)	Azimuth (Degs)	Height (cm)	Polarity
1	5.725	45.12	Pk	35	-18.5	61.62	68.2	-6.58	349	106	H
2	5.725	46.7	Pk	35	-18.5	63.2	68.2	-5	349	106	H

Pk - Peak detector

VERTICAL RESULT



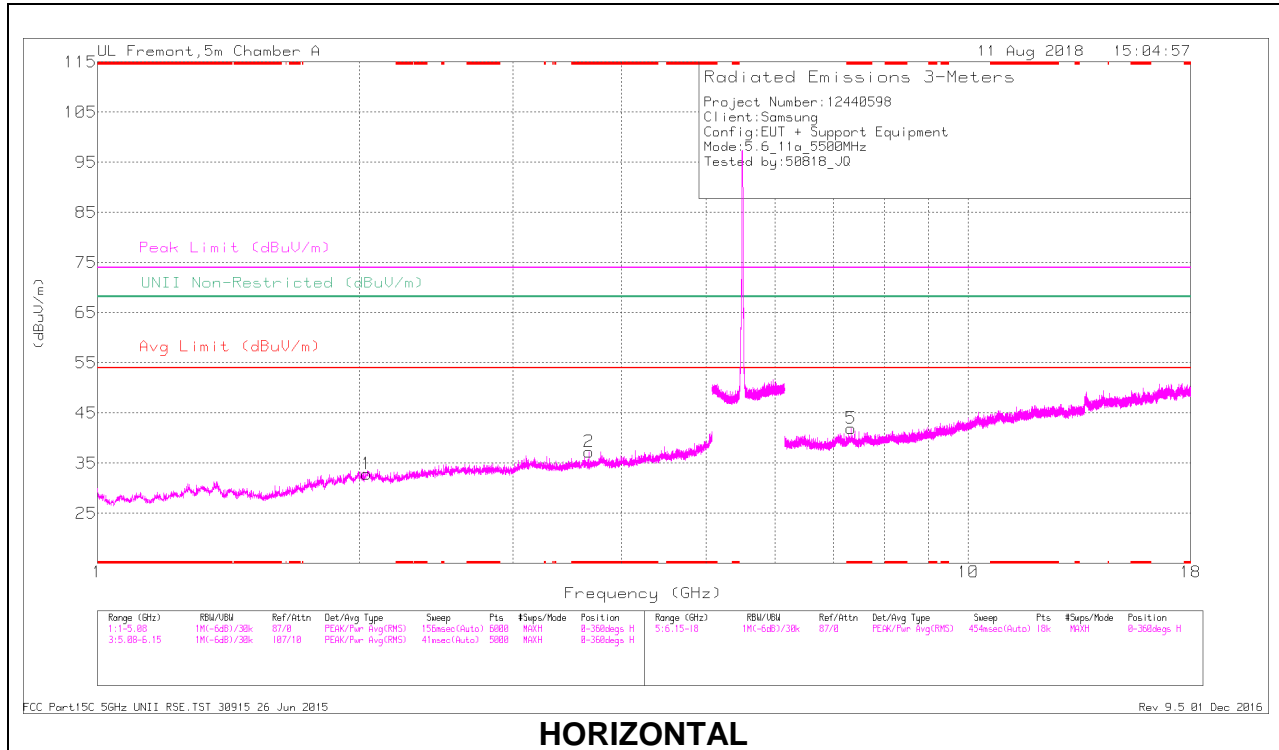
Trace Markers

Marker	Frequency (GHz)	Meter Reading (dBuV)	Det	AF T862 (dB/m)	Amp/Cbl/Filtr/Pad (dB)	Corrected Reading (dBuV/m)	Peak Limit (dBuV/m)	PK Margin (dB)	Azimuth (Degs)	Height (cm)	Polarity
1	5.725	39.73	Pk	35	-18.5	56.23	68.2	-11.97	318	361	V
2	5.726	42.34	Pk	35	-18.5	58.84	68.2	-9.36	318	361	V

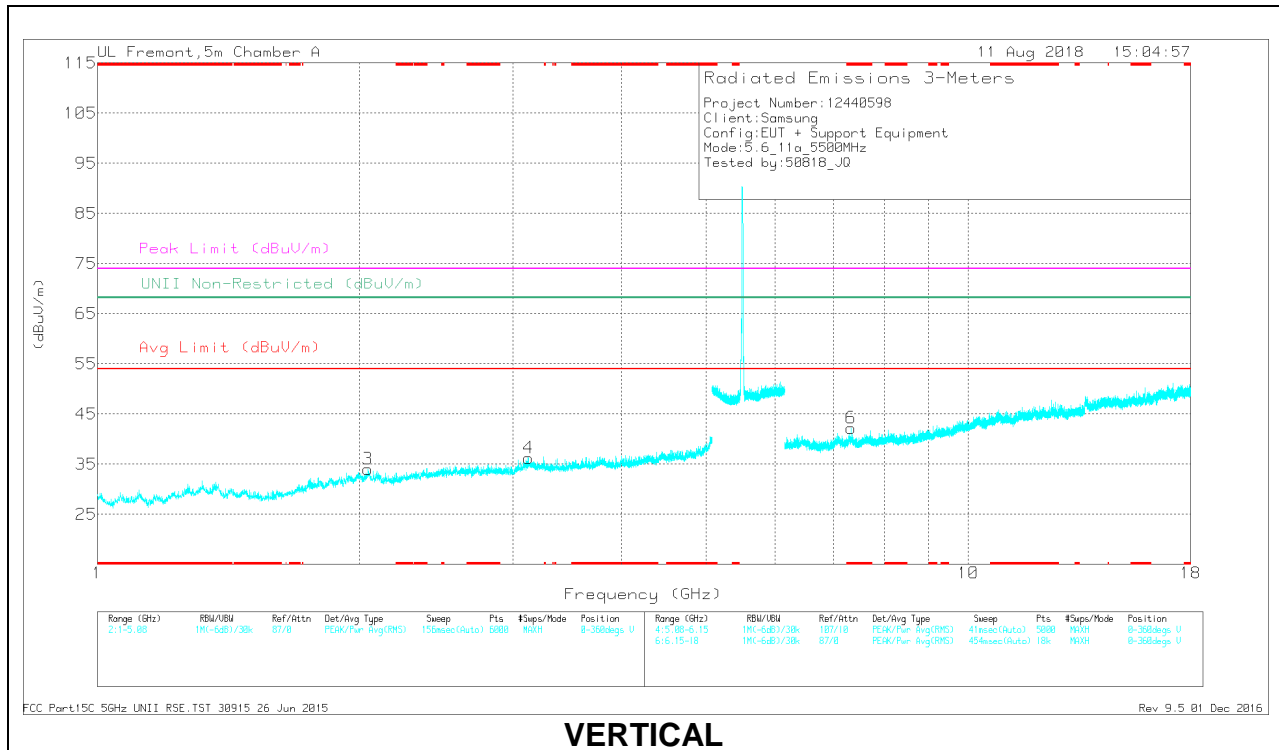
Pk - Peak detector

HARMONICS AND SPURIOUS EMISSIONS

LOW CHANNEL RESULTS



HORIZONTAL



VERTICAL

RADIATED EMISSIONS

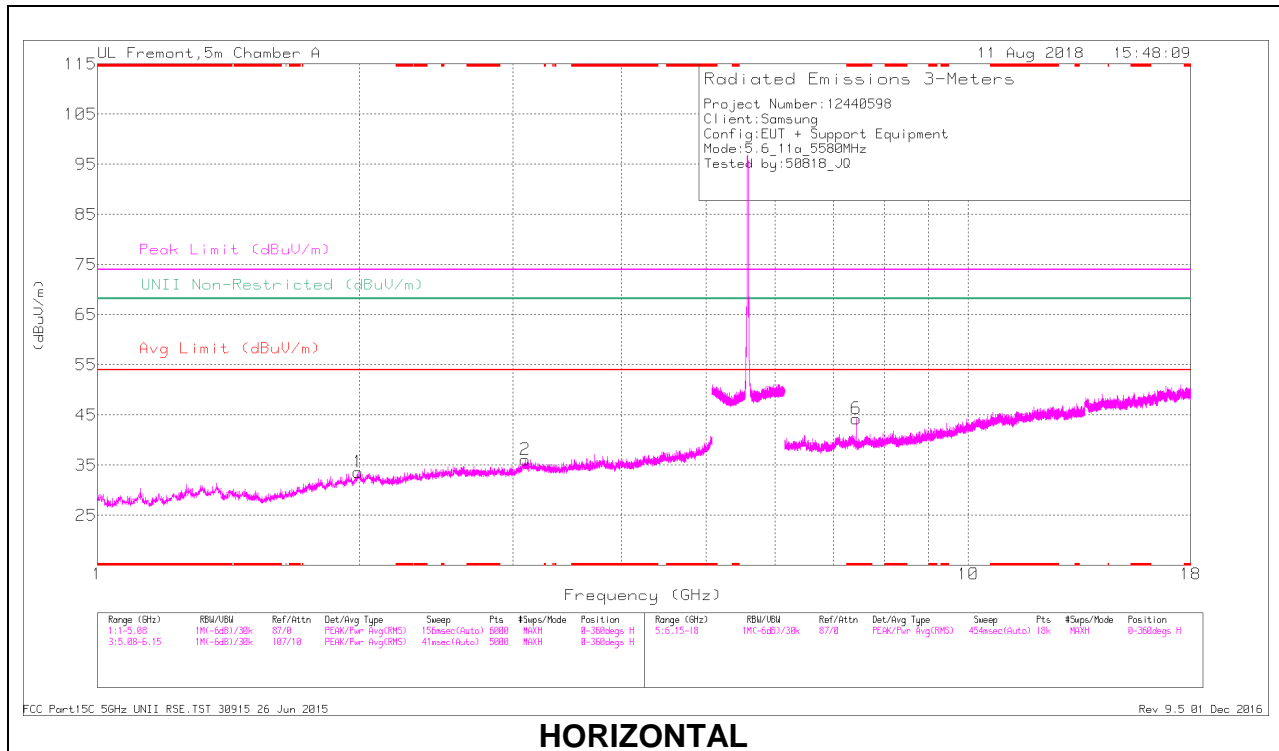
Marker	Frequency (GHz)	Meter Reading (dBuV)	Det	AF T345 (dB/m)	Amp/Cbl/Filtr/Pad (dB)	Corrected Reading (dBuV/m)	Avg Limit (dBuV/m)	Margin (dB)	Peak Limit (dBuV/m)	PK Margin (dB)	UNII Non-Restricted (dBuV/m)	PK Margin (dB)	Azimuth (Degs)	Height (cm)	Polarity
2	* 3.667	39.28	PK-U	33	-28.6	43.68	-	-	74	-30.32	-	-	204	102	H
	* 3.667	30.34	ADR	33	-28.6	34.74	54	-19.26	-	-	-	-	204	102	H
5	* 7.333	34.62	PK-U	35.7	-22.1	48.22	-	-	74	-25.78	-	-	45	112	H
	* 7.333	25.48	ADR	35.7	-22.1	39.08	54	-14.92	-	-	-	-	45	112	H
6	* 7.333	34.92	PK-U	35.7	-22.1	48.52	-	-	74	-25.48	-	-	223	110	V
	* 7.333	26	ADR	35.7	-22.1	39.6	54	-14.4	-	-	-	-	223	110	V
1	2.037	38.55	PK-U	31.4	-29.9	40.05	-	-	-	-	68.2	-28.15	25	141	H
3	2.046	39.24	PK-U	31.4	-29.9	40.74	-	-	-	-	68.2	-27.46	126	136	V
4	3.125	37.55	PK-U	32.9	-28.5	41.95	-	-	-	-	68.2	-26.25	213	275	V

* - indicates frequency in CFR47 Pt 15 Restricted Band

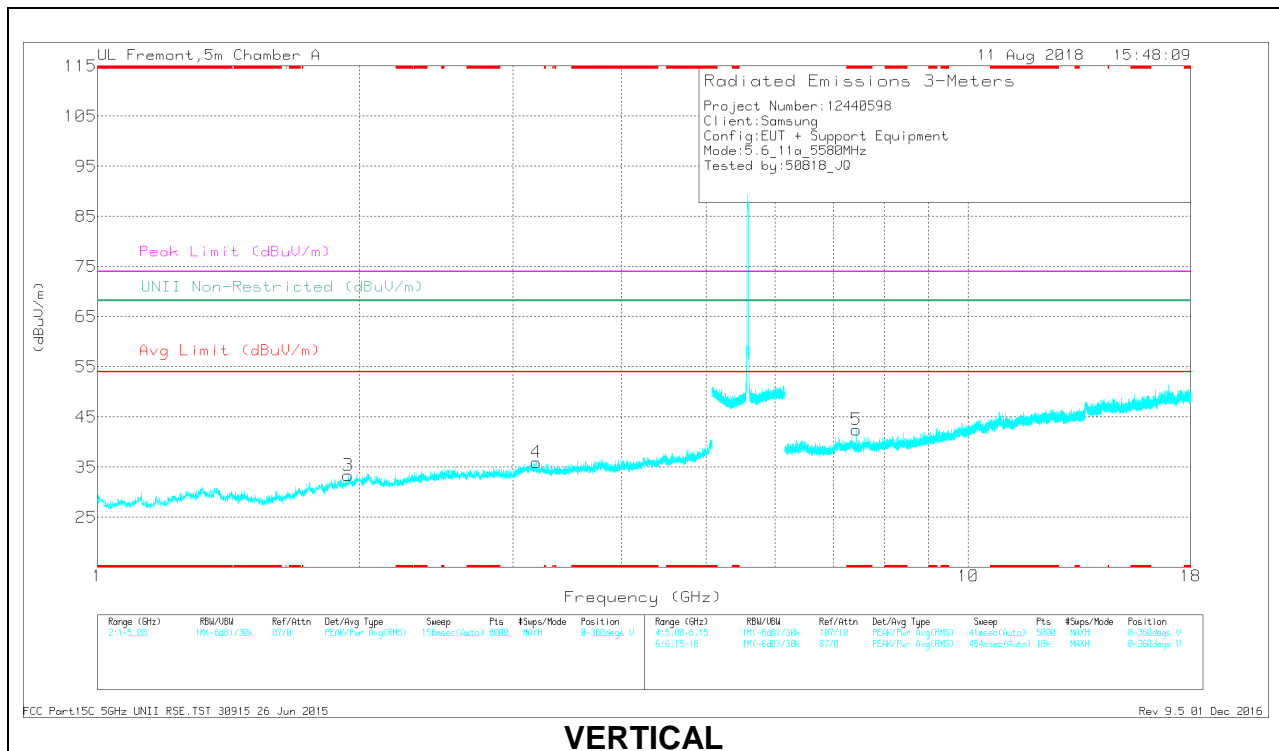
PK-U - U-NII: Maximum Peak

ADR - U-NII AD primary method, RMS average

MID CHANNEL RESULTS



HORIZONTAL



VERTICAL

RADIATED EMISSIONS

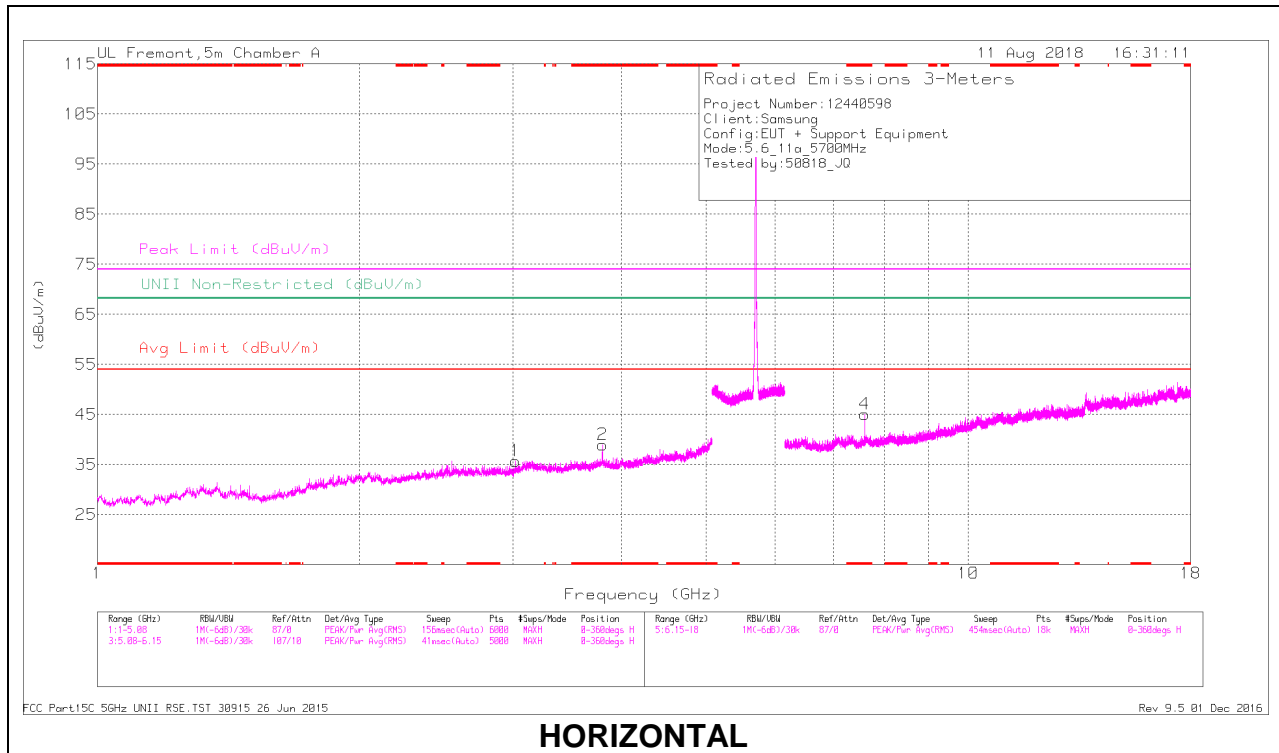
Marker	Frequency (GHz)	Meter Reading (dBuV)	Det	AF T345 (dB/m)	Amp/Cbl/Filtr/Pad (dB)	Corrected Reading (dBuV/m)	Avg Limit (dBuV/m)	Margin (dB)	Peak Limit (dBuV/m)	PK Margin (dB)	UNII Non-Restricted (dBuV/m)	PK Margin (dB)	Azimuth (Degs)	Height (cm)	Polarity
6	* 7.44	36.57	PK-U	35.6	-23.1	49.07	-	-	74	-24.93	-	-	55	101	H
	* 7.44	30.49	ADR	35.6	-23.1	42.99	54	-11.01	-	-	-	-	55	101	H
5	* 7.44	36.51	PK-U	35.6	-23.1	49.01	-	-	74	-24.99	-	-	218	111	V
	* 7.44	29.2	ADR	35.6	-23.1	41.7	54	-12.3	-	-	-	-	218	111	V
3	1.939	39.86	PK-U	31.3	-31.1	40.06	-	-	-	-	68.2	-28.14	227	130	V
1	1.993	39.79	PK-U	31.4	-30.6	40.59	-	-	-	-	68.2	-27.61	79	206	H
2	3.096	37.29	PK-U	32.9	-28.6	41.59	-	-	-	-	68.2	-26.61	161	145	H
4	3.19	37.73	PK-U	33	-29.2	41.53	-	-	-	-	68.2	-26.67	313	267	V

* - indicates frequency in CFR47 Pt 15 Restricted Band

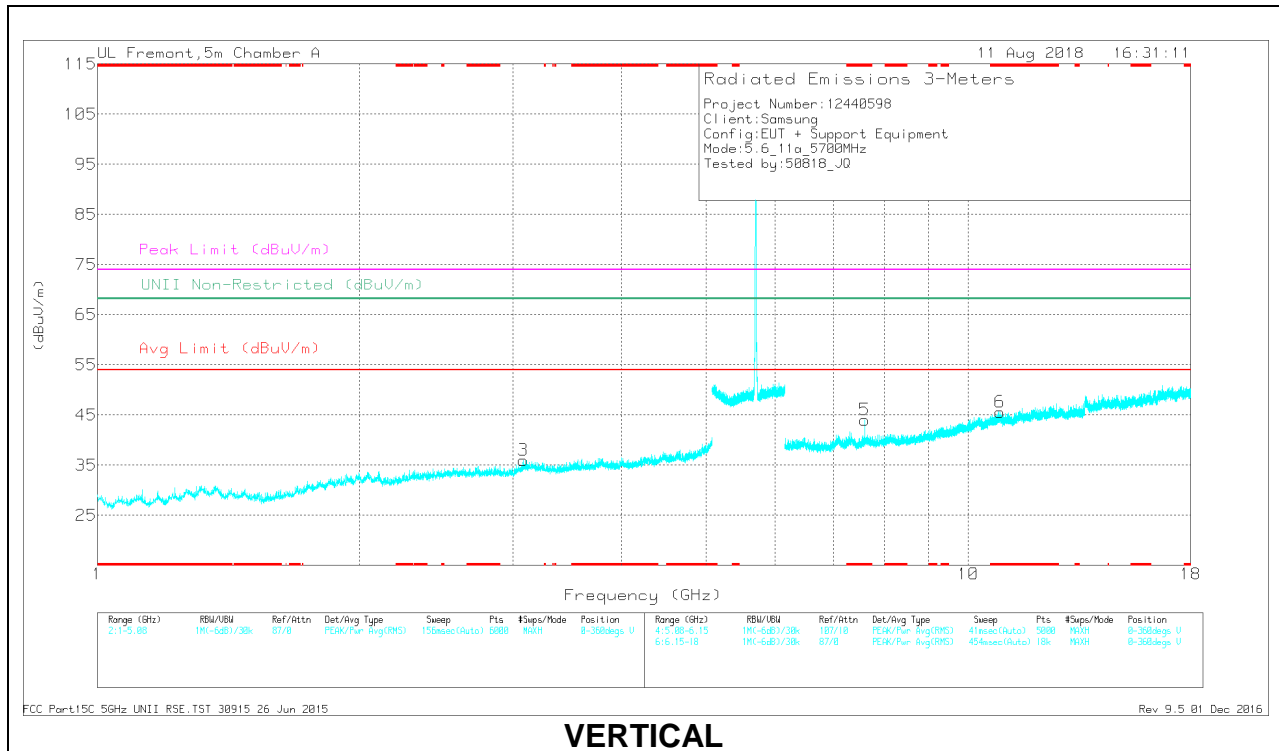
PK-U - U-NII: Maximum Peak

ADR - U-NII AD primary method, RMS average

HIGH CHANNEL RESULTS



HORIZONTAL



VERTICAL

RADIATED EMISSIONS

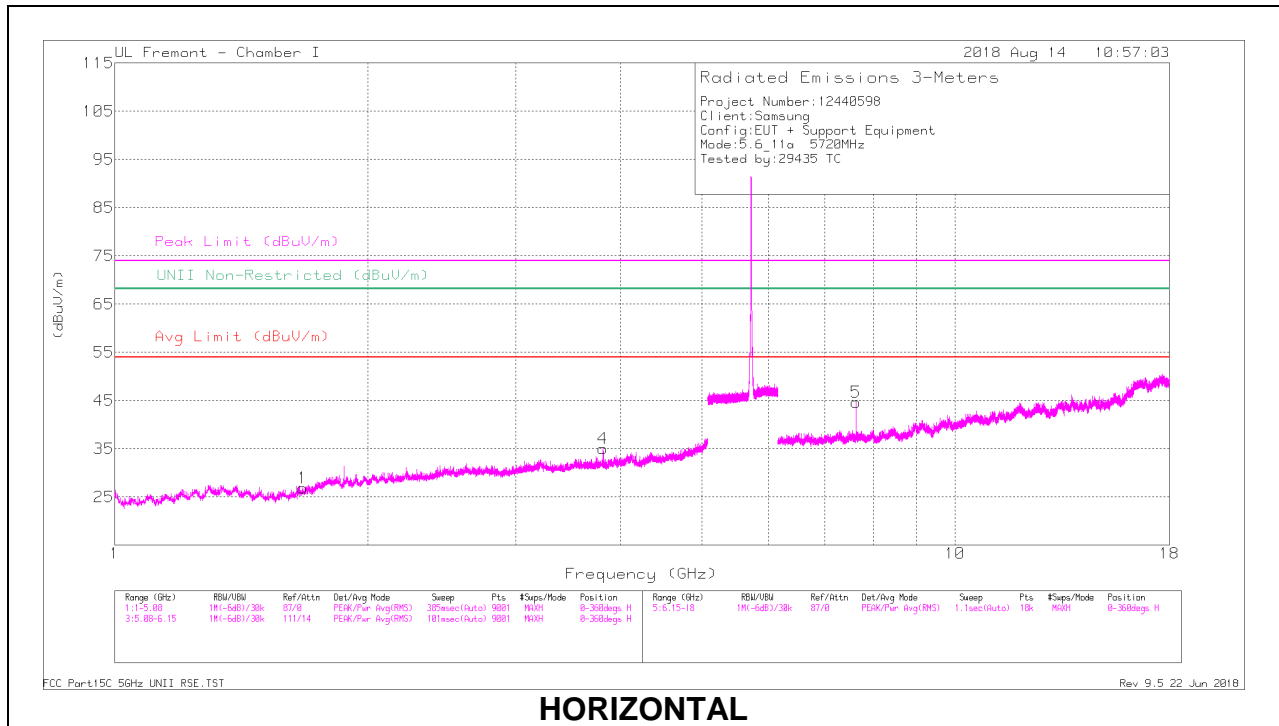
Marker	Frequency (GHz)	Meter Reading (dBuV)	Det	AF T345 (dB/m)	Amp/Cbl/Filtr/Pad (dB)	Corrected Reading (dBuV/m)	Avg Limit (dBuV/m)	Margin (dB)	Peak Limit (dBuV/m)	PK Margin (dB)	UNII Non-Restricted (dBuV/m)	PK Margin (dB)	Azimuth (Degs)	Height (cm)	Polarity
2	* 3.8	37.86	PK-U	33.2	-27.6	43.46	-	-	74	-30.54	-	-	358	110	H
	3.8	27.98	ADR	33.2	-27.6	33.58	54	-20.42	-	-	-	-	358	110	H
4	* 7.6	35.88	PK-U	35.7	-22	49.58	-	-	74	-24.42	-	-	354	119	H
	7.6	29.23	ADR	35.7	-22	42.93	54	-11.07	-	-	-	-	354	119	H
5	* 7.6	35.35	PK-U	35.7	-22	49.05	-	-	74	-24.95	-	-	181	103	V
	7.6	28.26	ADR	35.7	-22	41.96	54	-12.04	-	-	-	-	181	103	V
6	* 10.868	31.78	PK-U	37.9	-18.2	51.48	-	-	74	-22.52	-	-	55	317	V
	10.869	20.01	ADR	37.9	-18.2	39.71	54	-14.29	-	-	-	-	55	317	V
1	3.022	38.25	PK-U	32.5	-29.7	41.05	-	-	-	-	68.2	-27.15	311	145	H
3	3.08	38.21	PK-U	32.8	-29	42.01	-	-	-	-	68.2	-26.19	213	200	V

* - indicates frequency in CFR47 Pt 15 Restricted Band

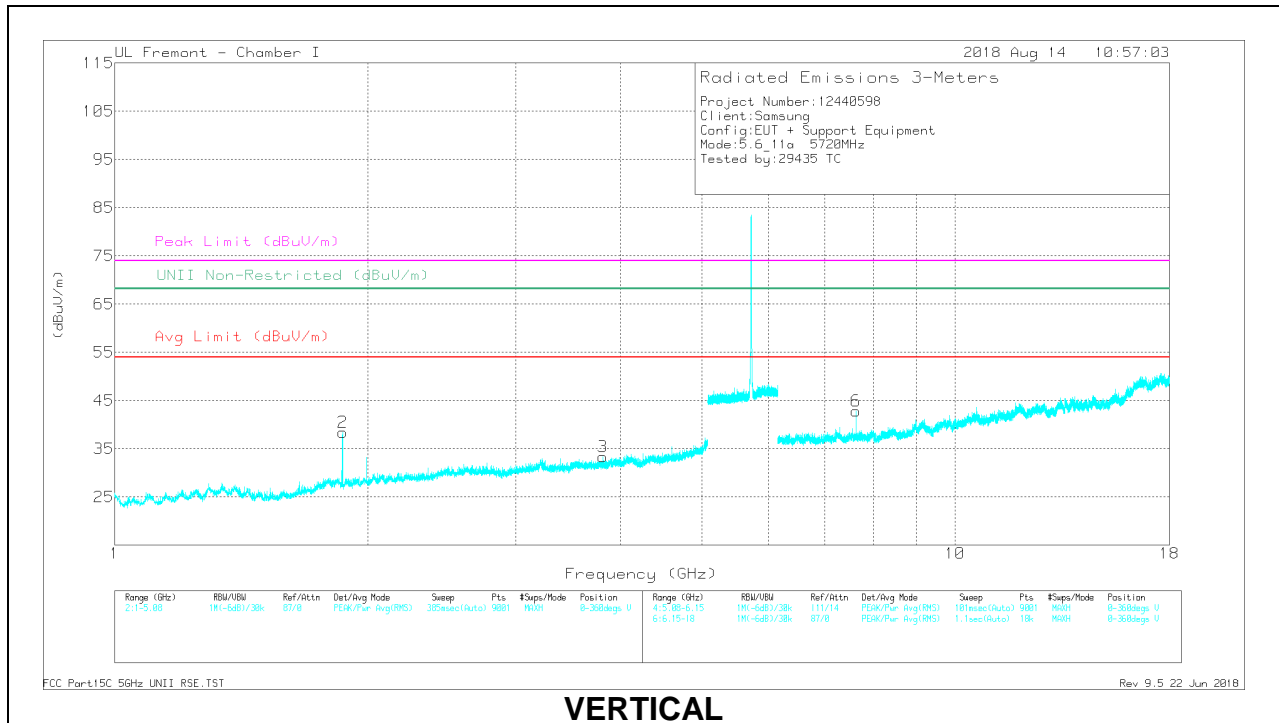
PK-U - U-NII: Maximum Peak

ADR - U-NII AD primary method, RMS average

CHANNEL 144 RESULTS



HORIZONTAL



VERTICAL

RADIATED EMISSIONS

Marker	Frequency (GHz)	Meter Reading (dBuV)	Det	AF T862 (dB/m)	Amp/Cbl/Filtr/Pad (dB)	DC Corr (dB)	Corrected Reading (dBuV/m)	Avg Limit (dBuV/m)	Margin (dB)	Peak Limit (dBuV/m)	PK Margin (dB)	UNII Non-Restricted (dBuV/m)	PK Margin (dB)	Azimuth (Degs)	Height (cm)	Polarity
1	* 1.672	38.46	PK-U	29	-32.9	0	34.56	-	-	74	-39.44	-	-	281	196	H
	* 1.676	28.48	ADR	29.1	-32.9	0	24.68	54	-29.32	-	-	-	-	281	196	H
4	* 3.813	38.23	PK-U	33.1	-30	0	41.33	-	-	74	-32.67	-	-	21	117	H
	* 3.813	29.78	ADR	33.1	-30	0	32.88	54	-21.12	-	-	-	-	21	117	H
2	1.867	37.98	PK-U	30.8	-32.6	0	36.18	-	-	-	-	68.2	-32.02	20	134	V
3	* 3.813	36.78	PK-U	33.1	-30	0	39.88	-	-	74	-34.12	-	-	95	191	V
	* 3.813	27.27	ADR	33.1	-30	0	30.37	54	-23.63	-	-	-	-	95	191	V
5	* 7.627	33.32	PK-U	35.7	-20.8	0	48.22	-	-	74	-25.78	-	-	60	121	H
	* 7.627	28.26	ADR	35.7	-20.8	0	43.16	54	-10.84	-	-	-	-	60	121	H
6	* 7.627	32.14	PK-U	35.7	-20.8	0	47.04	-	-	74	-26.96	-	-	241	101	V
	* 7.627	26.04	ADR	35.7	-20.8	0	40.94	54	-13.06	-	-	-	-	241	101	V

* - indicates frequency in CFR47 Pt 15 Restricted Band

PK-U - U-NII: Maximum Peak

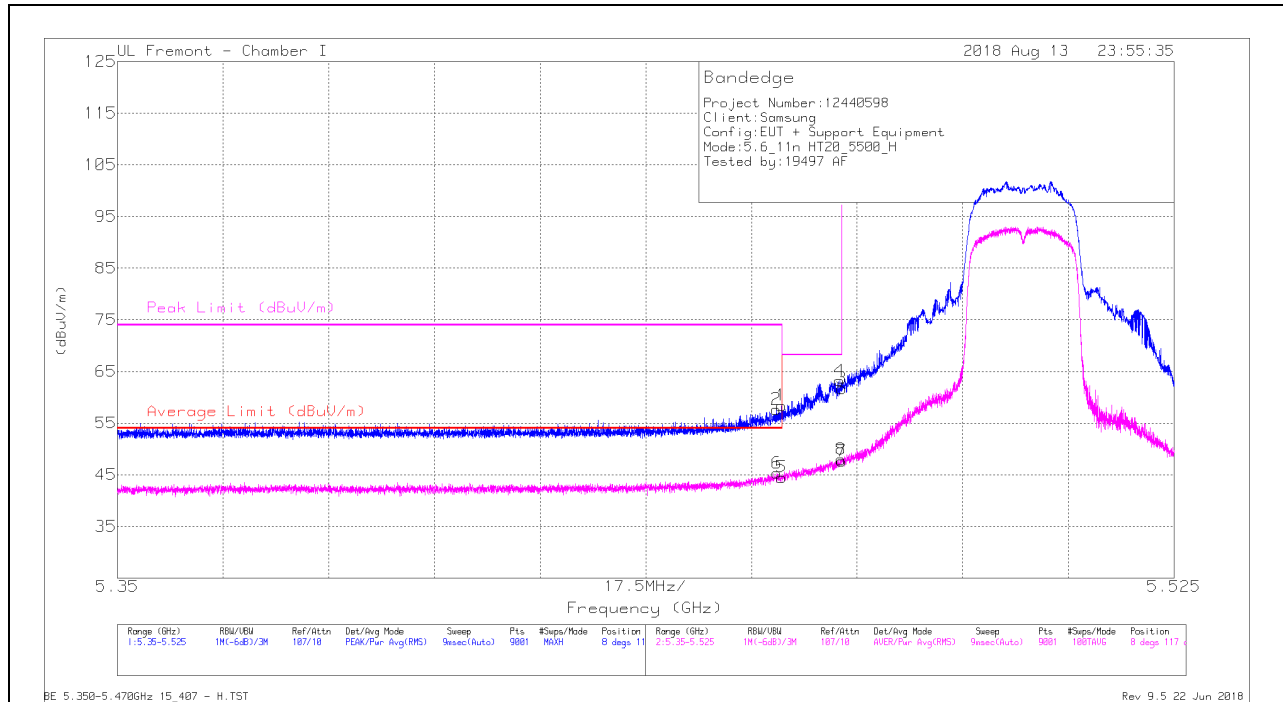
ADR - U-NII AD primary method, RMS average

10.1.10. TX ABOVE 1 GHz 802.11n HT20 MODE IN THE 5.6 GHz BAND

1TX Antenna 1 MODE

BANDEDGE (LOW CHANNEL)

HORIZONTAL RESULT



Trace Markers

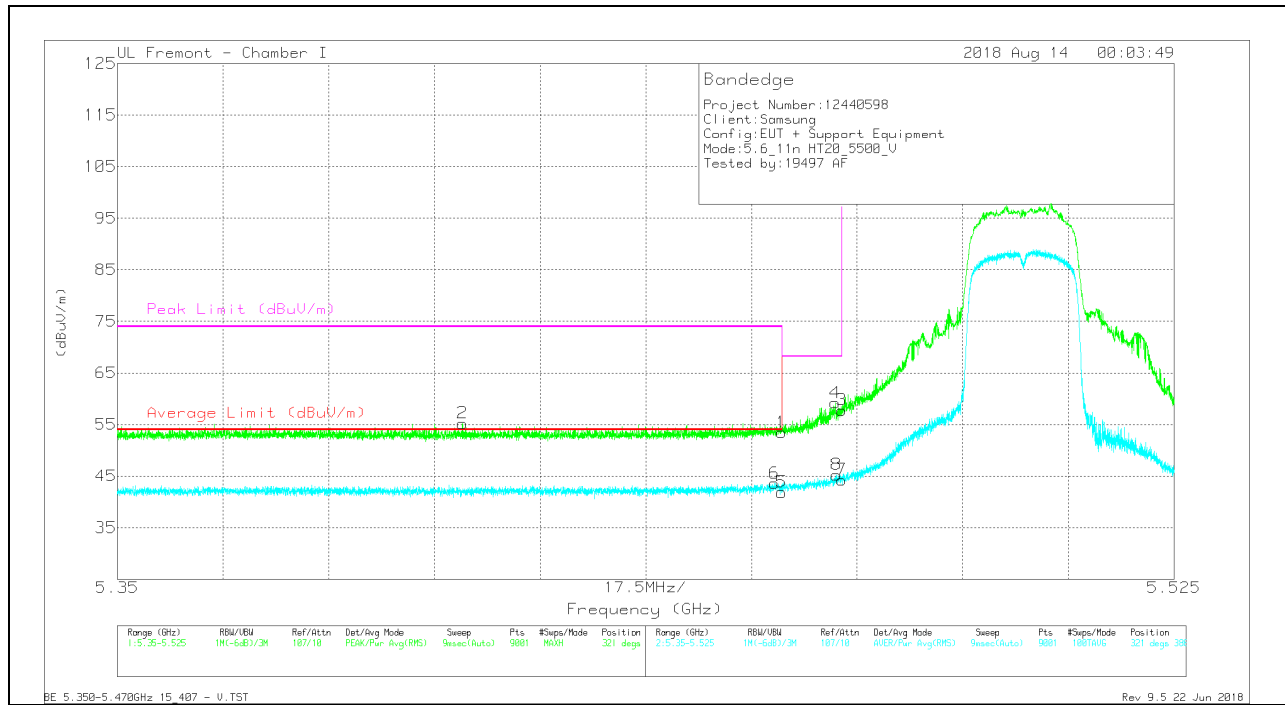
Marker	Frequency (GHz)	Meter Reading (dBuV)	Det	AF T862 (dB/m)	Amp/Cbi/Filtr/Pad (dB)	DC Corr (dB)	Corrected Reading (dBuV/m)	Average Limit (dBuV/m)	Margin (dB)	Peak Limit (dBuV/m)	PK Margin (dB)	Azimuth (Degs)	Height (cm)	Polarity
1	* 5.46	41.72	Pk	34.6	-17.9	0	58.42	-	-	74	-15.58	8	117	H
2	* 5.459	40.97	Pk	34.6	-17.9	0	57.67	-	-	74	-16.33	8	117	H
3	5.47	45.02	Pk	34.6	-17.9	0	61.72	-	-	68.2	-6.48	8	117	H
4	5.47	46.61	Pk	34.6	-18	0	63.21	-	-	68.2	-4.99	8	117	H
5	* 5.46	27.83	RMS	34.6	-17.9	0	44.53	54	-9.47	-	-	8	117	H
6	* 5.459	28.62	RMS	34.6	-17.9	0	45.32	54	-8.68	-	-	8	117	H
7	5.47	30.94	RMS	34.6	-17.9	0	47.64	-	-	-	-	8	117	H
8	5.47	31.36	RMS	34.6	-18	0	47.96	-	-	-	-	8	117	H

* - indicates frequency in CFR47 Pt 15 Restricted Band

Pk - Peak detector

RMS - RMS detection

VERTICAL RESULT



Trace Markers

Marker	Frequency (GHz)	Meter Reading (dBuV)	Det	AFT862 (dB/m)	Amp/Cbi/Fitr/Pad (dB)	DC Corr (dB)	Corrected Reading (dBuV/m)	Average Limit (dBuV/m)	Margin (dB)	Peak Limit (dBuV/m)	PK Margin (dB)	Azimuth (Degs)	Height (cm)	Polarity
1	* 5.46	36.77	Pk	34.6	-17.9	0	53.47	-	-	74	-20.53	321	388	V
2	* 5.407	38.85	Pk	34.5	-18.1	0	55.25	-	-	74	-18.75	321	388	V
3	5.47	41.1	Pk	34.6	-17.9	0	57.8	-	-	68.2	-10.4	321	388	V
4	5.469	42.58	Pk	34.6	-18	0	59.18	-	-	68.2	-9.02	321	388	V
5	* 5.46	25.16	RMS	34.6	-17.9	0	41.86	54	-12.14	-	-	321	388	V
6	* 5.459	26.91	RMS	34.6	-17.9	0	43.61	54	-10.39	-	-	321	388	V
7	5.47	27.56	RMS	34.6	-17.9	0	44.26	-	-	-	-	321	388	V
8	5.469	28.66	RMS	34.6	-18	0	45.26	-	-	-	-	321	388	V

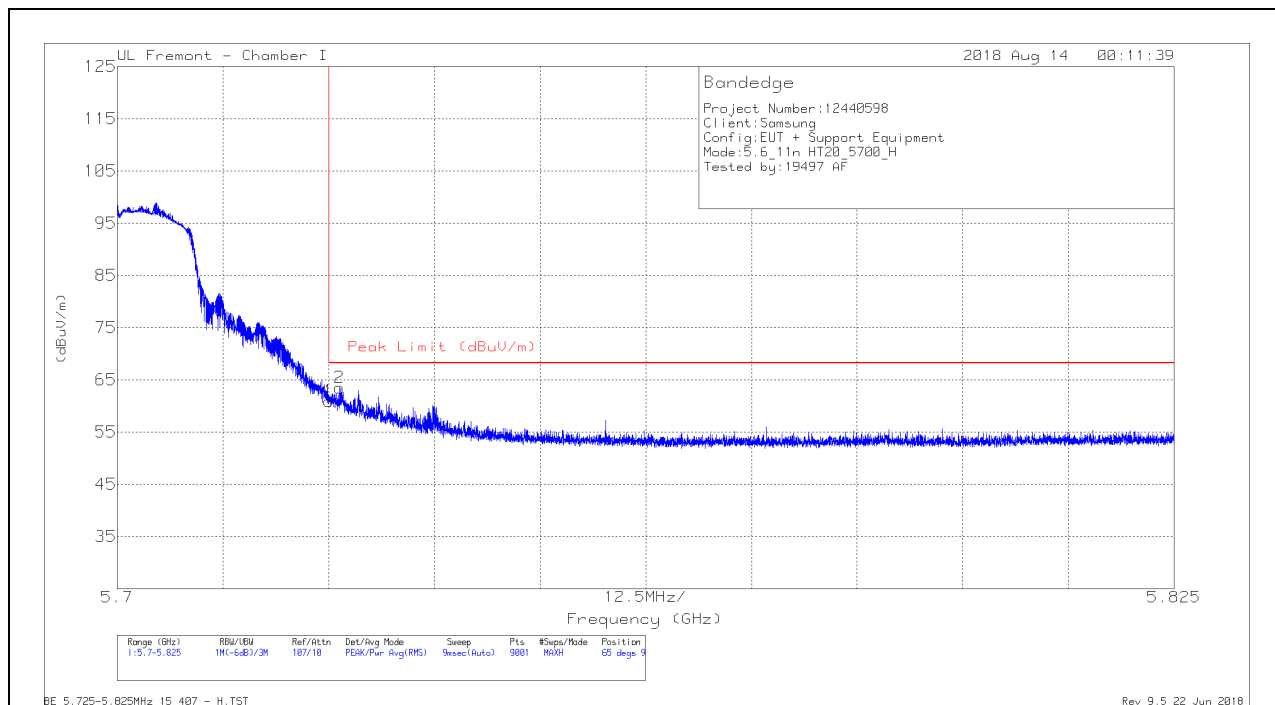
* - indicates frequency in CFR47 Pt 15 Restricted Band

Pk - Peak detector

RMS - RMS detection

BANDEDGE (HIGH CHANNEL)

HORIZONTAL RESULT

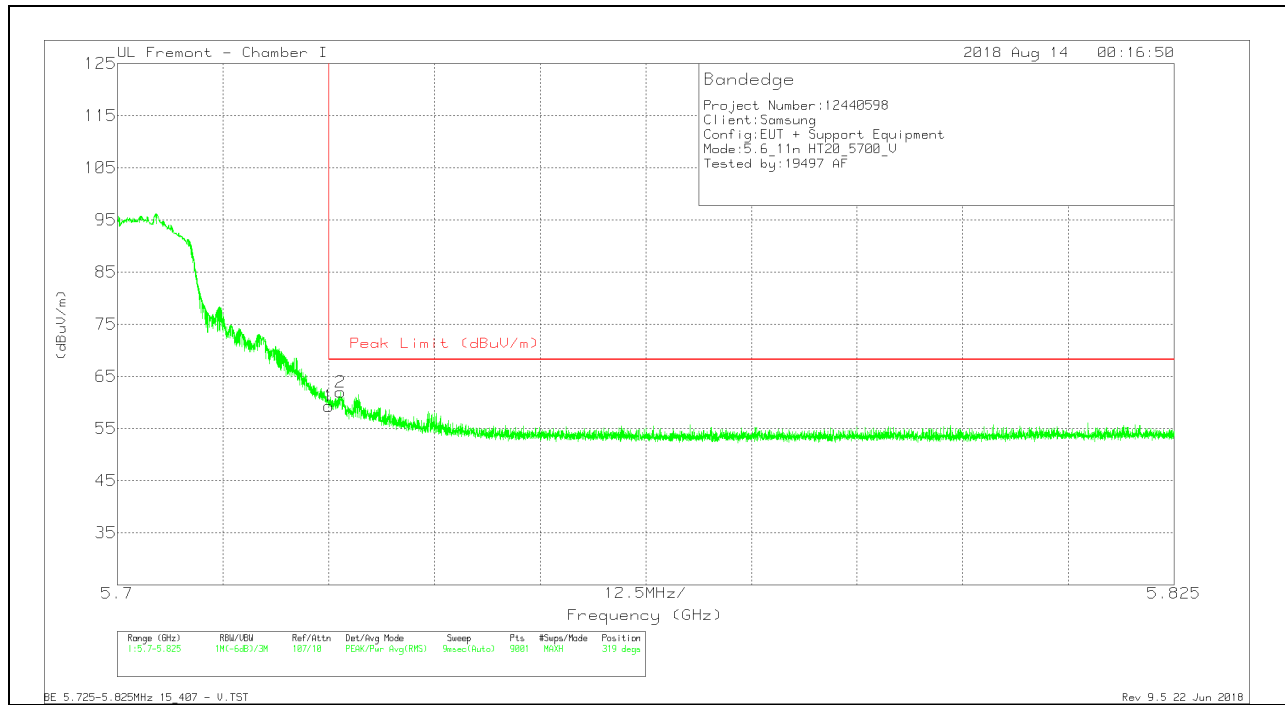


Trace Markers

Marker	Frequency (GHz)	Meter Reading (dBuV)	Det	AF T862 (dB/m)	Amp/Cbl/Filtr/Pad (dB)	DC Corr (dB)	Corrected Reading (dBuV/m)	Peak Limit (dBuV/m)	PK Margin (dB)	Azimuth (Degs)	Height (cm)	Polarity
1	5.725	44.44	Pk	35	-18.5	0	60.94	68.2	-7.26	65	98	H
2	5.726	47	Pk	35	-18.5	0	63.5	68.2	-4.7	65	98	H

Pk - Peak detector

VERTICAL RESULT



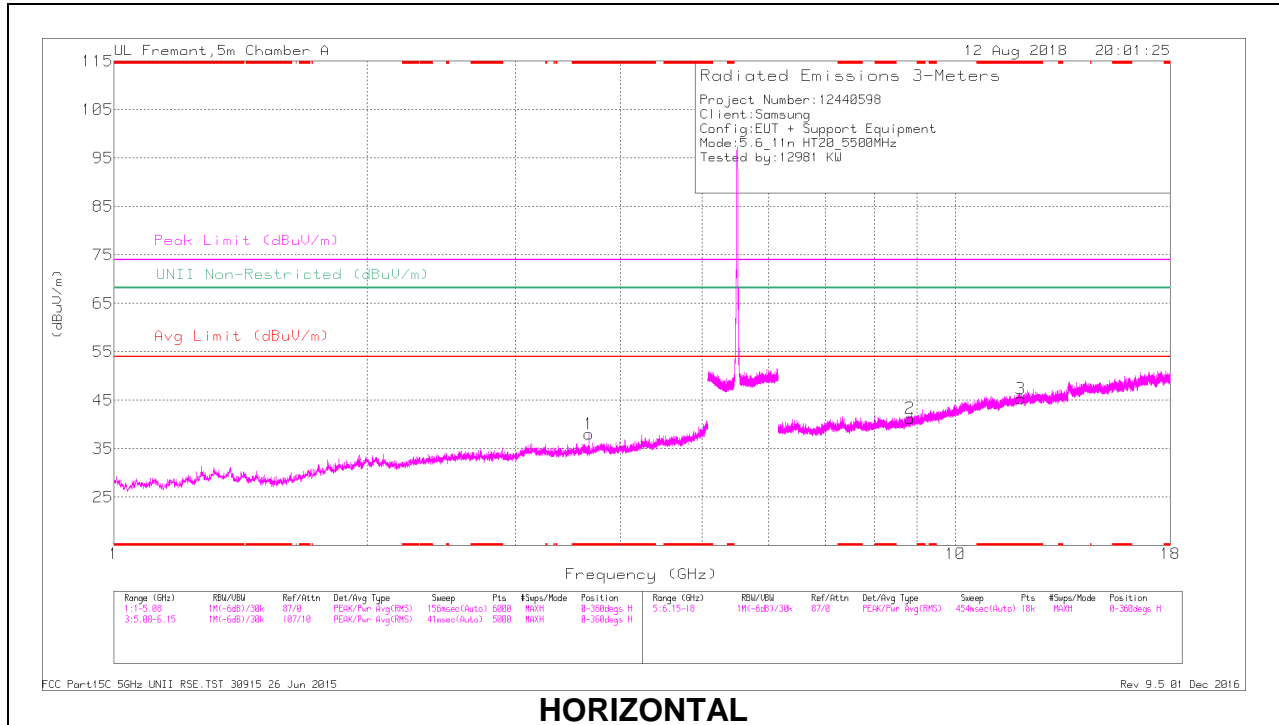
Trace Markers

Marker	Frequency (GHz)	Meter Reading (dBuV)	Det	AFT862 (dB/m)	Amp/Cbl/Filtr/Pad (dB)	DC Corr (dB)	Corrected Reading (dBuV/m)	Peak Limit (dBuV/m)	PK Margin (dB)	Azimuth (Degs)	Height (cm)	Polarity
1	5.725	42.78	Pk	35	-18.5	0	59.28	68.2	-8.92	319	396	V
2	5.726	45.44	Pk	35	-18.5	0	61.94	68.2	-6.26	319	396	V

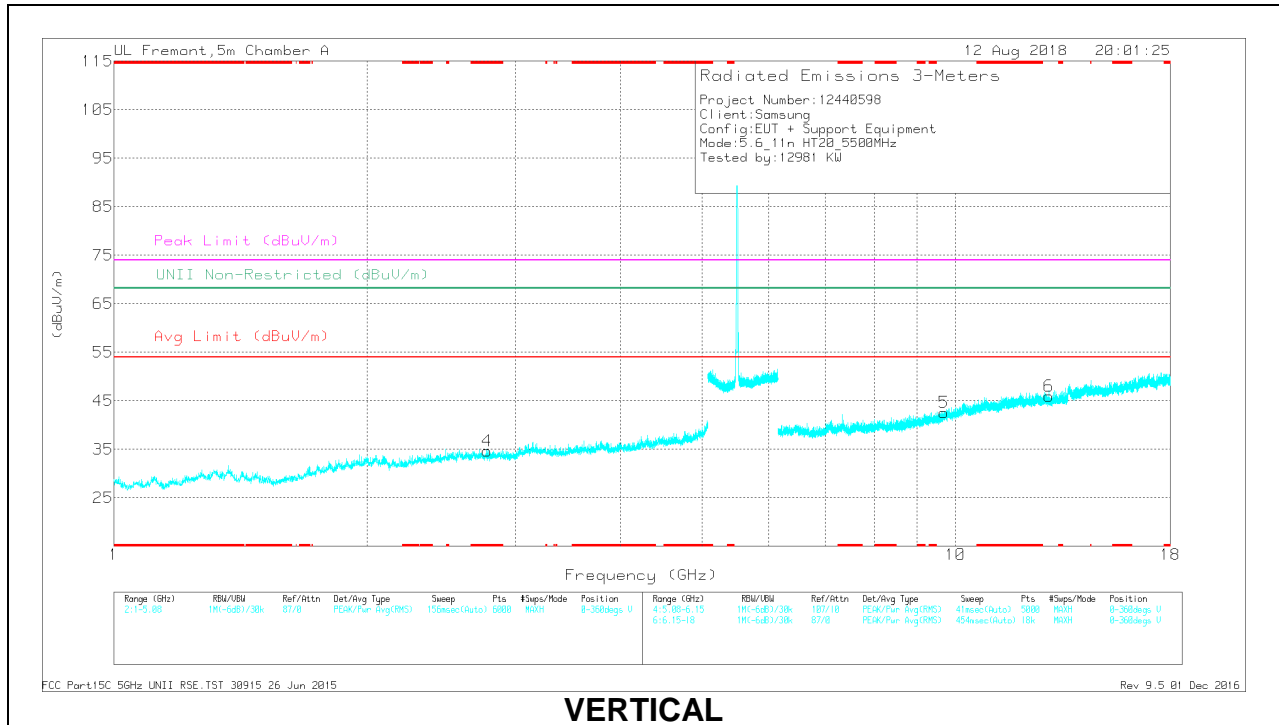
Pk - Peak detector

HARMONICS AND SPURIOUS EMISSIONS

LOW CHANNEL RESULTS



HORIZONTAL



VERTICAL

RADIATED EMISSIONS

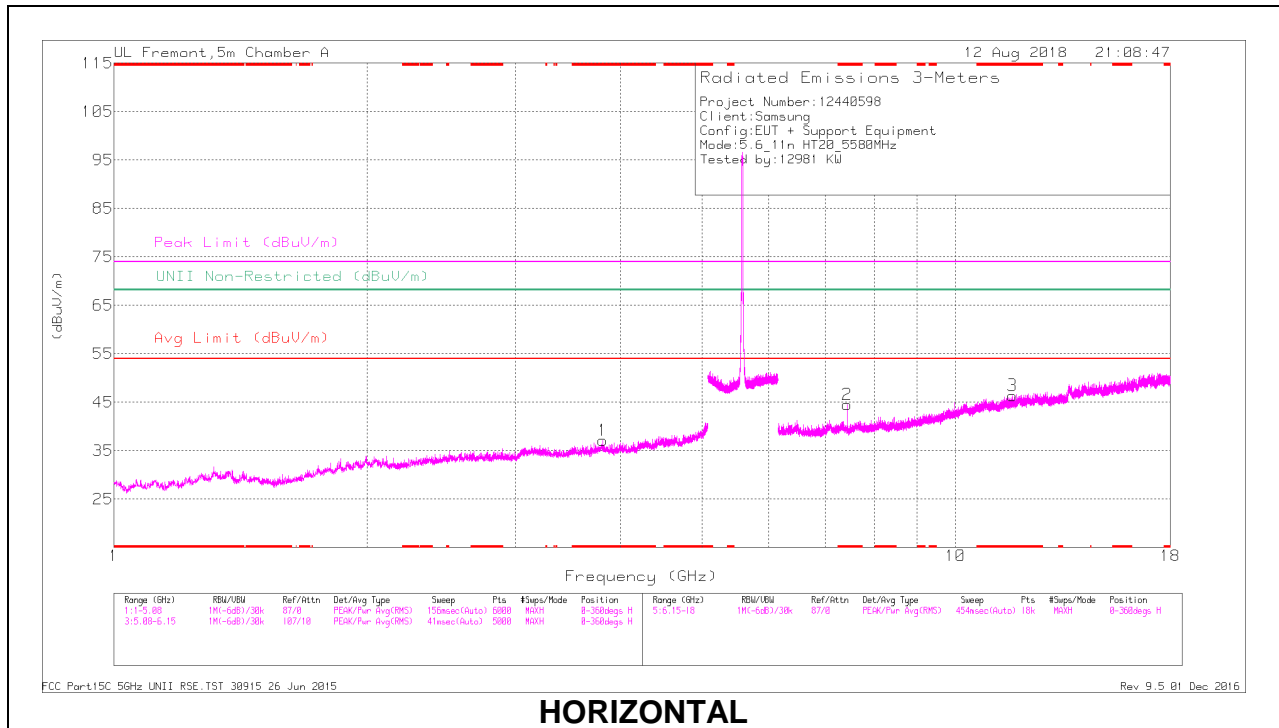
Marker	Frequency (GHz)	Meter Reading (dBuV)	Det	AF T345 (dB/m)	Amp/Cbl/Filtr/Pad (dB)	Corrected Reading (dBuV/m)	Avg Limit (dBuV/m)	Margin (dB)	Peak Limit (dBuV/m)	PK Margin (dB)	UNII Non-Restricted (dBuV/m)	PK Margin (dB)	Azimuth (Degs)	Height (cm)	Polarity
1	* 3.667	38.33	PK-U	33	-28.6	42.73	-	-	74	-31.27	-	-	155	149	H
	* 3.667	28.12	ADR	33	-28.6	32.52	54	-21.48	-	-	-	-	155	149	H
4	* 2.776	38.56	PK-U	32.3	-29.9	40.96	-	-	74	-33.04	-	-	186	161	V
	* 2.777	27.08	ADR	32.3	-29.8	29.58	54	-24.42	-	-	-	-	186	161	V
3	* 11.952	31.64	PK-U	38.9	-18.6	51.94	-	-	74	-22.06	-	-	224	158	H
	* 11.953	20.92	ADR	38.9	-18.6	41.22	54	-12.78	-	-	-	-	224	158	H
2	8.831	33.32	PK-U	36.1	-21.9	47.52	-	-	-	-	68.2	-20.68	127	167	H
5	9.688	32.42	PK-U	36.9	-20.4	48.92	-	-	-	-	68.2	-19.28	162	172	V
6	12.916	31.83	PK-U	39.3	-19	52.13	-	-	-	-	68.2	-16.07	186	230	V

* - indicates frequency in CFR47 Pt 15 Restricted Band

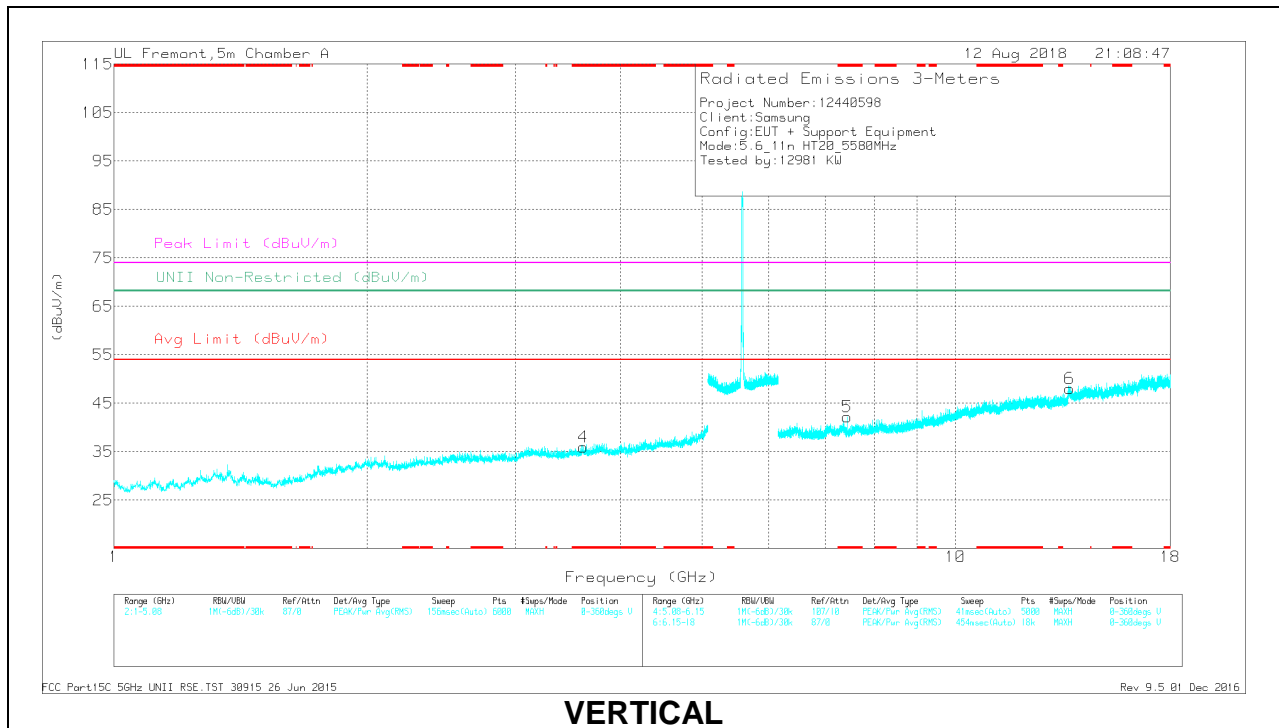
PK-U - U-NII: Maximum Peak

ADR - U-NII AD primary method, RMS average

MID CHANNEL RESULTS



HORIZONTAL



VERTICAL

RADIATED EMISSIONS

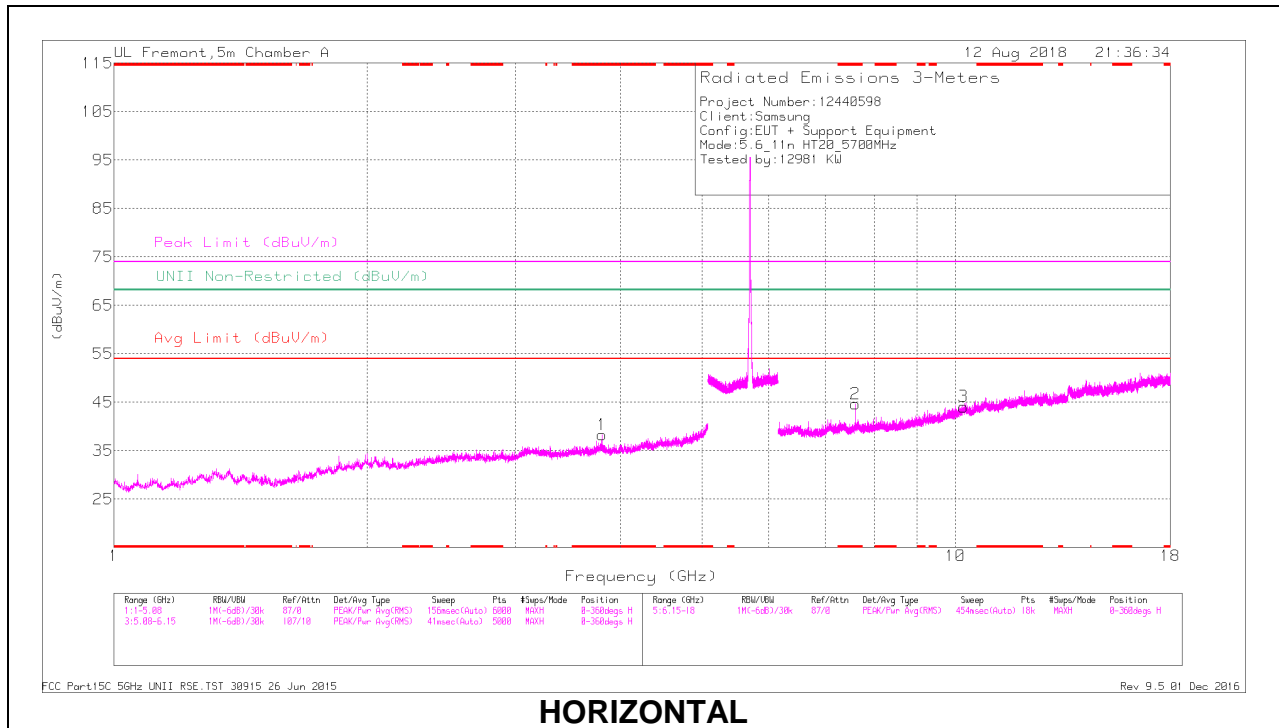
Marker	Frequency (GHz)	Meter Reading (dBuV)	Det	AF T345 (dB/m)	Amp/Cbl/Filtr/Pad (dB)	Corrected Reading (dBuV/m)	Avg Limit (dBuV/m)	Margin (dB)	Peak Limit (dBuV/m)	PK Margin (dB)	UNII Non-Restricted (dBuV/m)	PK Margin (dB)	Azimuth (Degs)	Height (cm)	Polarity
1	* 3.813	37.31	PK-U	33.1	-27.8	42.61	-	-	74	-31.39	-	-	313	139	H
	* 3.812	26.3	ADR	33.2	-27.8	31.7	54	-22.3	-	-	-	-	313	139	H
4	* 3.615	38.96	PK-U	33	-28.8	43.16	-	-	74	-30.84	-	-	274	128	V
	* 3.616	26.5	ADR	33	-28.9	30.6	54	-23.4	-	-	-	-	274	128	V
2	* 7.44	37.18	PK-U	35.6	-23.1	49.68	-	-	74	-24.32	-	-	238	133	H
	* 7.44	31.42	ADR	35.6	-23.1	43.92	54	-10.08	-	-	-	-	238	133	H
3	* 11.687	31.76	PK-U	38.6	-18.6	51.76	-	-	74	-22.24	-	-	193	172	H
	* 11.688	20.94	ADR	38.6	-18.6	40.94	54	-13.06	-	-	-	-	193	172	H
5	* 7.44	34.08	PK-U	35.6	-23.1	46.58	-	-	74	-27.42	-	-	164	178	V
	* 7.441	22.7	ADR	35.6	-23.1	35.2	54	-18.8	-	-	-	-	164	178	V
6	13.661	32.51	PK-U	39.3	-17.8	54.01	-	-	-	-	68.2	-14.19	146	172	V

* - indicates frequency in CFR47 Pt 15 Restricted Band

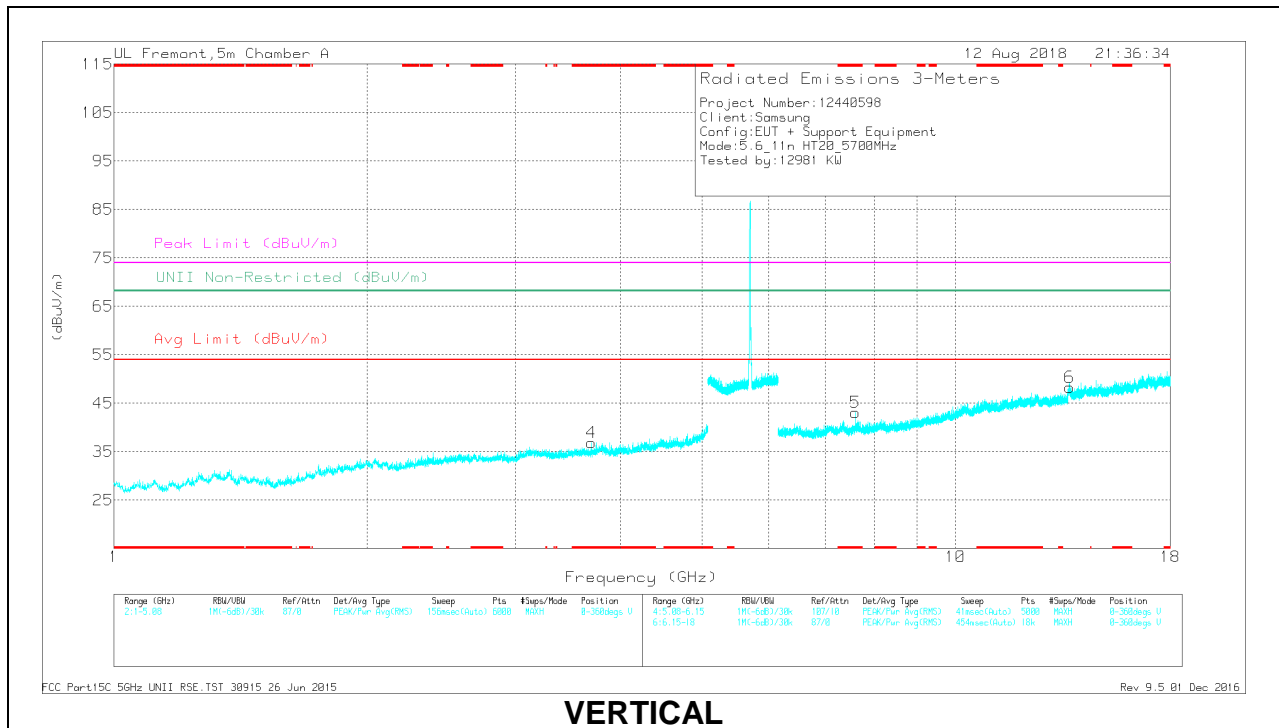
PK-U - U-NII: Maximum Peak

ADR - U-NII AD primary method, RMS average

HIGH CHANNEL RESULTS



HORIZONTAL



VERTICAL

RADIATED EMISSIONS

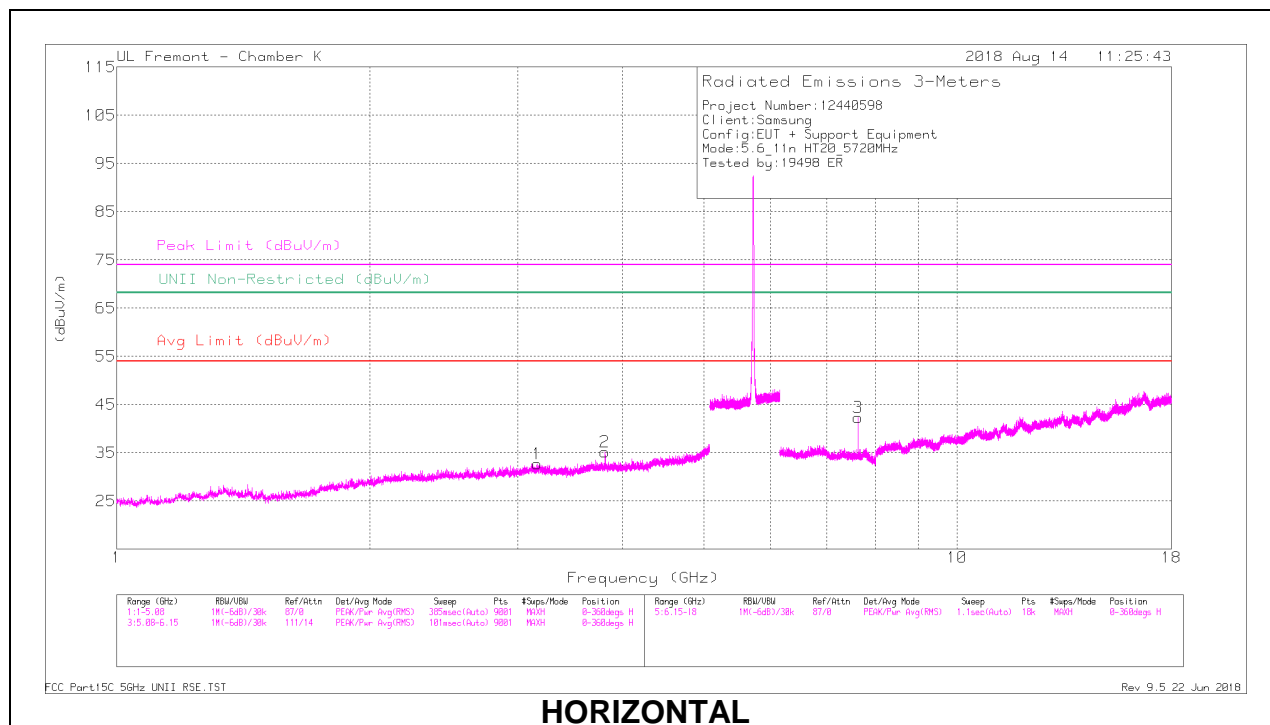
Marker	Frequency (GHz)	Meter Reading (dBuV)	Det	AF T345 (dB/m)	Amp/Cbl/Filtr/Pad (dB)	Corrected Reading (dBuV/m)	Avg Limit (dBuV/m)	Margin (dB)	Peak Limit (dBuV/m)	PK Margin (dB)	UNII Non-Restricted (dBuV/m)	PK Margin (dB)	Azimuth (Degs)	Height (cm)	Polarity
1	* 3.8	37.16	PK-U	33.2	-27.6	42.76	-	-	74	-31.24	-	-	68	153	H
	* 3.8	26.83	ADR	33.2	-27.6	32.43	54	-21.57	-	-	-	-	68	153	H
4	* 3.694	37.15	PK-U	33	-28.7	41.45	-	-	74	-32.55	-	-	131	144	V
	* 3.692	26.4	ADR	33	-28.7	30.7	54	-23.3	-	-	-	-	131	144	V
2	* 7.6	34.13	PK-U	35.7	-22	47.83	-	-	74	-26.17	-	-	183	166	H
	* 7.6	23.65	ADR	35.7	-22	37.35	54	-16.65	-	-	-	-	183	166	H
5	* 7.6	33.55	PK-U	35.7	-22	47.25	-	-	74	-26.75	-	-	215	166	V
	* 7.6	22.5	ADR	35.7	-22	36.2	54	-17.8	-	-	-	-	215	166	V
3	10.224	32.26	PK-U	37.5	-19.2	50.56	-	-	-	-	68.2	-17.64	190	179	H
6	13.663	33.07	PK-U	39.3	-17.8	54.57	-	-	-	-	68.2	-13.63	168	141	V

* - indicates frequency in CFR47 Pt 15 Restricted Band

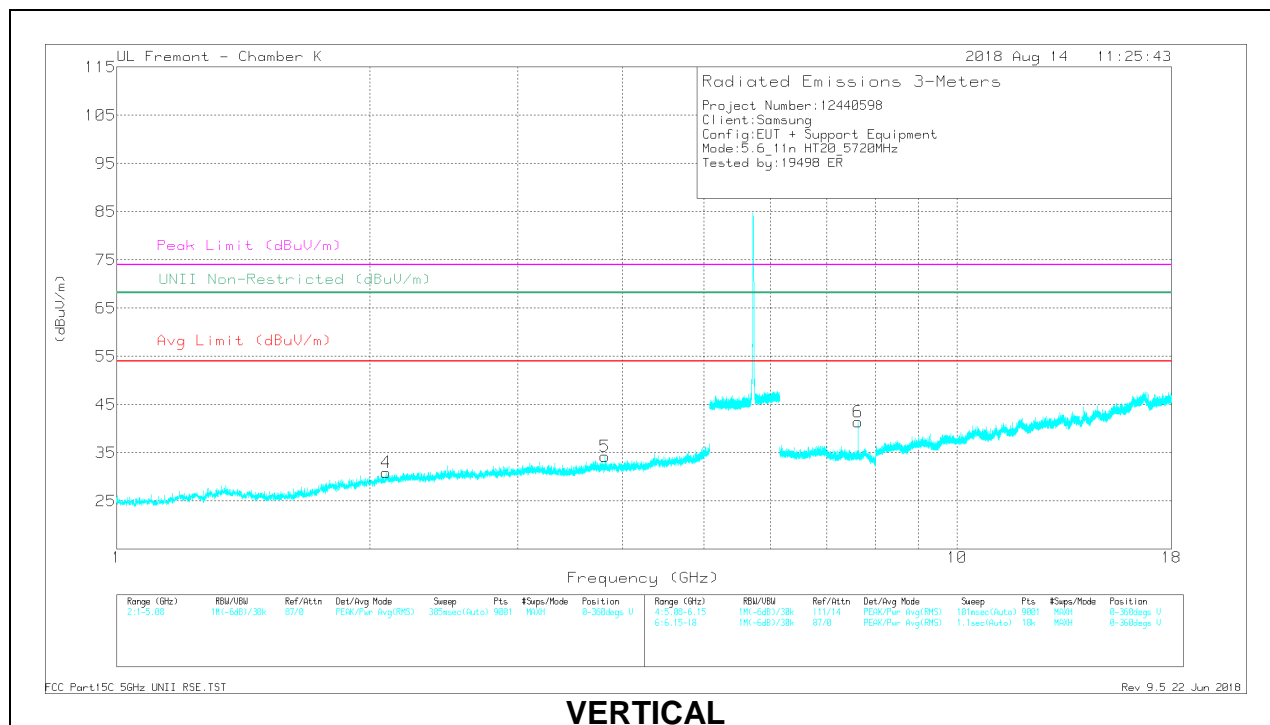
PK-U - U-NII: Maximum Peak

ADR - U-NII AD primary method, RMS average

CHANNEL 144 RESULTS



HORIZONTAL



VERTICAL

RADIATED EMISSIONS

Marker	Frequency (GHz)	Meter Reading (dBuV)	Det	AF T344 (dB/m)	Amp/Cbl/Filtr/Pad (dB)	Corrected Reading (dBuV/m)	Avg Limit (dBuV/m)	Margin (dB)	Peak Limit (dBuV/m)	PK Margin (dB)	UNII Non-Restricted (dBuV/m)	PK Margin (dB)	Azimuth (Degs)	Height (cm)	Polarity
1	3.166	37.61	PK-U	32.9	-33.2	37.31	-	-	-	-	68.2	-30.89	288	146	H
2	* 3.813	40.55	PK-U	33.4	-31.8	42.15	-	-	74	-31.85	-	-	240	131	H
	* 3.813	31.07	ADR	33.4	-31.8	32.67	54	-21.33	-	-	-	-	240	131	H
4	2.09	40.21	PK-U	31.5	-35.1	36.61	-	-	-	-	68.2	-31.59	171	139	V
5	* 3.814	38.34	PK-U	33.4	-31.8	39.94	-	-	74	-34.06	-	-	342	266	V
	* 3.813	29.23	ADR	33.4	-31.8	30.83	54	-23.17	-	-	-	-	342	266	V
3	* 7.627	36.33	PK-U	35.6	-26.3	45.63	-	-	74	-28.37	-	-	291	101	H
	* 7.627	31.25	ADR	35.6	-26.3	40.55	54	-13.45	-	-	-	-	291	101	H
6	* 7.627	35.28	PK-U	35.6	-26.3	44.58	-	-	74	-29.42	-	-	153	102	V
	* 7.627	29.14	ADR	35.6	-26.3	38.44	54	-15.56	-	-	-	-	153	102	V

* - indicates frequency in CFR47 Pt 15 Restricted Band

PK-U - U-NII: Maximum Peak

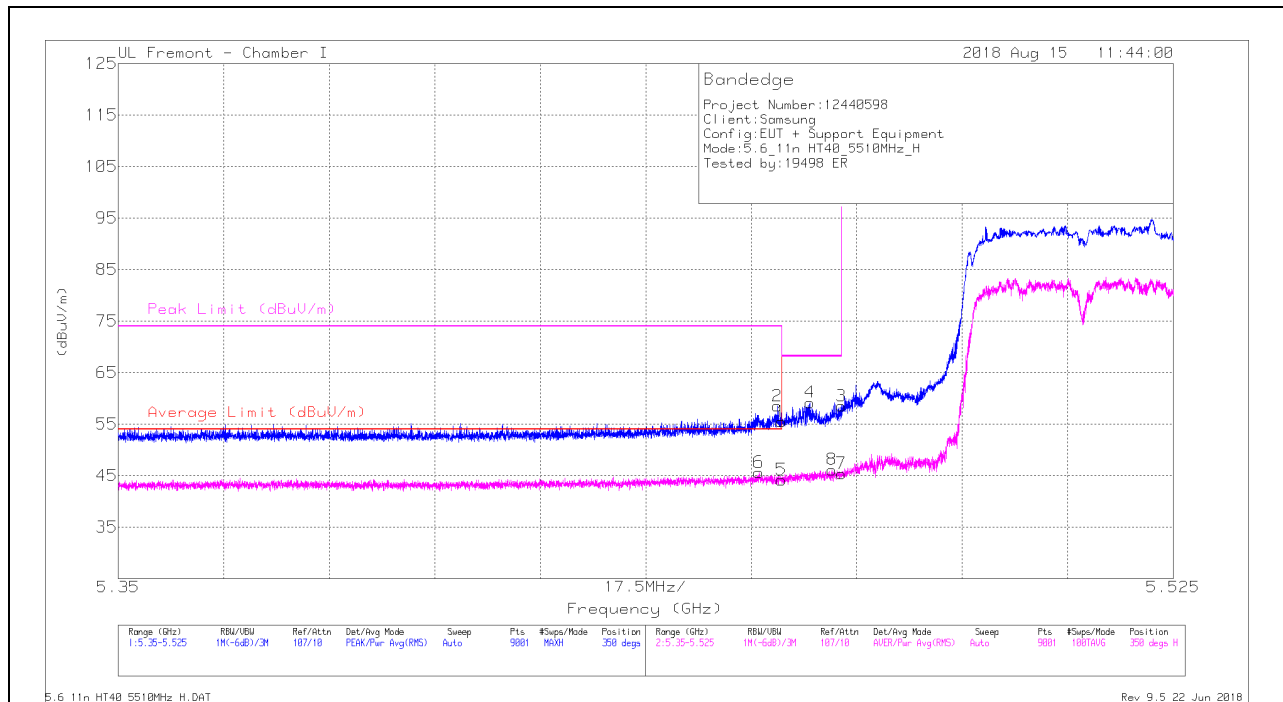
ADR - U-NII AD primary method, RMS average

10.1.11. TX ABOVE 1 GHz 802.11n HT40 MODE IN THE 5.6 GHz BAND

1TX Antenna 1 MODE

BANDEDGE (LOW CHANNEL)

HORIZONTAL RESULT



Trace Markers

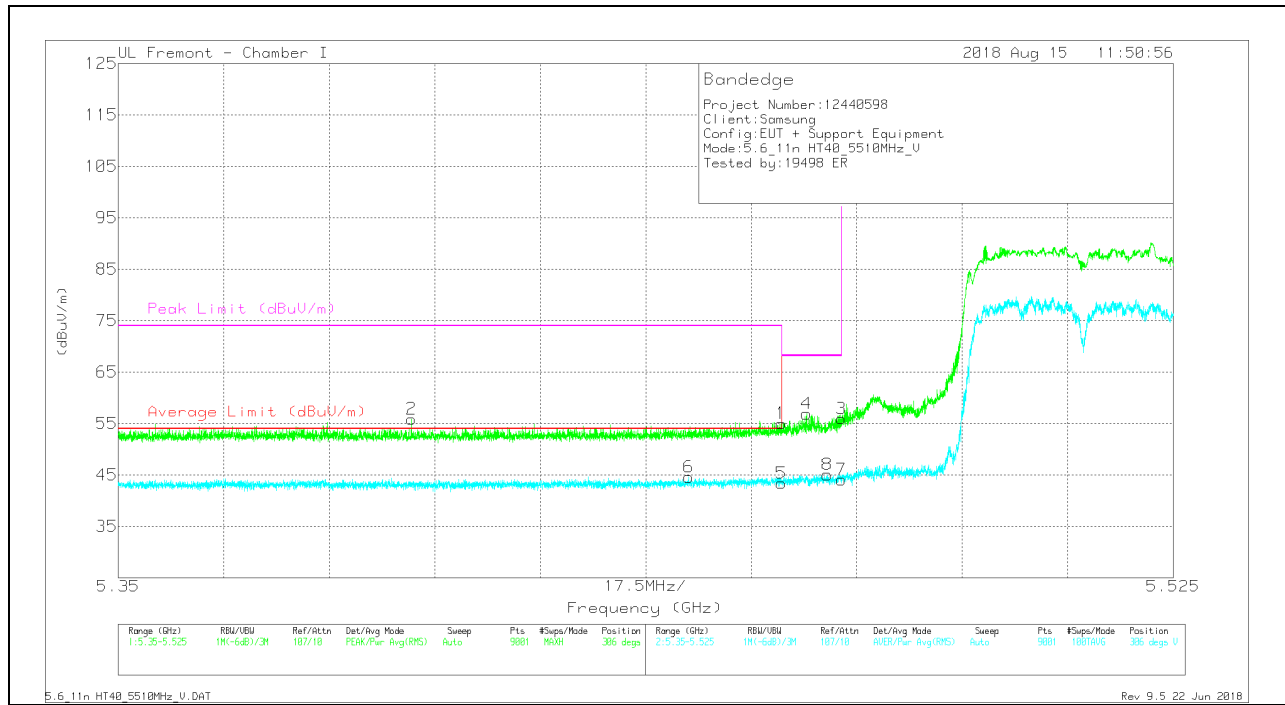
Marker	Frequency (GHz)	Meter Reading (dBuV)	Det	AF T862 (dB/m)	Amp/Cb/Ftr/Pad (dB)	DC Corr (dB)	Corrected Reading (dBuV/m)	Average Limit (dBuV/m)	Margin (dB)	Peak Limit (dBuV/m)	PK Margin (dB)	Azimuth (Degs)	Height (cm)	Polarity
1	* 5.46	38.76	Pk	34.6	-17.9	0	55.46	-	-	74	-18.54	350	111	H
2	* 5.459	41.83	Pk	34.6	-17.9	0	58.53	-	-	74	-15.47	350	111	H
3	5.47	41.81	Pk	34.6	-17.9	0	58.51	-	-	68.2	-9.69	350	111	H
4	5.465	42.71	Pk	34.5	-18	0	59.21	-	-	68.2	-8.99	350	111	H
5	* 5.46	26.41	RMS	34.6	-17.9	.17	43.28	54	-10.72	-	-	350	111	H
6	* 5.456	27.86	RMS	34.6	-17.9	.17	44.73	54	-9.27	-	-	350	111	H
7	5.47	27.59	RMS	34.6	-17.9	.17	44.46	-	-	-	-	350	111	H
8	5.468	28.47	RMS	34.6	-18	.17	45.24	-	-	-	-	350	111	H

* - indicates frequency in CFR47 Pt 15 Restricted Band

Pk - Peak detector

RMS - RMS detection

VERTICAL RESULT



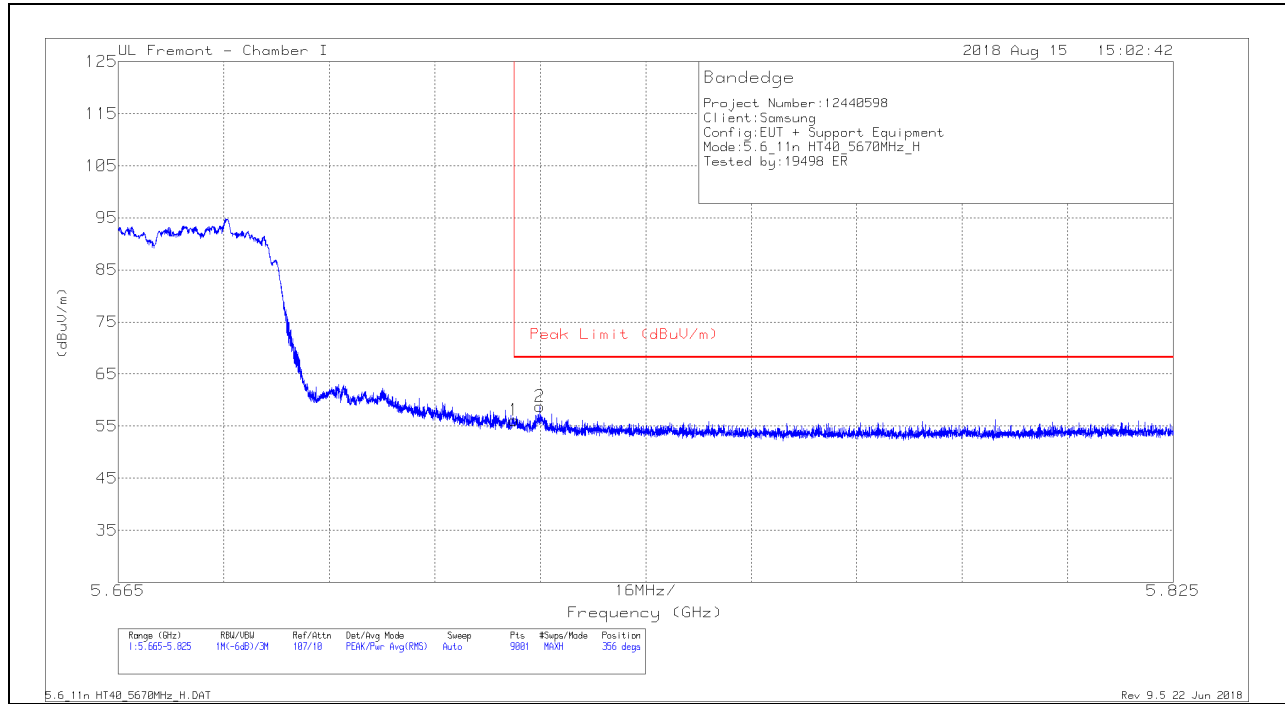
Trace Markers

Marker	Frequency (GHz)	Meter Reading (dBuV)	Det	AF T862 (dB/m)	Amp/Cb/Filtr/Pad (dB)	DC Corr (dB)	Corrected Reading (dBuV/m)	Average Limit (dBuV/m)	Margin (dB)	Peak Limit (dBuV/m)	PK Margin (dB)	Azimuth (Degs)	Height (cm)	Polarity
1	* 5.46	38.33	Pk	34.6	-17.9	0	55.03	-	-	74	-18.97	306	389	V
2	* 5.399	39.5	Pk	34.5	-18.1	0	55.9	-	-	74	-18.1	306	389	V
3	5.47	39.26	Pk	34.6	-17.9	0	55.96	-	-	68.2	-12.24	306	389	V
4	5.464	40.32	Pk	34.6	-18	0	56.92	-	-	68.2	-11.28	306	389	V
5	* 5.46	25.6	RMS	34.6	-17.9	-17	42.47	54	-11.53	-	-	306	389	V
6	* 5.445	26.9	RMS	34.6	-18	-17	43.67	54	-10.33	-	-	306	389	V
7	5.47	26.31	RMS	34.6	-17.9	-17	43.18	-	-	-	-	306	389	V
8	5.468	27.38	RMS	34.6	-18	-17	44.15	-	-	-	-	306	389	V

* - indicates frequency in CFR47 Pt 15 Restricted Band
 Pk - Peak detector
 RMS - RMS detection

BANDEDGE (HIGH CHANNEL)

HORIZONTAL RESULT

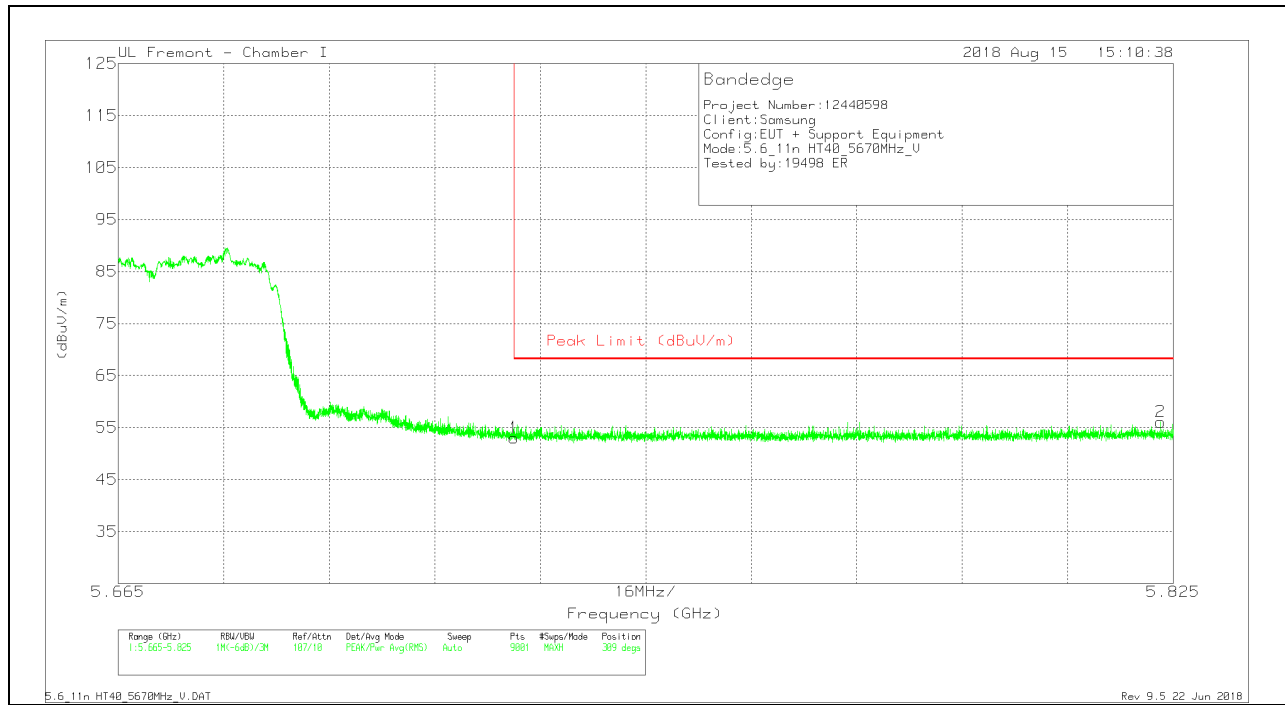


Trace Markers

Marker	Frequency (GHz)	Meter Reading (dBuV)	Det	AF T862 (dB/m)	Amp/Cbl/Filtr/Pad (dB)	DC Corr (dB)	Corrected Reading (dBuV/m)	Peak Limit (dBuV/m)	PK Margin (dB)	Azimuth (Degs)	Height (cm)	Polarity
1	5.725	39.66	Pk	35	-18.5	0	56.16	68.2	-12.04	356	122	H
2	5.729	42.18	Pk	35	-18.4	0	58.78	68.2	-9.42	356	122	H

Pk - Peak detector

VERTICAL RESULT



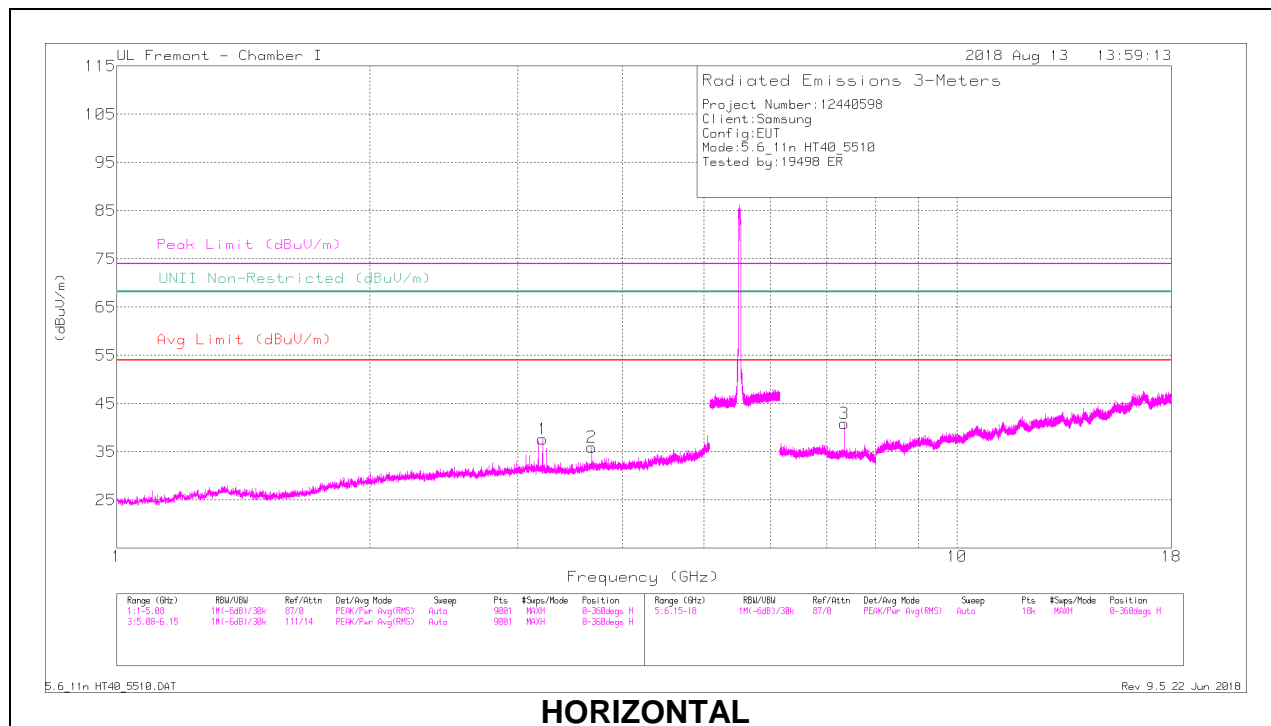
Trace Markers

Marker	Frequency (GHz)	Meter Reading (dBuV)	Det	AFT862 (dB/m)	Amp/Cbl/Filtr/Pad (dB)	DC Corr (dB)	Corrected Reading (dBuV/m)	Peak Limit (dBuV/m)	PK Margin (dB)	Azimuth (Degs)	Height (cm)	Polarity
1	5.725	36.5	Pk	35	-18.5	0	53	68.2	-15.2	309	376	V
2	5.823	38.68	Pk	35.3	-17.9	0	56.08	68.2	-12.12	309	376	V

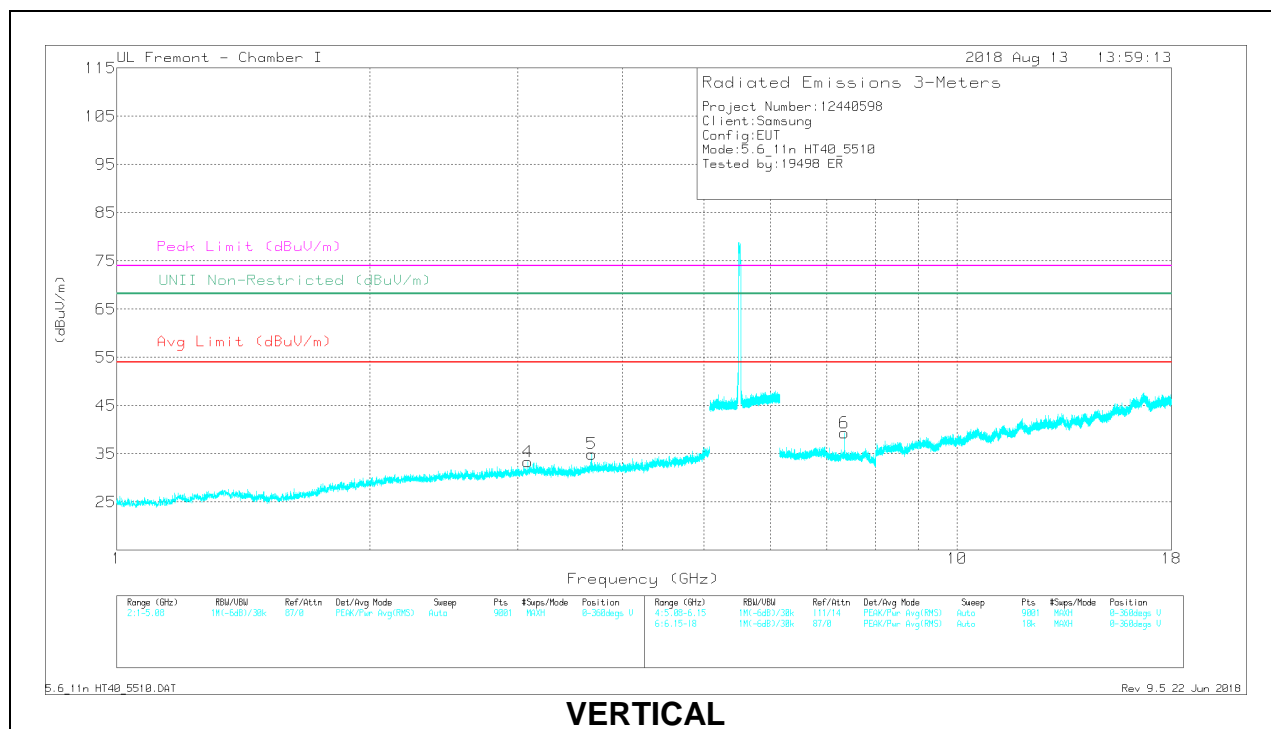
Pk - Peak detector

HARMONICS AND SPURIOUS EMISSIONS

LOW CHANNEL RESULTS



HORIZONTAL



VERTICAL

RADIATED EMISSIONS

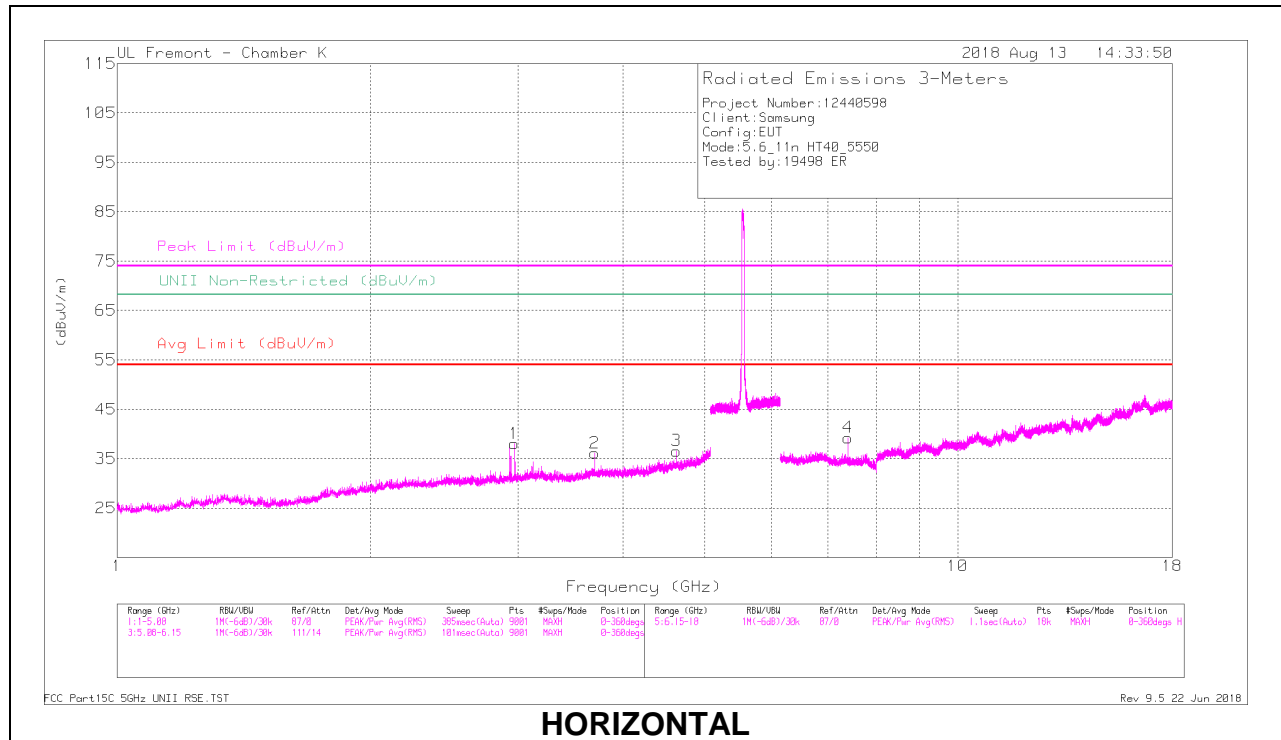
Marker	Frequency (GHz)	Meter Reading (dBuV)	Det	AF T344 (dB/m)	Amp/Cbl/Ftr/Pad (dB)	DC Corr (dB)	Corrected Reading (dBuV/m)	Avg Limit (dBuV/m)	Margin (dB)	Peak Limit (dBuV/m)	PK Margin (dB)	UNII Non-Restricted (dBuV/m)	PK Margin (dB)	Azimuth (Degs)	Height (cm)	Polarity
1	3.213	37.83	PK-U	32.9	-33	0	37.73	-	-	-	-	68.2	-30.47	138	141	H
2	* 3.673	41.04	PK-U	33	-32.3	0	41.74	-	-	74	-32.26	-	-	268	127	H
	* 3.673	33.61	ADR	33	-32.3	.17	34.48	54	-19.52	-	-	-	-	268	127	H
4	3.085	38.93	PK-U	32.9	-33.9	0	37.93	-	-	-	-	68.2	-30.27	64	170	V
5	* 3.673	40.44	PK-U	33	-32.3	0	41.14	-	-	74	-32.86	-	-	139	328	V
	* 3.673	31.5	ADR	33	-32.3	.17	32.37	54	-21.63	-	-	-	-	139	328	V
3	* 7.345	32.37	PK-U	35.5	-26.1	0	41.77	-	-	74	-32.23	-	-	210	205	H
	* 7.347	24.04	ADR	35.5	-26	.17	33.71	54	-20.29	-	-	-	-	210	205	H
6	* 7.347	34.91	PK-U	35.5	-26	0	44.41	-	-	74	-29.59	-	-	340	103	V
	* 7.347	26.79	ADR	35.5	-26	.17	36.46	54	-17.54	-	-	-	-	340	103	V

* - indicates frequency in CFR47 Pt 15 Restricted Band

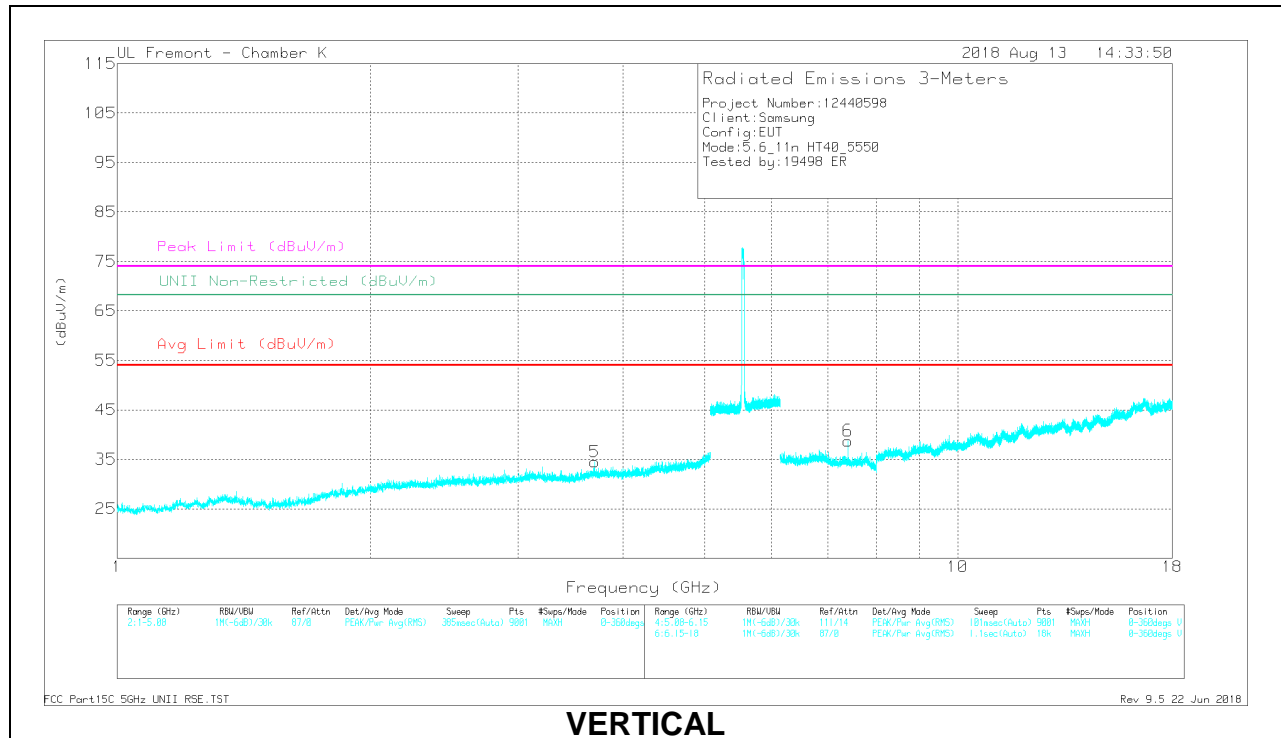
PK-U - U-NII: Maximum Peak

ADR - U-NII AD primary method, RMS average

MID CHANNEL RESULTS



HORIZONTAL



VERTICAL

RADIATED EMISSIONS

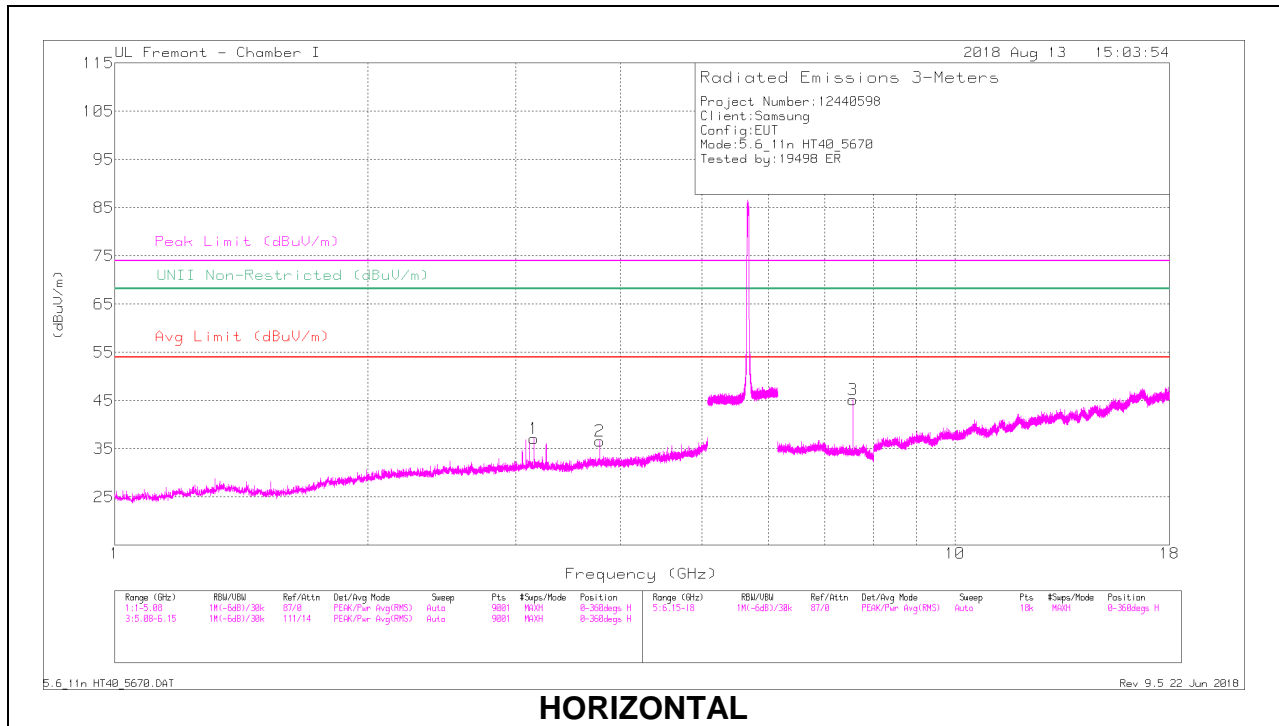
Marker	Frequency (GHz)	Meter Reading (dBuV)	Det	AF T344 (dB/m)	Amp/Cbl/Fitr/Pad (dB)	DC Corr (dB)	Corrected Reading (dBuV/m)	Avg Limit (dBuV/m)	Margin (dB)	Peak Limit (dBuV/m)	PK Margin (dB)	UNII Non-Restricted (dBuV/m)	PK Margin (dB)	Azimuth (Degs)	Height (cm)	Polarity
1	2.969	40.13	PK-U	32.7	-34	0	38.83	-	-	-	-	68.2	-29.37	286	183	H
2	* 3.7	39.55	PK-U	33.2	-31.9	0	40.85	-	-	74	-33.15	-	-	209	153	H
	* 3.7	29.92	ADR	33.2	-31.9	1.09	32.31	54	-21.69	-	-	-	-	209	153	H
3	* 4.625	40.09	PK-U	34.1	-30.6	0	43.59	-	-	74	-30.41	-	-	39	109	H
	* 4.625	30.59	ADR	34.1	-30.6	1.09	35.18	54	-18.82	-	-	-	-	39	109	H
5	* 3.7	38.29	PK-U	33.2	-31.9	0	39.59	-	-	74	-34.41	-	-	289	124	V
	* 3.7	31.12	ADR	33.2	-31.9	1.09	33.51	54	-20.49	-	-	-	-	289	124	V
4	* 7.4	35.1	PK-U	35.6	-26.5	0	44.2	-	-	74	-29.8	-	-	122	101	H
	* 7.4	28.5	ADR	35.6	-26.5	1.09	38.69	54	-15.31	-	-	-	-	122	101	H
6	* 7.4	32.43	PK-U	35.6	-26.5	0	41.53	-	-	74	-32.47	-	-	21	115	V
	* 7.4	25.14	ADR	35.6	-26.5	1.09	35.33	54	-18.67	-	-	-	-	21	115	V

* - indicates frequency in CFR47 Pt 15 Restricted Band

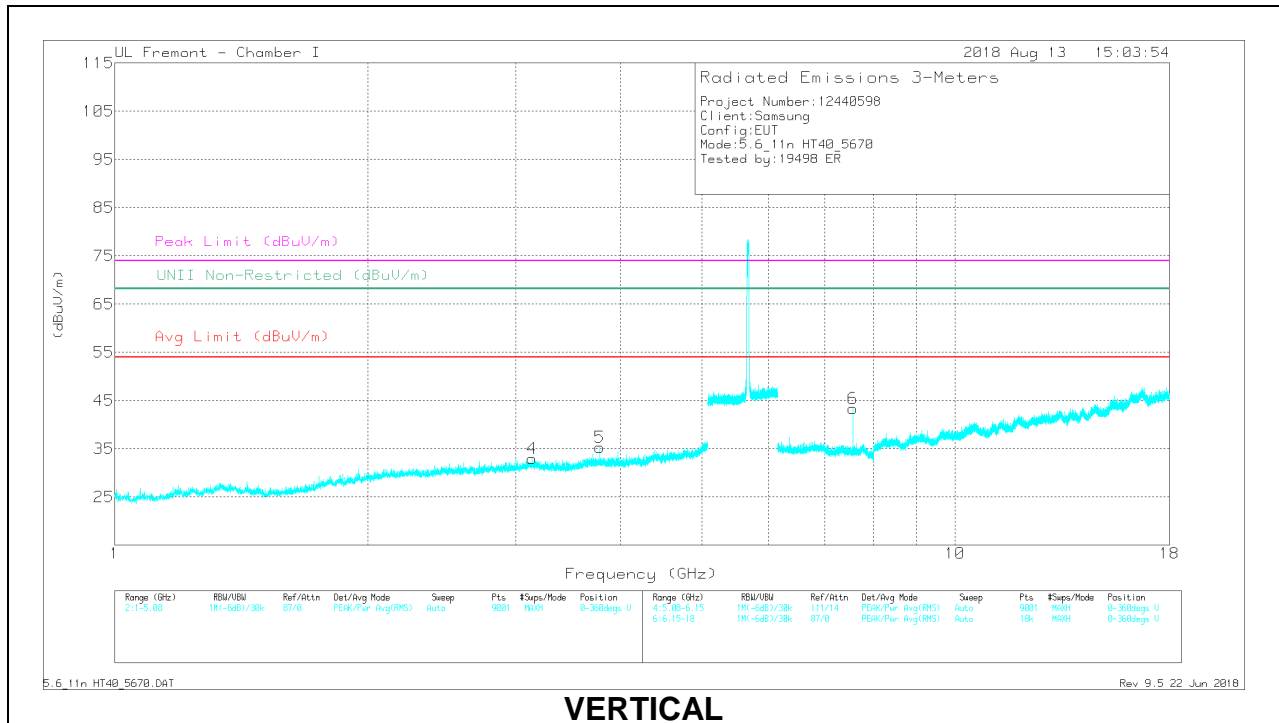
PK-U - U-NII: Maximum Peak

ADR - U-NII AD primary method, RMS average

HIGH CHANNEL RESULTS



HORIZONTAL



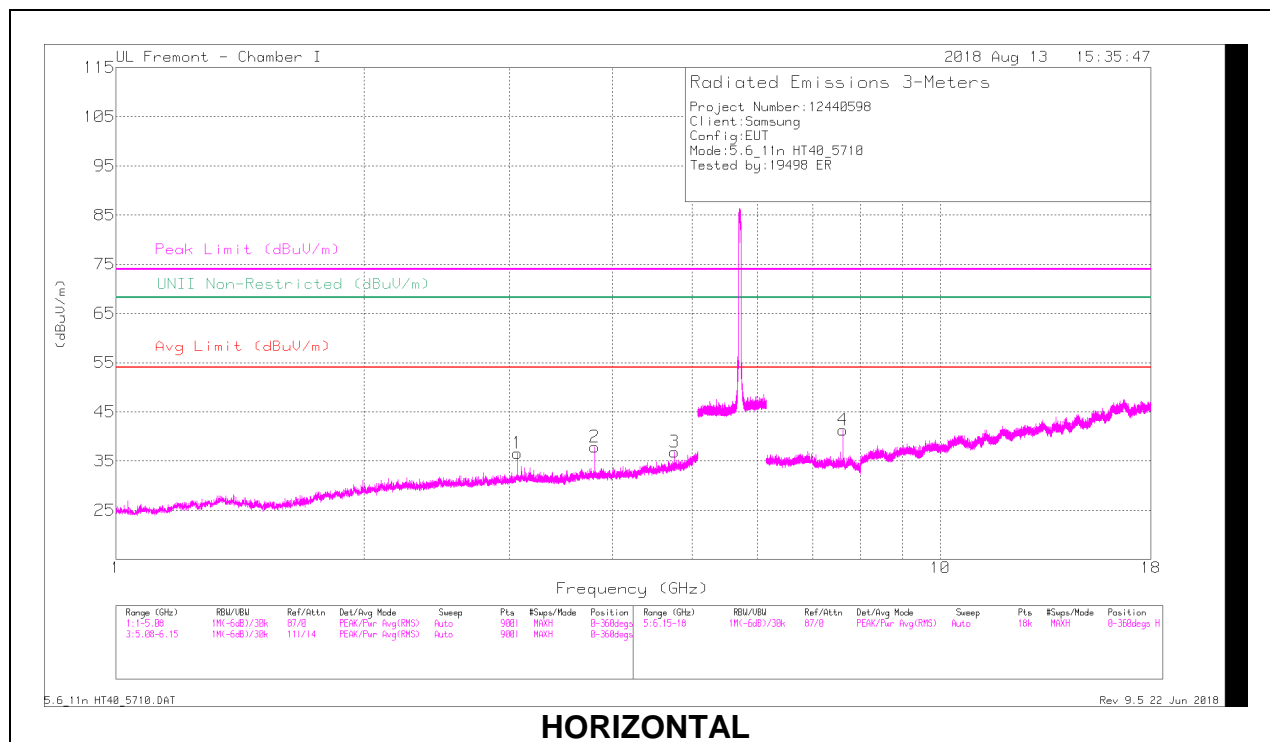
VERTICAL

RADIATED EMISSIONS

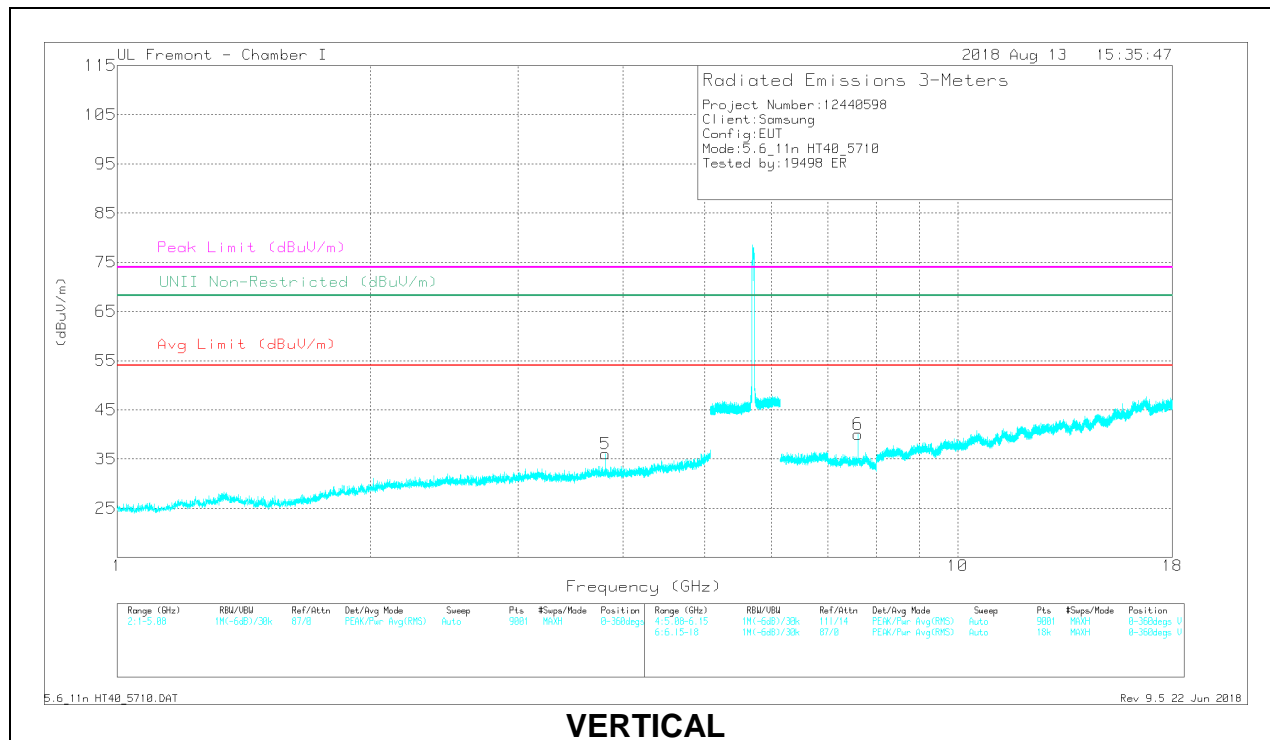
Marker	Frequency (GHz)	Meter Reading (dBuV)	Det	AF T344 (dB/m)	Amp/Cbl/Ftr/Pad (dB)	DC Corr (dB)	Corrected Reading (dBuV/m)	Avg Limit (dBuV/m)	Margin (dB)	Peak Limit (dBuV/m)	PK Margin (dB)	UNII Non-Restricted (dBuV/m)	PK Margin (dB)	Azimuth (Degs)	Height (cm)	Polarity
1	3.154	40.35	PK-U	32.9	-33.5	0	39.75	-	-	-	-	68.2	-28.45	99	146	H
2	* 3.78	39.8	PK-U	33.4	-31.9	0	41.3	-	-	74	-32.7	-	-	263	188	H
	* 3.78	30.55	ADR	33.4	-31.9	.17	32.22	54	-21.78	-	-	-	-	263	188	H
4	3.136	39.2	PK-U	32.9	-33.7	0	38.4	-	-	-	-	68.2	-29.8	204	124	V
5	* 3.78	41.14	PK-U	33.4	-31.9	0	42.64	-	-	74	-31.36	-	-	313	117	V
	* 3.78	32.71	ADR	33.4	-31.9	.17	34.38	54	-19.62	-	-	-	-	313	117	V
3	* 7.56	38.89	PK-U	35.6	-26.5	0	47.99	-	-	74	-26.01	-	-	113	107	H
	* 7.56	31.28	ADR	35.6	-26.5	.17	40.55	54	-13.45	-	-	-	-	113	107	H
6	* 7.56	37.11	PK-U	35.6	-26.5	0	46.21	-	-	74	-27.79	-	-	299	103	V
	* 7.56	29.77	ADR	35.6	-26.5	.17	39.04	54	-14.96	-	-	-	-	299	103	V

* - indicates frequency in CFR47 Pt 15 Restricted Band
 PK-U - U-NII: Maximum Peak
 ADR - U-NII AD primary method, RMS average

CHANNEL 142 RESULTS



HORIZONTAL



VERTICAL

RADIATED EMISSIONS

Marker	Frequency (GHz)	Meter Reading (dBuV)	Det	AF T344 (dB/m)	Amp/Cbl/Ftr/Pad (dB)	DC Corr (dB)	Corrected Reading (dBuV/m)	Avg Limit (dBuV/m)	Margin (dB)	Peak Limit (dBuV/m)	PK Margin (dB)	UNII Non-Restricted (dBuV/m)	PK Margin (dB)	Azimuth (Degs)	Height (cm)	Polarity
1	3.068	40.68	PK-U	32.9	-34.1	0	39.48	-	-	-	-	68.2	-28.72	315	146	H
2	* 3.807	42.13	PK-U	33.4	-31.8	0	43.73	-	-	74	-30.27	-	-	52	101	H
	* 3.807	34.48	ADR	33.4	-31.8	.17	36.25	54	-17.75	-	-	-	-	52	101	H
3	* 4.758	39.78	PK-U	34.1	-30.1	0	43.78	-	-	74	-30.22	-	-	51	110	H
	* 4.758	30.28	ADR	34.1	-30.1	.17	34.45	54	-19.55	-	-	-	-	51	110	H
5	* 3.807	39.78	PK-U	33.4	-31.8	0	41.38	-	-	74	-32.62	-	-	311	112	V
	* 3.807	32.45	ADR	33.4	-31.8	.17	34.22	54	-19.78	-	-	-	-	311	112	V
4	* 7.613	36.27	PK-U	35.6	-26.4	0	45.47	-	-	74	-28.53	-	-	113	132	H
	* 7.613	28.49	ADR	35.6	-26.4	.17	37.86	54	-16.14	-	-	-	-	113	132	H
6	* 7.613	35.1	PK-U	35.6	-26.4	0	44.3	-	-	74	-29.7	-	-	304	107	V
	* 7.613	26.72	ADR	35.6	-26.4	.17	36.09	54	-17.91	-	-	-	-	304	107	V

* - indicates frequency in CFR47 Pt 15 Restricted Band

PK-U - U-NII: Maximum Peak

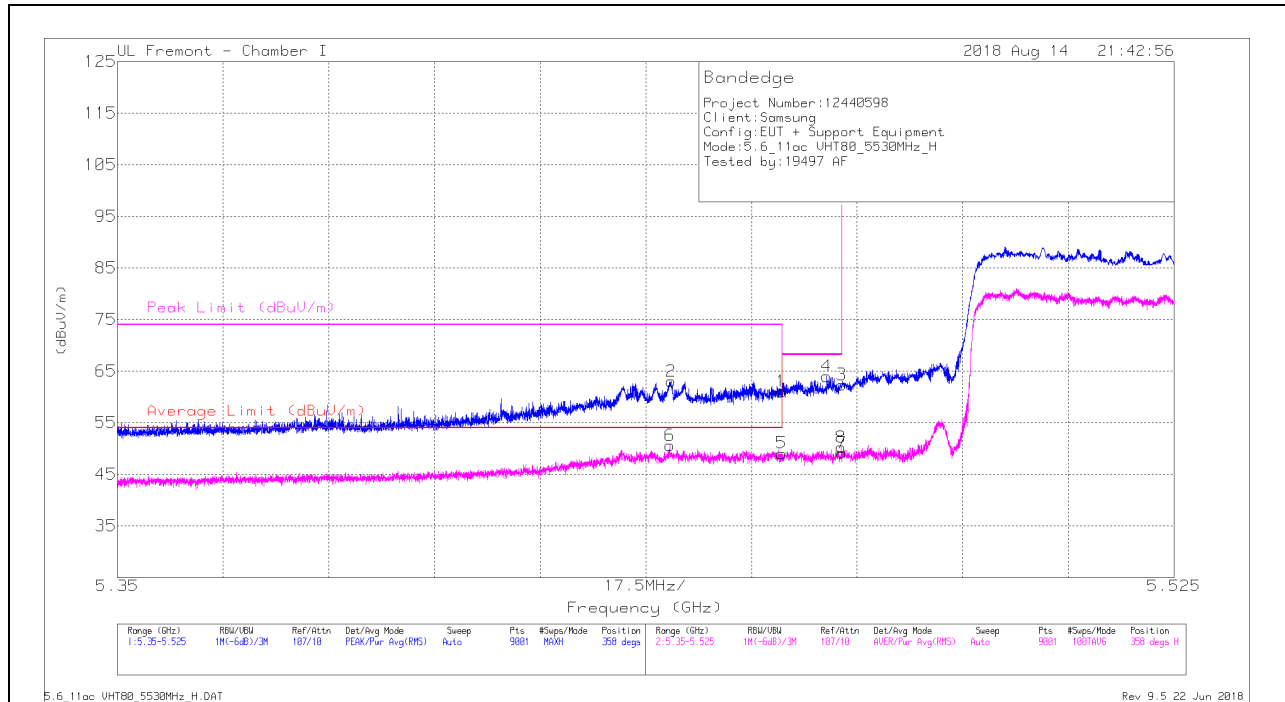
ADR - U-NII AD primary method, RMS average

10.1.12. TX ABOVE 1 GHz 802.11ac VHT80 MODE IN THE 5.6 GHz BAND

1TX Antenna 1 MODE

BANDEDGE (LOW CHANNEL)

HORIZONTAL RESULT



Trace Markers

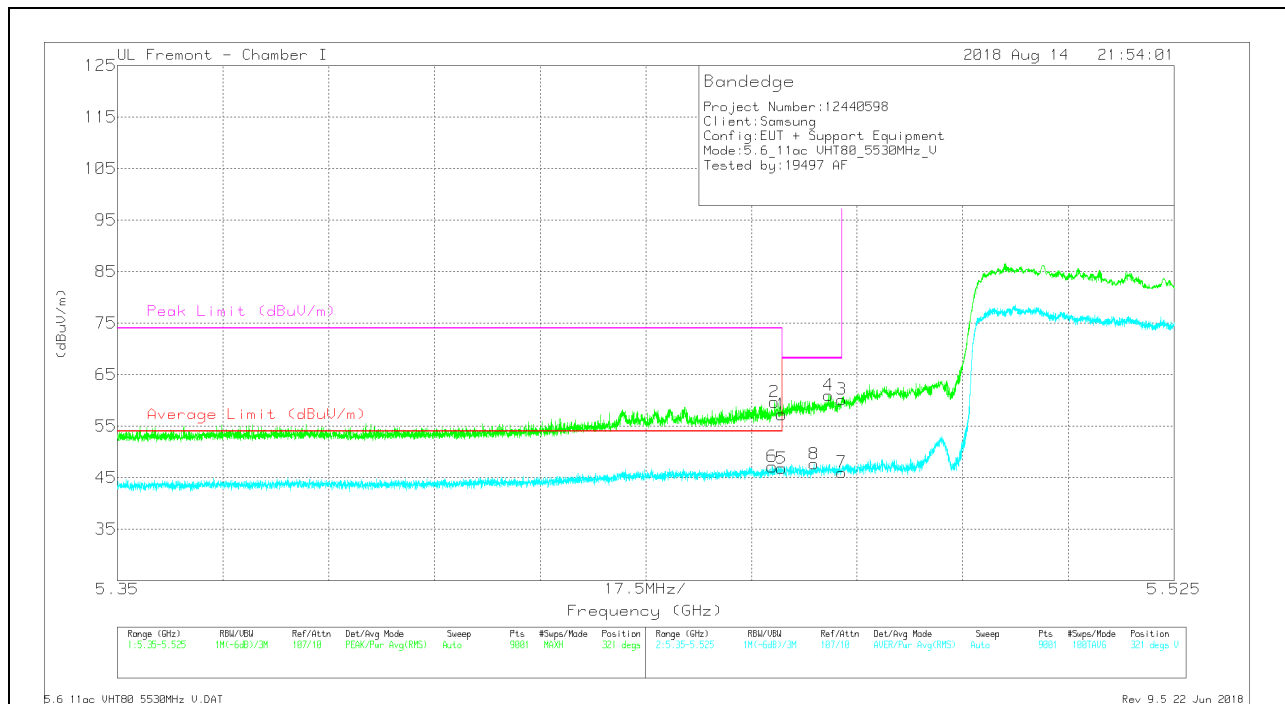
Marker	Frequency (GHz)	Meter Reading (dBuV)	Det	AF T862 (dB/m)	Amp/Cbi/Filtr/Pad (dB)	DC Corr (dB)	Corrected Reading (dBuV/m)	Average Limit (dBuV/m)	Margin (dB)	Peak Limit (dBuV/m)	PK Margin (dB)	Azimuth (Degs)	Height (cm)	Polarity
1	* 5.46	44.35	Pk	34.6	-17.9	0	61.05	-	-	74	-12.95	358	105	H
2	* 5.442	46.42	Pk	34.6	-18	0	63.02	-	-	74	-10.98	358	105	H
3	5.47	45.64	Pk	34.6	-17.9	0	62.34	-	-	68.2	-5.86	358	105	H
4	5.467	47.39	Pk	34.6	-18	0	63.99	-	-	68.2	-4.21	358	105	H
5	* 5.46	30.97	RMS	34.6	-17.9	.33	48	54	-6	-	-	358	105	H
6	* 5.441	32.6	RMS	34.6	-18	.33	49.53	54	-4.47	-	-	358	105	H
7	5.47	31.03	RMS	34.6	-17.9	.33	48.06	-	-	-	-	358	105	H
8	5.47	32.24	RMS	34.6	-18	.33	49.17	-	-	-	-	358	105	H

* - indicates frequency in CFR47 Pt 15 Restricted Band

Pk - Peak detector

RMS - RMS detection

VERTICAL RESULT



Trace Markers

Marker	Frequency (GHz)	Meter Reading (dBuV)	Det	AFT862 (dB/m)	Amp/Cbi/Fitr/Pad (dB)	DC Corr (dB)	Corrected Reading (dBuV/m)	Average Limit (dBuV/m)	Margin (dB)	Peak Limit (dBuV/m)	PK Margin (dB)	Azimuth (Degs)	Height (cm)	Polarity
1	* 5.46	40.58	Pk	34.6	-17.9	0	57.28	-	-	74	-16.72	321	390	V
2	* 5.459	43.01	Pk	34.6	-17.9	0	59.71	-	-	74	-14.29	321	390	V
3	5.47	43.48	Pk	34.6	-17.9	0	60.18	-	-	68.2	-8.02	321	390	V
4	5.468	44.39	Pk	34.6	-18	0	60.99	-	-	68.2	-7.21	321	390	V
5	* 5.46	28.72	RMS	34.6	-17.9	.33	45.75	54	-8.25	-	-	321	390	V
6	* 5.458	29.05	RMS	34.6	-17.9	.33	46.08	54	-7.92	-	-	321	390	V
7	5.47	27.92	RMS	34.6	-17.9	.33	44.95	-	-	-	-	321	390	V
8	5.465	29.75	RMS	34.5	-18	.33	46.58	-	-	-	-	321	390	V

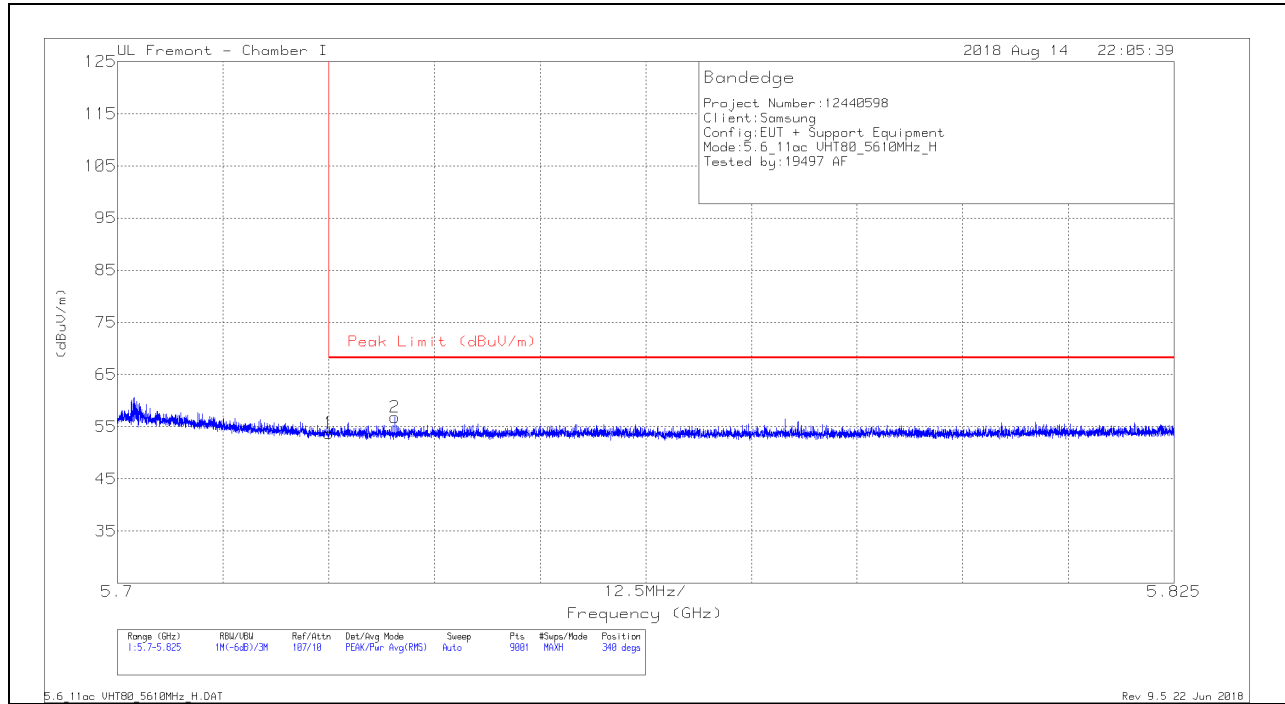
* - indicates frequency in CFR47 Pt 15 Restricted Band

Pk - Peak detector

RMS - RMS detection

BANDEDGE (HIGH CHANNEL)

HORIZONTAL RESULT

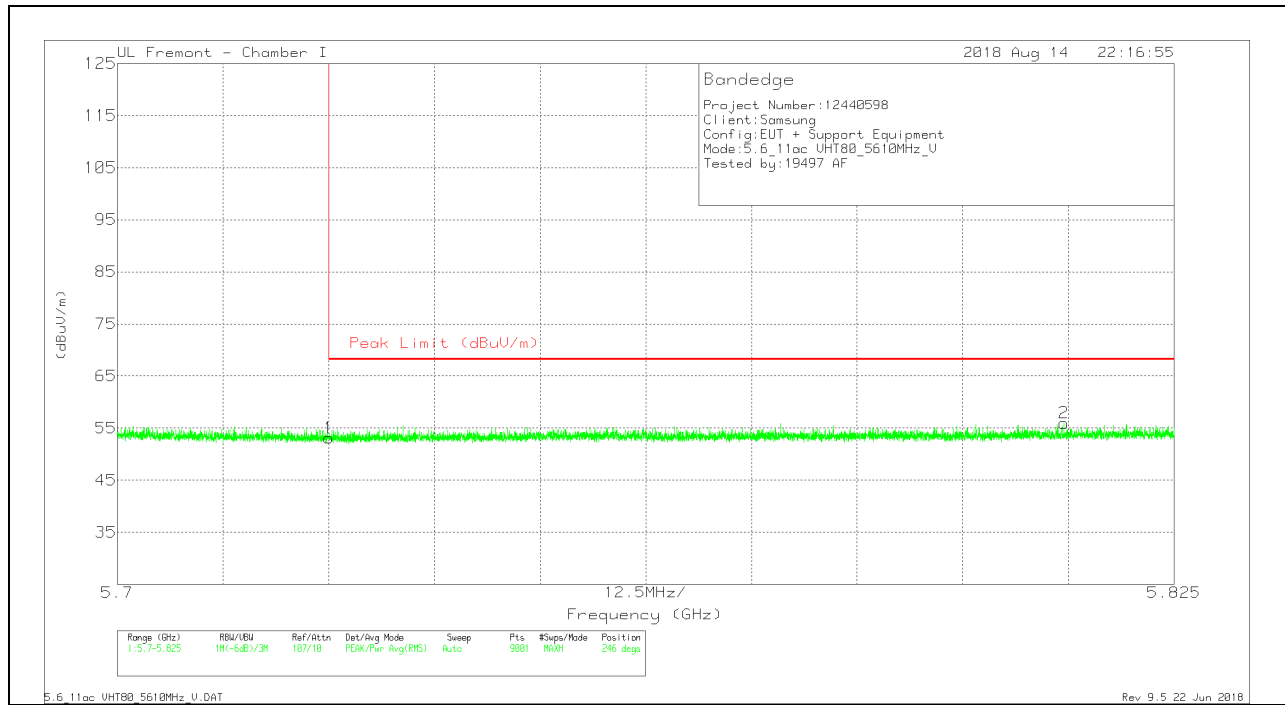


Trace Markers

Marker	Frequency (GHz)	Meter Reading (dBuV)	Det	AF T862 (dB/m)	Amp/Cbl/Filtr/Pad (dB)	DC Corr (dB)	Corrected Reading (dBuV/m)	Peak Limit (dBuV/m)	PK Margin (dB)	Azimuth (Degs)	Height (cm)	Polarity
1	5.725	37.24	Pk	35	-18.5	0	53.74	68.2	-14.46	340	210	H
2	5.733	40.11	Pk	35.1	-18.4	0	56.81	68.2	-11.39	340	210	H

Pk - Peak detector

VERTICAL RESULT



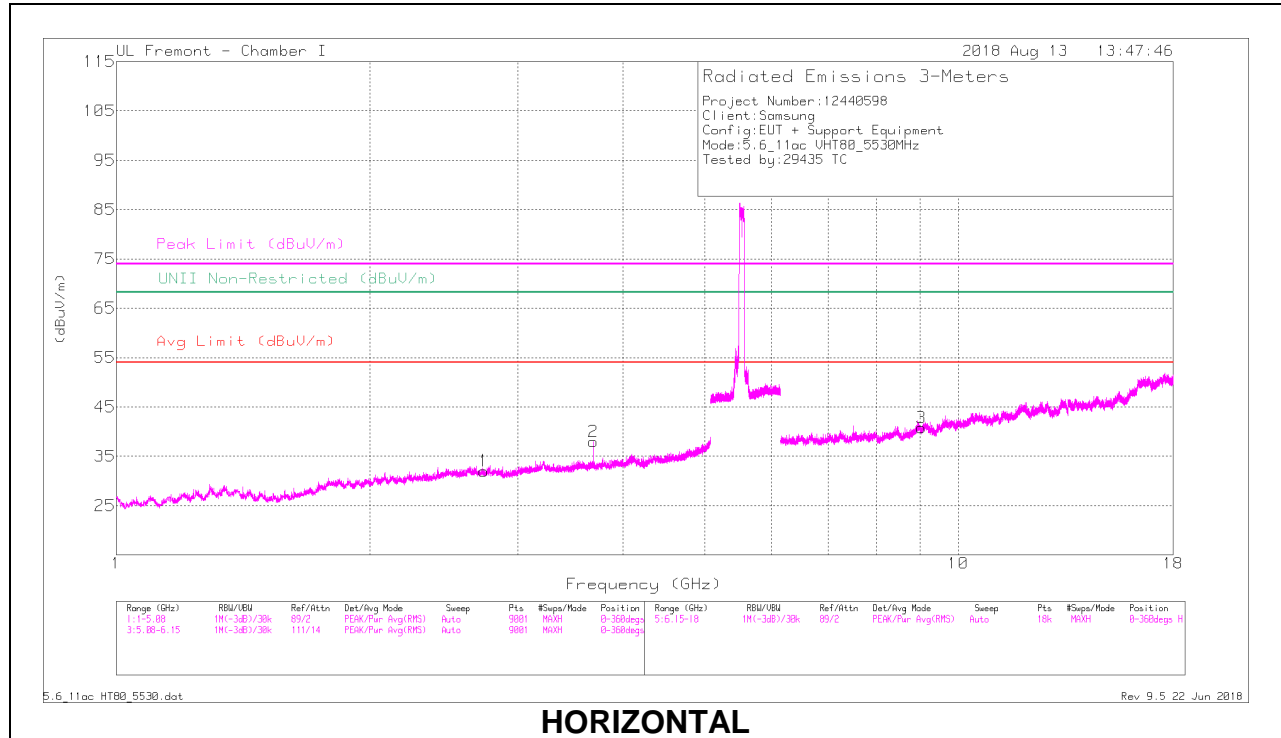
Trace Markers

Marker	Frequency (GHz)	Meter Reading (dBuV)	Det	AFT862 (dB/m)	Amp/Cbl/Filtr/Pad (dB)	DC Corr (dB)	Corrected Reading (dBuV/m)	Peak Limit (dBuV/m)	PK Margin (dB)	Azimuth (Degs)	Height (cm)	Polarity
1	5.725	36.6	Pk	35	-18.5	0	53.1	68.2	-15.1	246	382	V
2	5.812	38.65	Pk	35.2	-17.9	0	55.95	68.2	-12.25	246	382	V

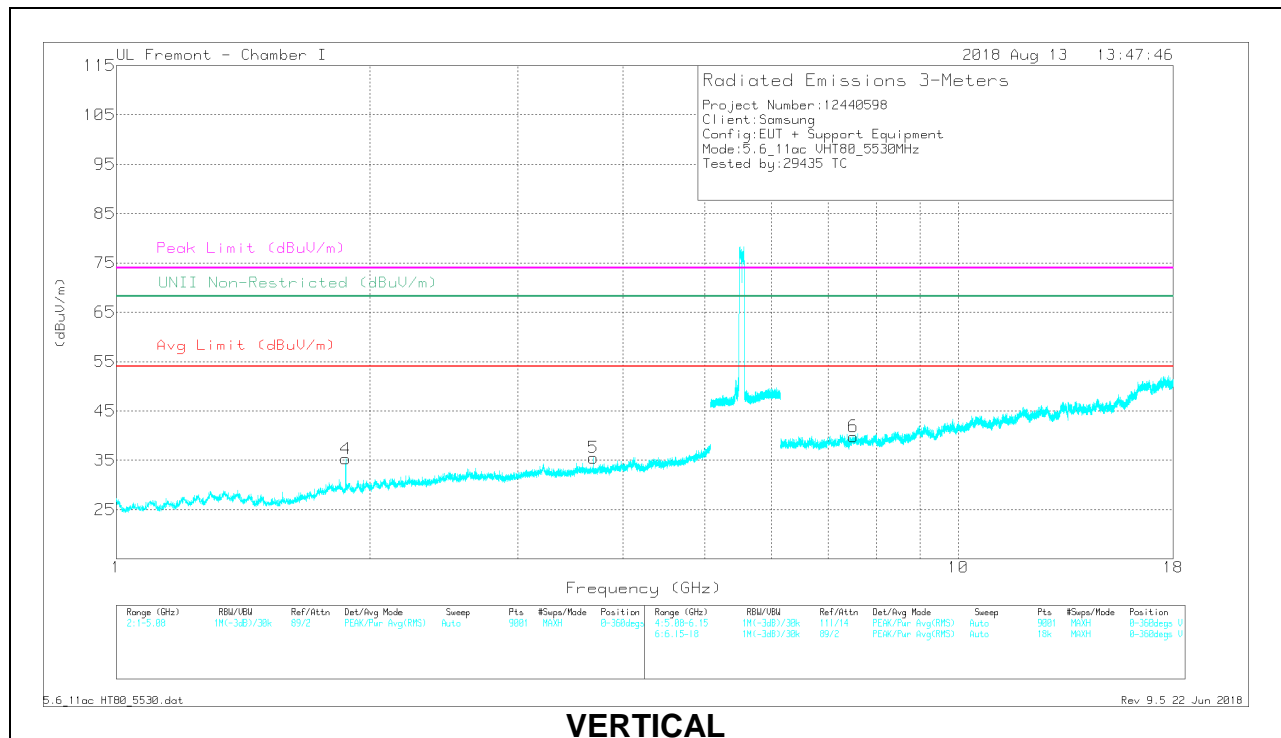
Pk - Peak detector

HARMONICS AND SPURIOUS EMISSIONS

LOW CHANNEL RESULTS



HORIZONTAL



VERTICAL

RADIATED EMISSIONS

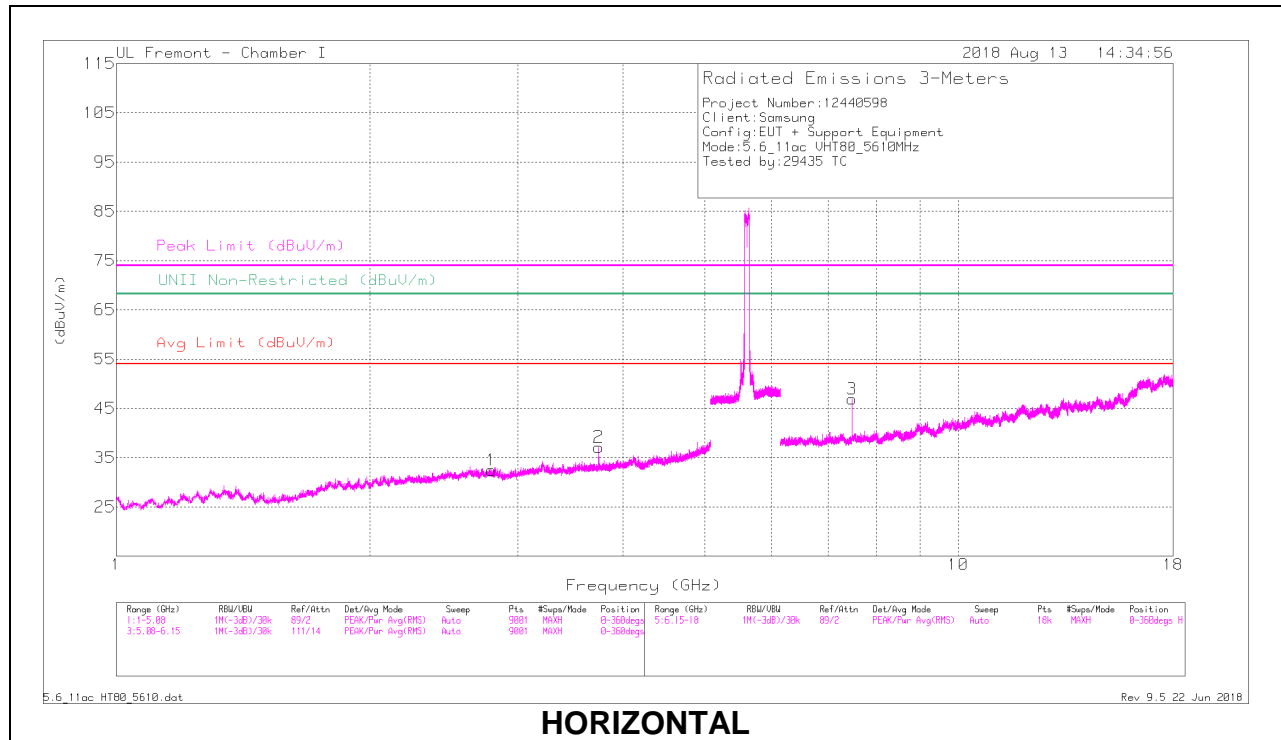
Marker	Frequency (GHz)	Meter Reading (dBuV)	Det	AF T862 (dB/m)	Amp/Cbl/Ftr/Pad (dB)	DC Corr (dB)	Corrected Reading (dBuV/m)	Avg Limit (dBuV/m)	Margin (dB)	Peak Limit (dBuV/m)	PK Margin (dB)	UNII Non-Restricted (dBuV/m)	PK Margin (dB)	Azimuth (Degs)	Height (cm)	Polarity
1	* 2.73	38.69	PK-U	32.3	-31	0	39.99	-	-	74	-34.01	-	-	97	289	H
	* 2.73	28.65	ADR	32.3	-31	-33	30.28	54	-23.72	-	-	-	-	97	289	H
2	* 3.687	39.94	PK-U	32.9	-29.4	0	43.44	-	-	74	-30.56	-	-	305	105	H
	* 3.687	31.97	ADR	32.9	-29.4	-33	35.8	54	-18.2	-	-	-	-	305	105	H
4	1.874	39.3	PK-U	30.8	-32.6	0	37.5	-	-	-	-	68.2	-30.7	154	100	V
	* 3.687	39.33	PK-U	32.9	-29.4	0	42.83	-	-	74	-31.17	-	-	345	117	V
	* 3.687	29.81	ADR	32.9	-29.4	-33	33.64	54	-20.36	-	-	-	-	345	117	V
3	* 9.037	31.36	PK-U	36.3	-18.6	0	49.06	-	-	74	-24.94	-	-	18	334	H
	* 9.037	20.62	ADR	36.3	-18.6	-33	38.65	54	-15.35	-	-	-	-	18	334	H
6	* 7.501	31.67	PK-U	35.5	-19.5	0	47.67	-	-	74	-26.33	-	-	107	340	V
	* 7.502	21.4	ADR	35.6	-19.5	-33	37.83	54	-16.17	-	-	-	-	107	340	V

* - indicates frequency in CFR47 Pt 15 Restricted Band

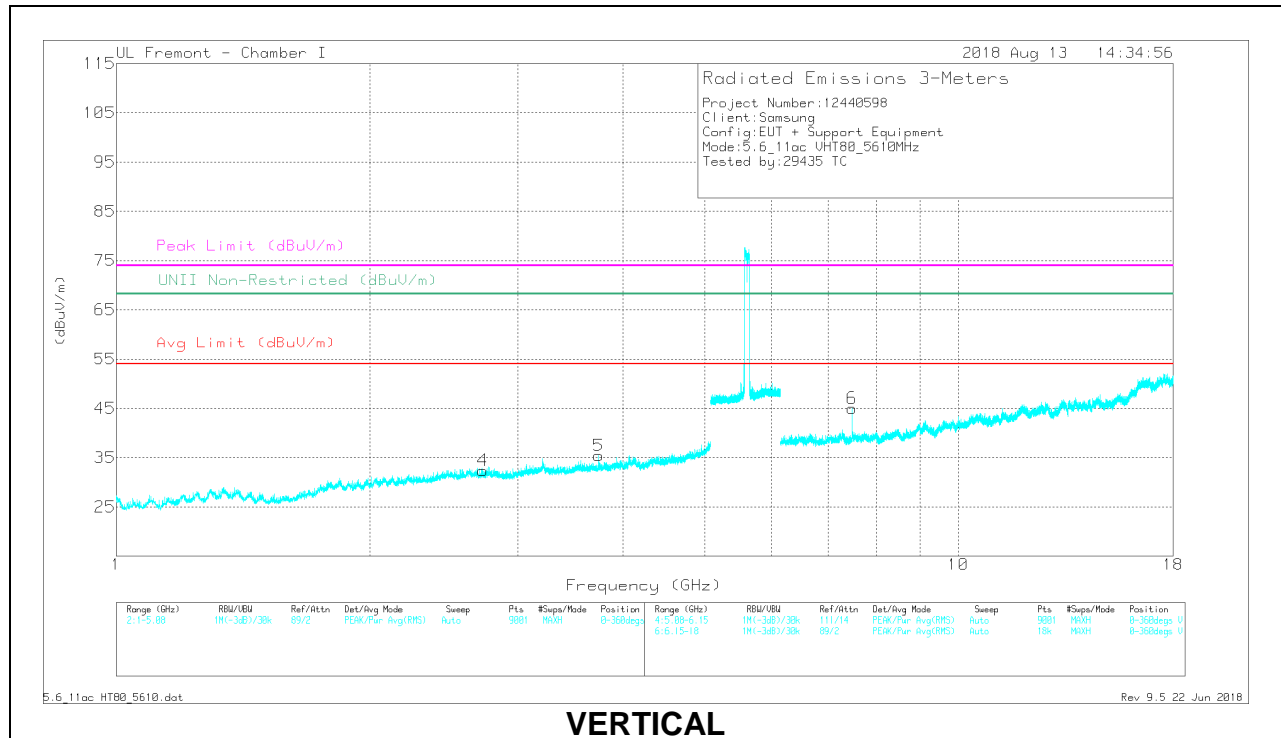
PK-U - U-NII: Maximum Peak

ADR - U-NII AD primary method, RMS average

HIGH CHANNEL RESULTS



HORIZONTAL



VERTICAL

RADIATED EMISSIONS

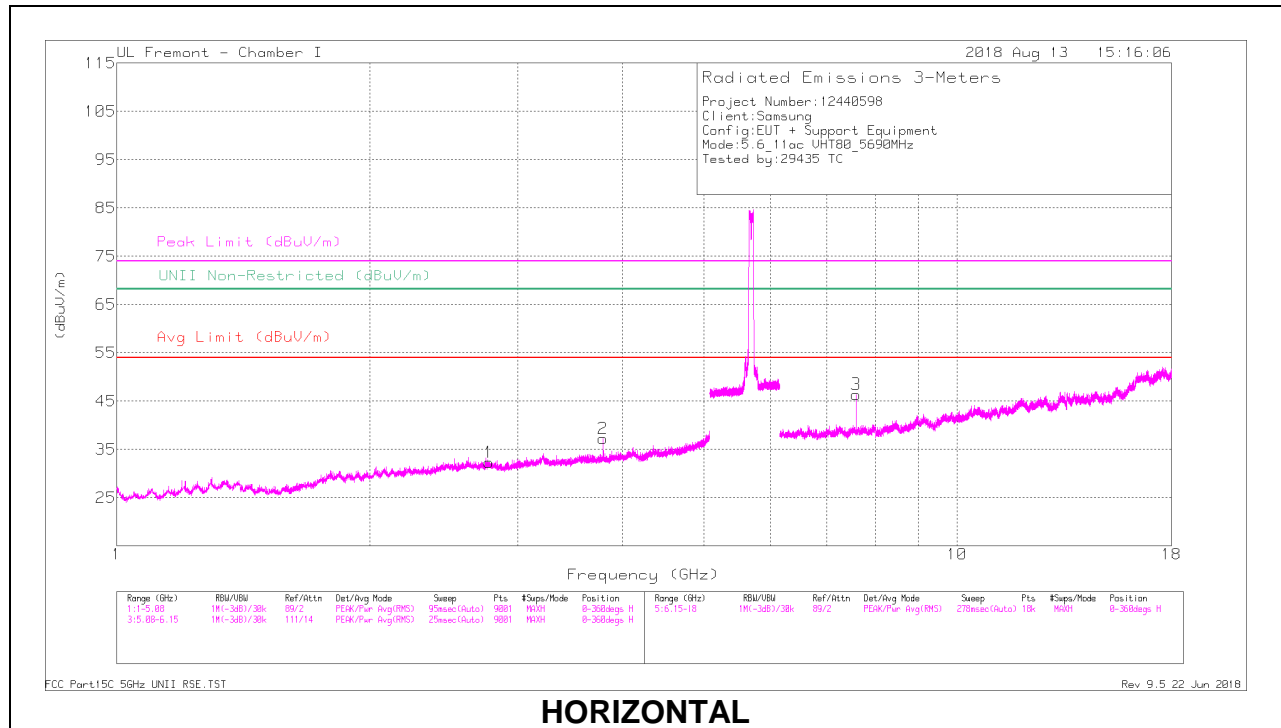
Marker	Frequency (GHz)	Meter Reading (dBuV)	Det	AF T862 (dB/m)	Amp/Cbl/Ftr/Pad (dB)	DC Corr (dB)	Corrected Reading (dBuV/m)	Avg Limit (dBuV/m)	Margin (dB)	Peak Limit (dBuV/m)	PK Margin (dB)	UNII Non-Restricted (dBuV/m)	PK Margin (dB)	Azimuth (Degs)	Height (cm)	Polarity
1	* 2.788	38.48	PK-U	32.3	-30.6	0	40.18	-	-	74	-33.82	-	-	134	133	H
	* 2.789	28.46	ADR	32.3	-30.6	.33	30.49	54	-23.51	-	-	-	-	134	133	H
2	* 3.74	39.28	PK-U	32.8	-29.1	0	42.98	-	-	74	-31.02	-	-	252	163	H
	* 3.74	29.87	ADR	32.8	-29.1	.33	33.9	54	-20.1	-	-	-	-	252	163	H
4	* 2.723	38.86	PK-U	32.4	-31.1	0	40.16	-	-	74	-33.84	-	-	105	169	V
	* 2.723	28.62	ADR	32.4	-31.1	.33	30.25	54	-23.75	-	-	-	-	105	169	V
5	* 3.74	39.38	PK-U	32.8	-29.1	0	43.08	-	-	74	-30.92	-	-	344	100	V
	* 3.74	30.75	ADR	32.8	-29.1	.33	34.78	54	-19.22	-	-	-	-	344	100	V
3	* 7.48	35.2	PK-U	35.6	-20.1	0	50.7	-	-	74	-23.3	-	-	152	148	H
	* 7.48	28.86	ADR	35.6	-20.1	.33	44.69	54	-9.31	-	-	-	-	152	148	H
6	* 7.48	35.38	PK-U	35.6	-20.1	0	50.88	-	-	74	-23.12	-	-	331	109	V
	* 7.48	28.56	ADR	35.6	-20.1	.33	44.39	54	-9.61	-	-	-	-	331	109	V

* - indicates frequency in CFR47 Pt 15 Restricted Band

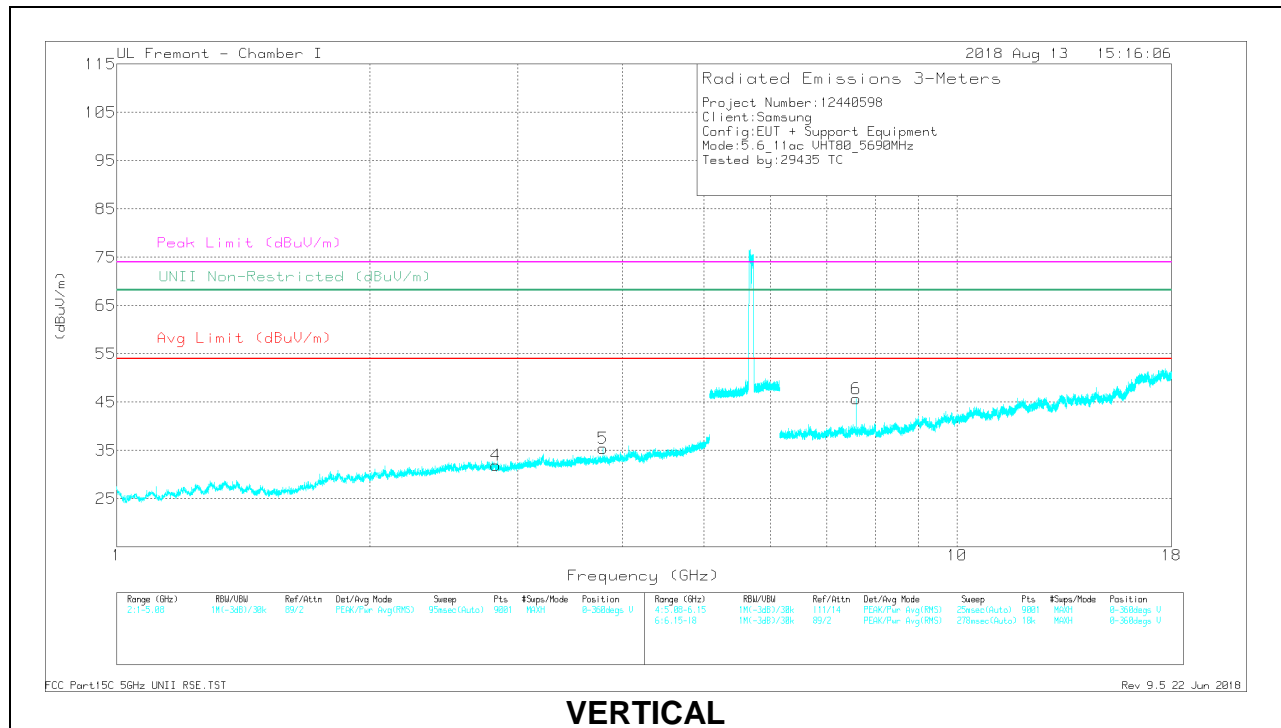
PK-U - U-NII: Maximum Peak

ADR - U-NII AD primary method, RMS average

CHANNEL 138 RESULTS



HORIZONTAL



VERTICAL

RADIATED EMISSIONS

Marker	Frequency (GHz)	Meter Reading (dBuV)	Det	AF T862 (dB/m)	Amp/Cbl/Ftr/Pad (dB)	DC Corr (dB)	Corrected Reading (dBuV/m)	Avg Limit (dBuV/m)	Margin (dB)	Peak Limit (dBuV/m)	PK Margin (dB)	UNII Non-Restricted (dBuV/m)	PK Margin (dB)	Azimuth (Degs)	Height (cm)	Polarity
1	* 2.775	38.94	PK-U	32.4	-30.7	0	40.64	-	-	74	-33.36	-	-	243	364	H
	* 2.774	28.61	ADR	32.4	-30.8	-33	30.54	54	-23.46	-	-	-	-	243	364	H
2	* 3.793	40.71	PK-U	33.1	-29.7	0	44.11	-	-	74	-29.89	-	-	230	104	H
	* 3.793	31.56	ADR	33.1	-29.7	-33	35.29	54	-18.71	-	-	-	-	230	104	H
4	* 2.824	38.79	PK-U	32.3	-31	0	40.09	-	-	74	-33.91	-	-	51	239	V
	* 2.826	28.72	ADR	32.3	-31	-33	30.35	54	-23.65	-	-	-	-	51	239	V
5	* 3.793	39.83	PK-U	33.1	-29.7	0	43.23	-	-	74	-30.77	-	-	253	100	V
	* 3.793	30.53	ADR	33.1	-29.7	-33	34.26	54	-19.74	-	-	-	-	253	100	V
3	* 7.587	35.97	PK-U	35.7	-20.6	0	51.07	-	-	74	-22.93	-	-	57	123	H
	* 7.587	27.99	ADR	35.7	-20.6	-33	43.42	54	-10.58	-	-	-	-	57	123	H
6	* 7.587	35.59	PK-U	35.7	-20.6	0	50.69	-	-	74	-23.31	-	-	243	108	V
	* 7.587	27.38	ADR	35.7	-20.6	-33	42.81	54	-11.19	-	-	-	-	243	108	V

* - indicates frequency in CFR47 Pt 15 Restricted Band

PK-U - U-NII: Maximum Peak

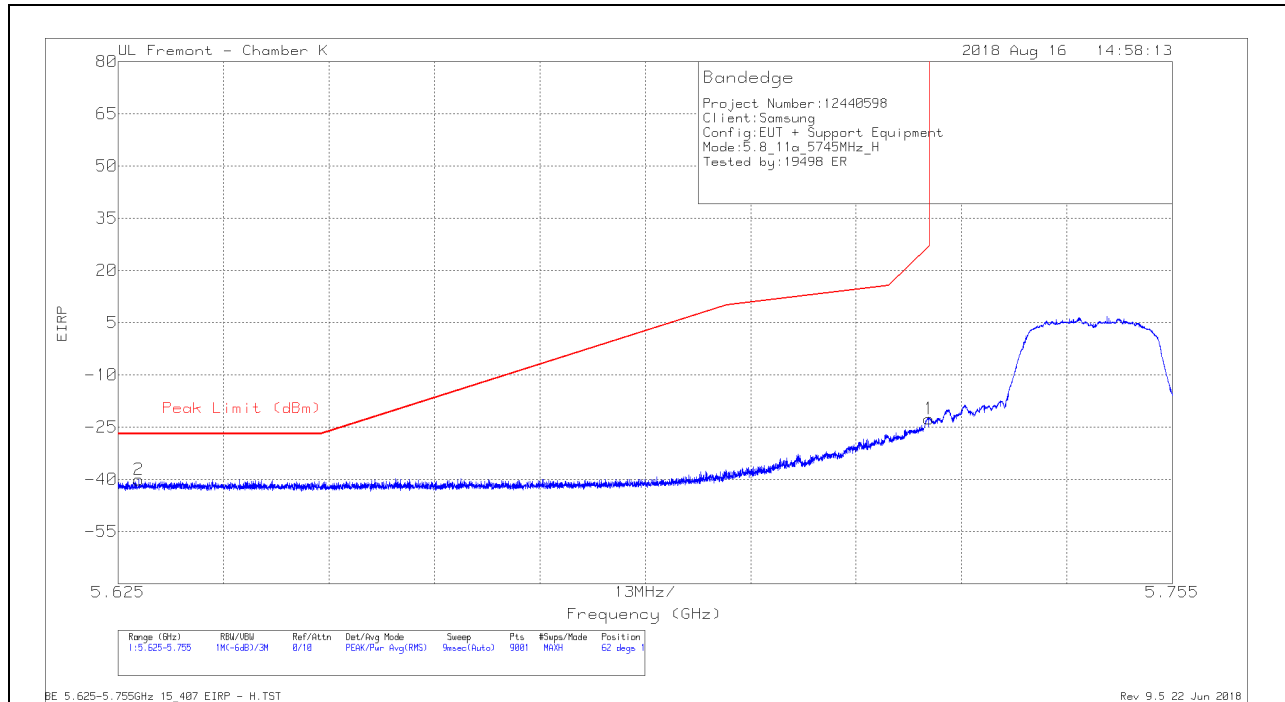
ADR - U-NII AD primary method, RMS average

10.1.13. TX ABOVE 1 GHz 802.11a MODE IN THE 5.8 GHz BAND

1TX Antenna 1 MODE

BANDEDGE (LOW CHANNEL)

HORIZONTAL RESULT

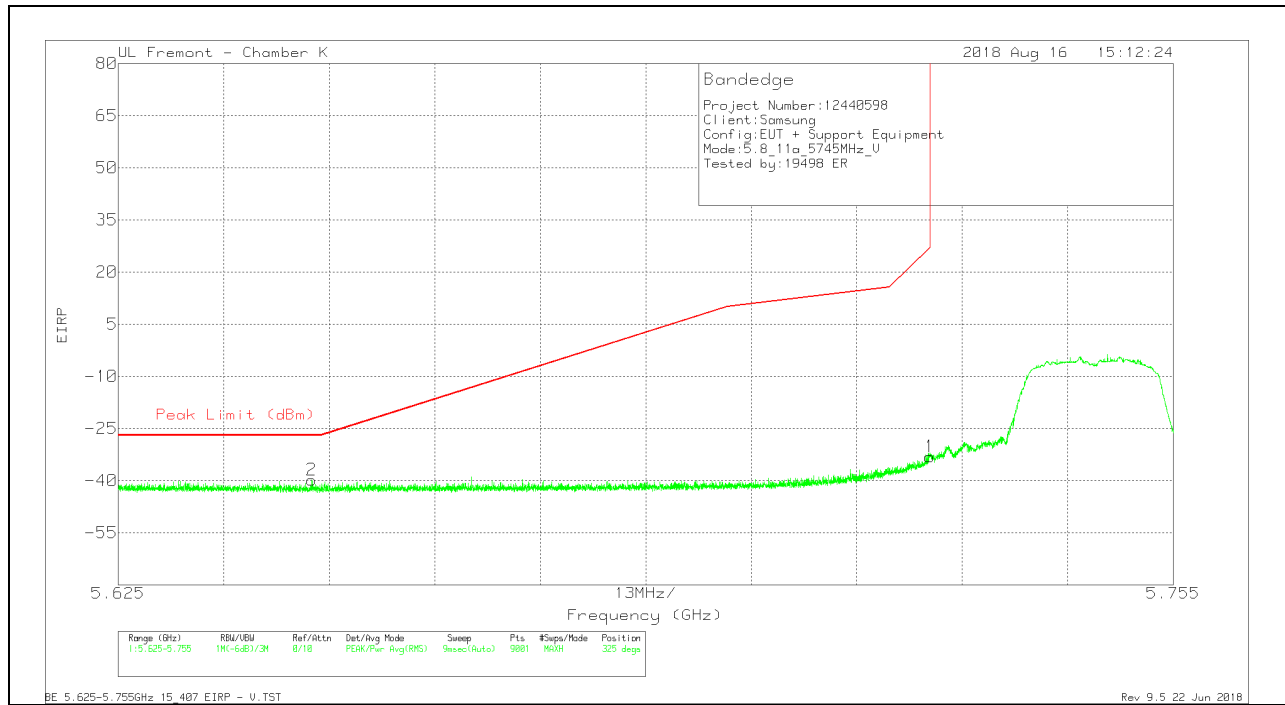


Trace Markers

Marker	Frequency (GHz)	Meter Reading (dBm)	Det	AF T344 (dB/m)	Amp/Cb1/Fitr/Pad (dB)	Conversion Factor (dB)	Corrected Reading EIRP	Peak Limit (dBm)	PK Margin (dB)	Azimuth (Degs)	Height (cm)	Polarity
1	5.725	-50.35	Pk	34.9	-19	11.8	-22.65	26.99	-49.64	62	143	H
2	5.628	-66.99	Pk	34.6	-19.5	11.8	-40.09	-27	-13.09	62	143	H

Pk - Peak detector

VERTICAL RESULT



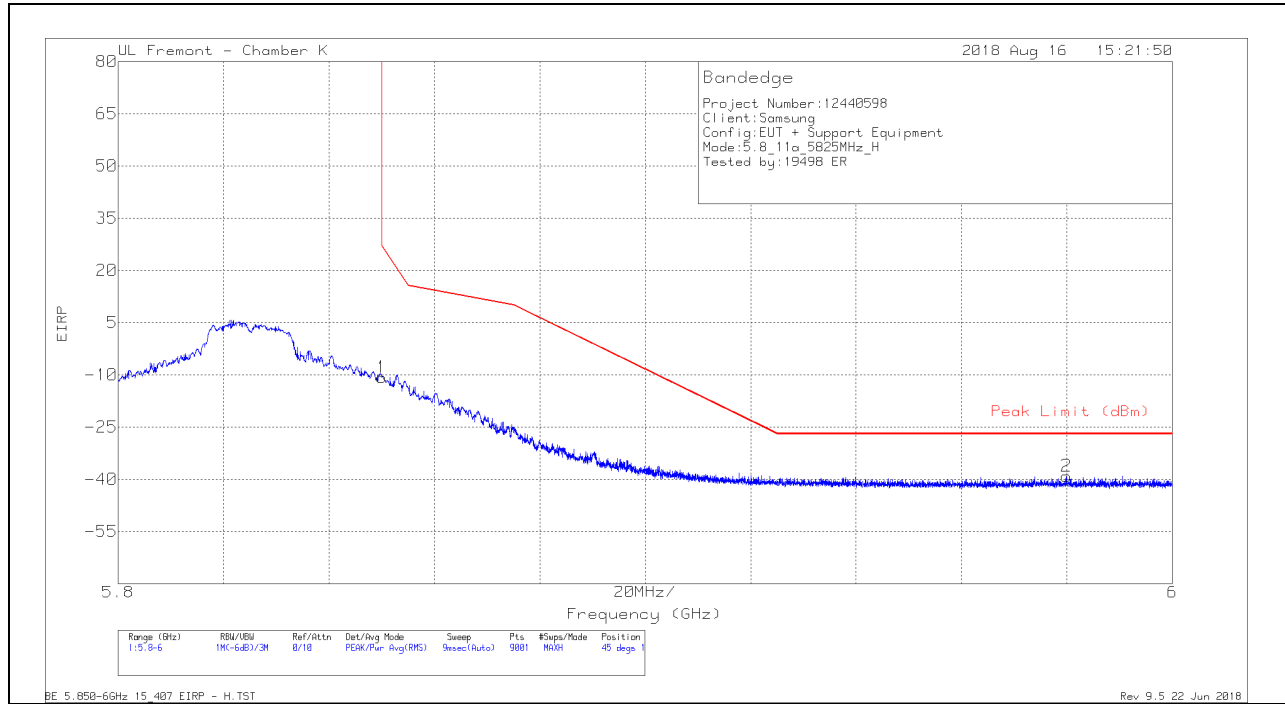
Trace Markers

Marker	Frequency (GHz)	Meter Reading (dBm)	Det	AF T344 (dB/m)	Amp/Cbl/Filtr/Pad (dB)	Conversion Factor (dB)	Corrected Reading EIRP	Peak Limit (dBm)	PK Margin (dB)	Azimuth (Degs)	Height (cm)	Polarity
1	5.725	-60.79	Pk	34.9	-19	11.8	-33.09	26.99	-60.08	325	146	V
2	5.649	-66.8	Pk	34.6	-19.4	11.8	-39.8	-27	-12.8	325	146	V

Pk - Peak detector

BANDEDGE (HIGH CHANNEL)

HORIZONTAL RESULT

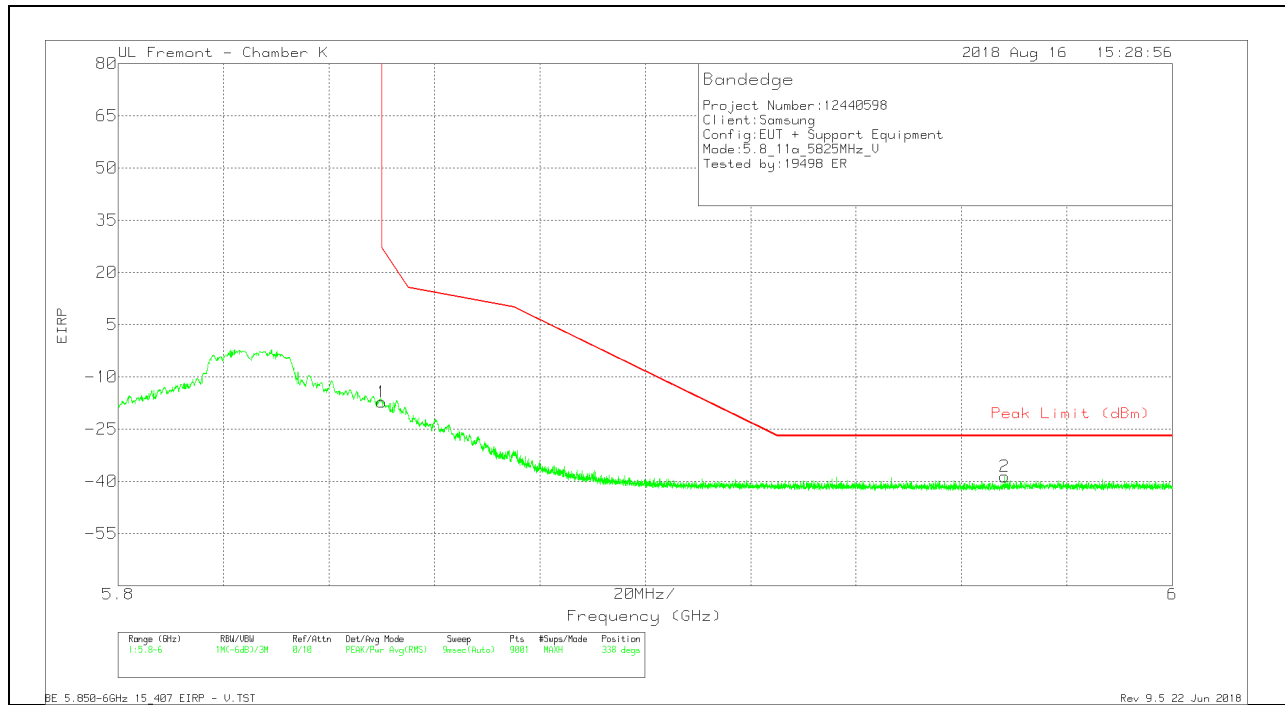


Trace Markers

Marker	Frequency (GHz)	Meter Reading (dBm)	Det	AF T344 (dB/m)	Amp/Cbl/Filtr/Pad (dB)	Conversion Factor (dB)	Corrected Reading EIRP	Peak Limit (dBm)	PK Margin (dB)	Azimuth (Degs)	Height (cm)	Polarity
1	5.85	-38.63	Pk	35	-18.9	11.8	-10.73	26.95	-37.68	45	154	H
2	5.98	-67.38	Pk	35.1	-18.6	11.8	-39.08	-27	-12.08	45	154	H

Pk - Peak detector

VERTICAL RESULT



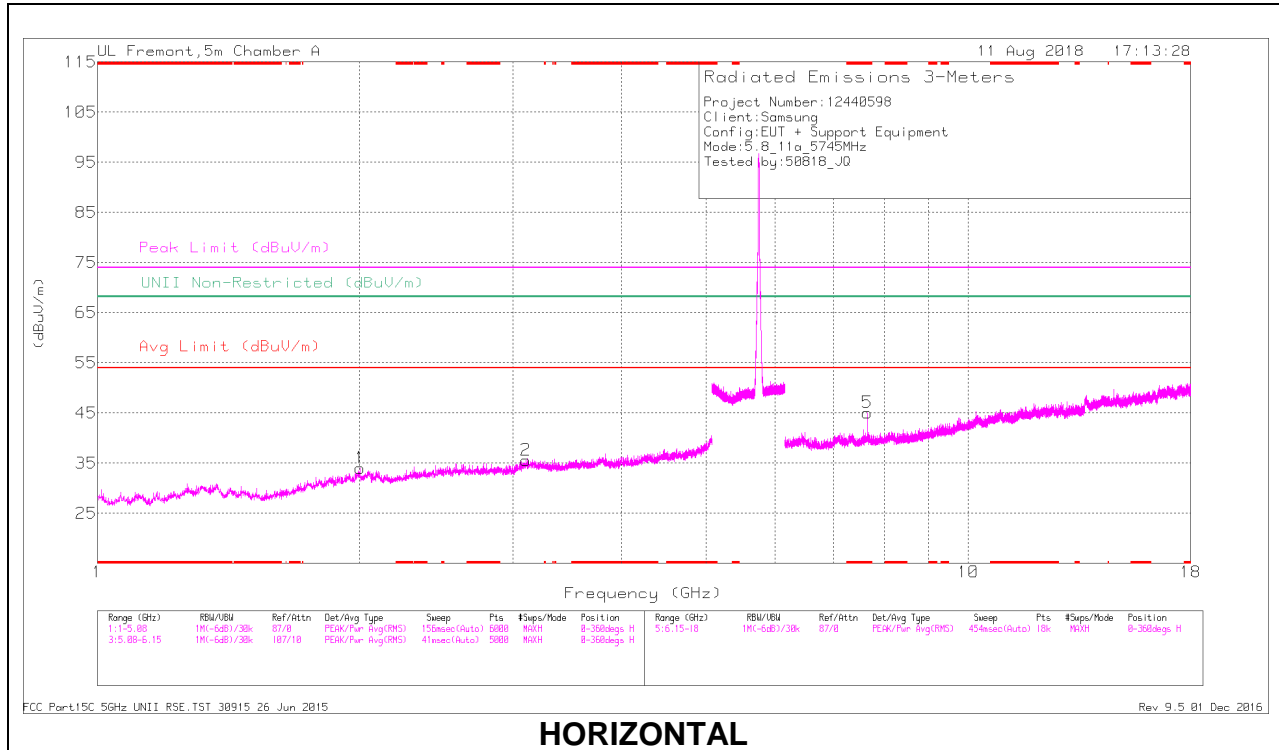
Trace Markers

Marker	Frequency (GHz)	Meter Reading (dBm)	Det	AF T344 (dB/m)	Amp/Cbl/Filtr/Pad (dB)	Conversion Factor (dB)	Corrected Reading EIRP	Peak Limit (dBm)	PK Margin (dB)	Azimuth (Degs)	Height (cm)	Polarity
1	5.85	-45.2	Pk	35	-18.9	11.8	-17.3	26.95	-44.25	338	376	V
2	5.968	-66.83	Pk	35.1	-18.7	11.8	-38.63	-27	-11.63	338	376	V

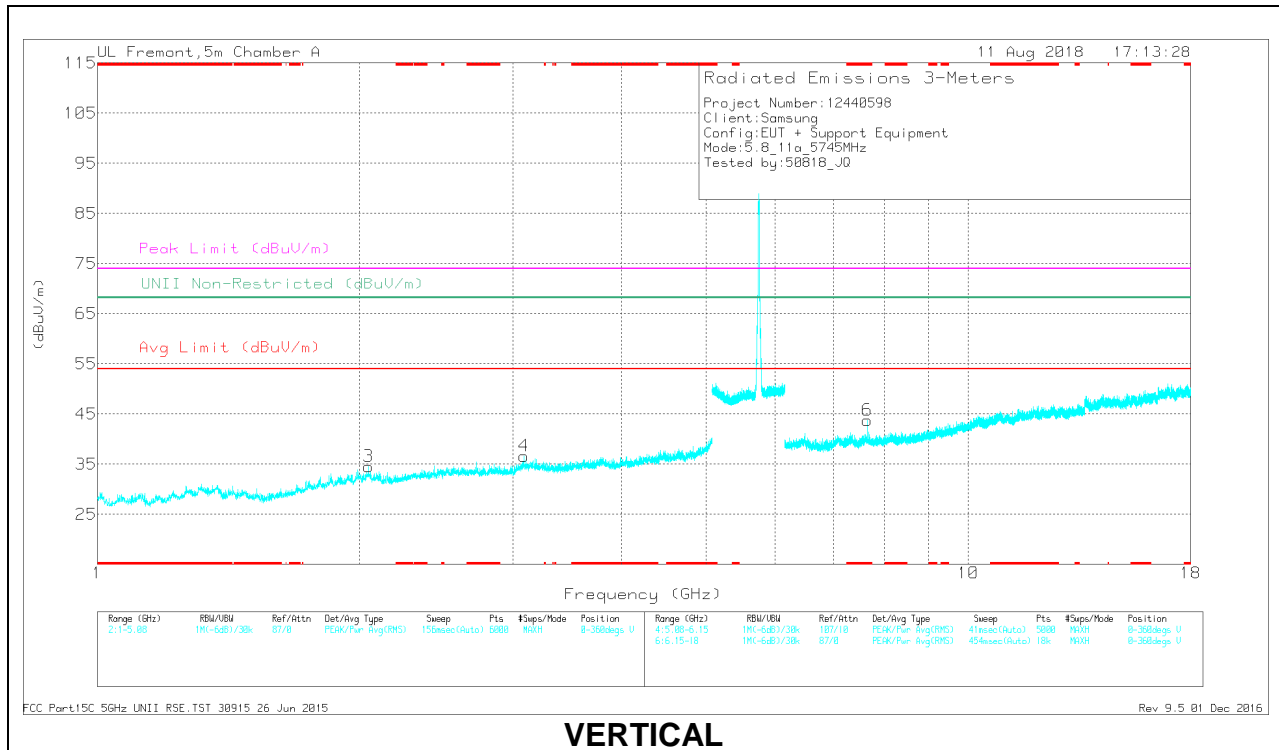
Pk - Peak detector

HARMONICS AND SPURIOUS EMISSIONS

LOW CHANNEL RESULTS



HORIZONTAL



VERTICAL

RADIATED EMISSIONS

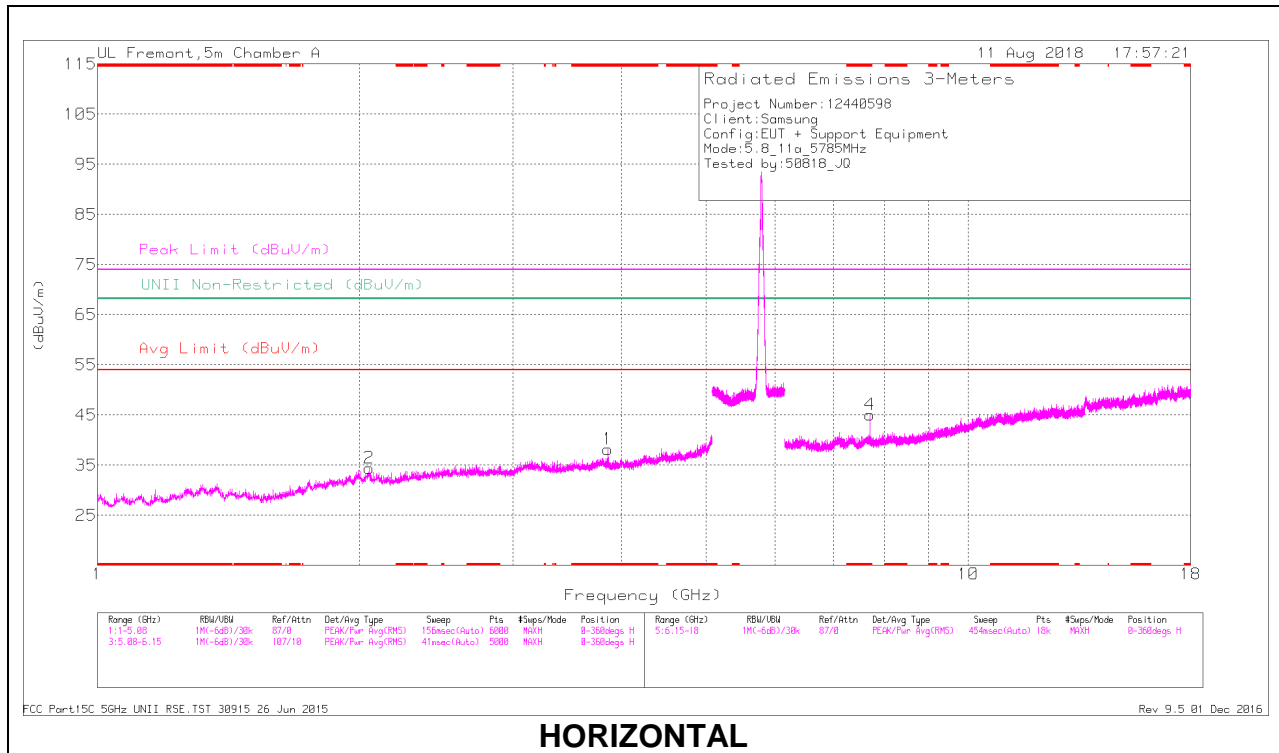
Marker	Frequency (GHz)	Meter Reading (dBuV)	Det	AF T345 (dB/m)	Amp/Cbl/Filtr/Pad (dB)	Corrected Reading (dBuV/m)	Avg Limit (dBuV/m)	Margin (dB)	Peak Limit (dBuV/m)	PK Margin (dB)	UNII Non-Restricted (dBuV/m)	PK Margin (dB)	Azimuth (Degs)	Height (cm)	Polarity
5	* 7.66	35.88	PK-U	35.7	-21.9	49.68	-	-	74	-24.32	-	-	43	120	H
	* 7.66	29.15	ADR	35.7	-21.9	42.95	54	-11.05	-	-	-	-	43	120	H
6	* 7.66	35.5	PK-U	35.7	-21.9	49.3	-	-	74	-24.7	-	-	241	101	V
	* 7.66	28.14	ADR	35.7	-21.9	41.94	54	-12.06	-	-	-	-	241	101	V
1	2	39.16	PK-U	31.4	-30.6	39.96	-	-	-	-	68.2	-28.24	65	105	H
3	2.048	38.57	PK-U	31.4	-30	39.97	-	-	-	-	68.2	-28.23	280	237	V
4	3.085	37.85	PK-U	32.8	-28.9	41.75	-	-	-	-	68.2	-26.45	229	113	V
2	3.103	37.51	PK-U	32.9	-28.4	42.01	-	-	-	-	68.2	-26.19	205	149	H

* - indicates frequency in CFR47 Pt 15 Restricted Band

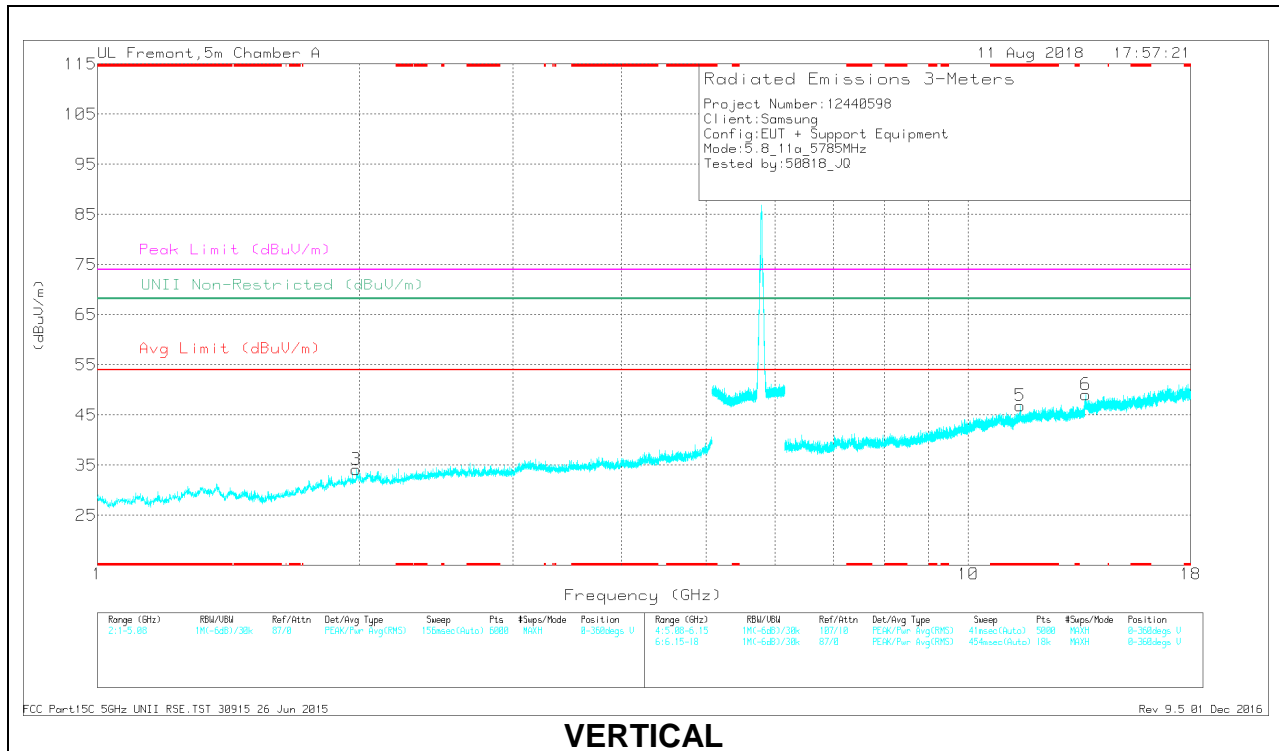
PK-U - U-NII: Maximum Peak

ADR - U-NII AD primary method, RMS average

MID CHANNEL RESULTS



HORIZONTAL



VERTICAL

RADIATED EMISSIONS

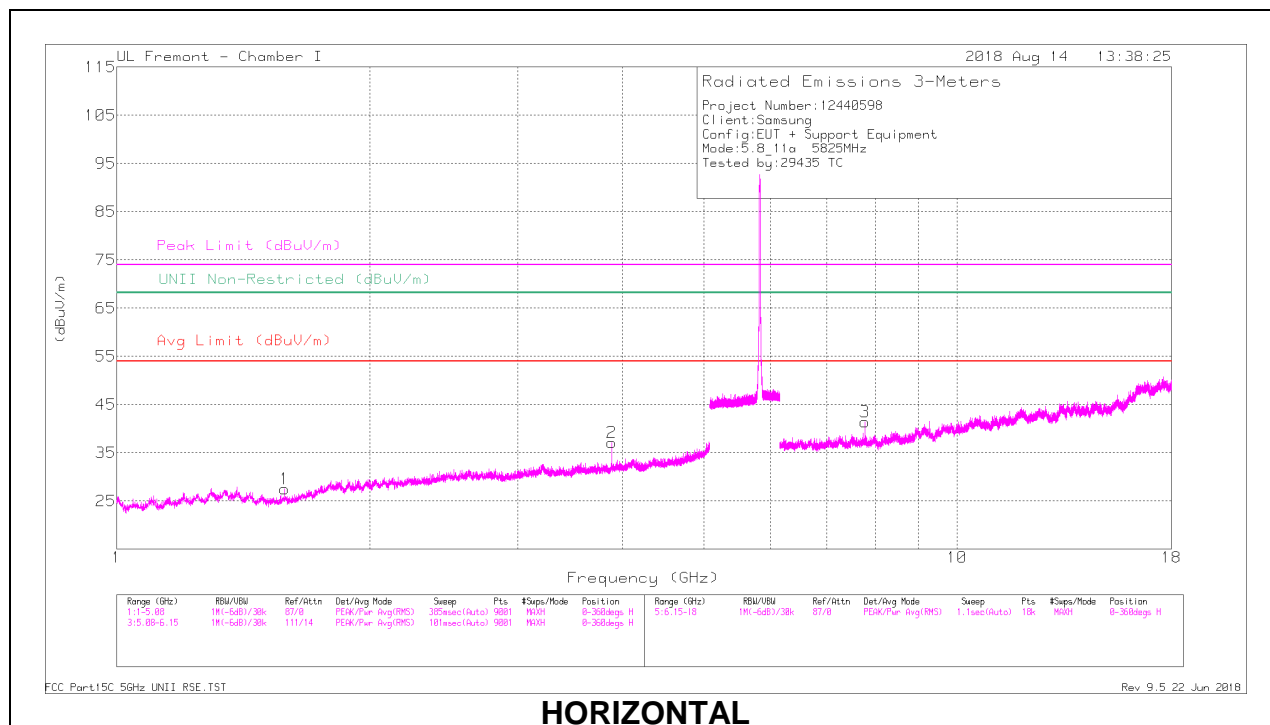
Marker	Frequency (GHz)	Meter Reading (dBuV)	Det	AF T345 (dB/m)	Amp/Cbl/Filtr/Pad (dB)	Corrected Reading (dBuV/m)	Avg Limit (dBuV/m)	Margin (dB)	Peak Limit (dBuV/m)	PK Margin (dB)	UNII Non-Restricted (dBuV/m)	PK Margin (dB)	Azimuth (Degs)	Height (cm)	Polarity
1	* 3.857	38.24	PK-U	33	-28.2	43.04	-	-	74	-30.96	-	-	126	171	H
	* 3.857	28.56	ADR	33	-28.2	33.36	54	-20.64	-	-	-	-	126	171	H
4	* 7.713	36.65	PK-U	35.7	-22.6	49.75	-	-	74	-24.25	-	-	118	103	H
	* 7.713	30.48	ADR	35.7	-22.6	43.58	54	-10.42	-	-	-	-	118	103	H
5	* 11.471	32.03	PK-U	38.3	-18.4	51.93	-	-	74	-22.07	-	-	11	210	V
	* 11.473	21.08	ADR	38.3	-18.4	40.98	54	-13.02	-	-	-	-	11	210	V
3	1.983	38.66	PK-U	31.4	-30.5	39.56	-	-	-	-	68.2	-28.64	66	108	V
2	2.05	39.08	PK-U	31.4	-30	40.48	-	-	-	-	68.2	-27.72	187	104	H
6	13.64	32.6	PK-U	39.3	-17.9	54	-	-	-	-	68.2	-14.2	26	200	V

* - indicates frequency in CFR47 Pt 15 Restricted Band

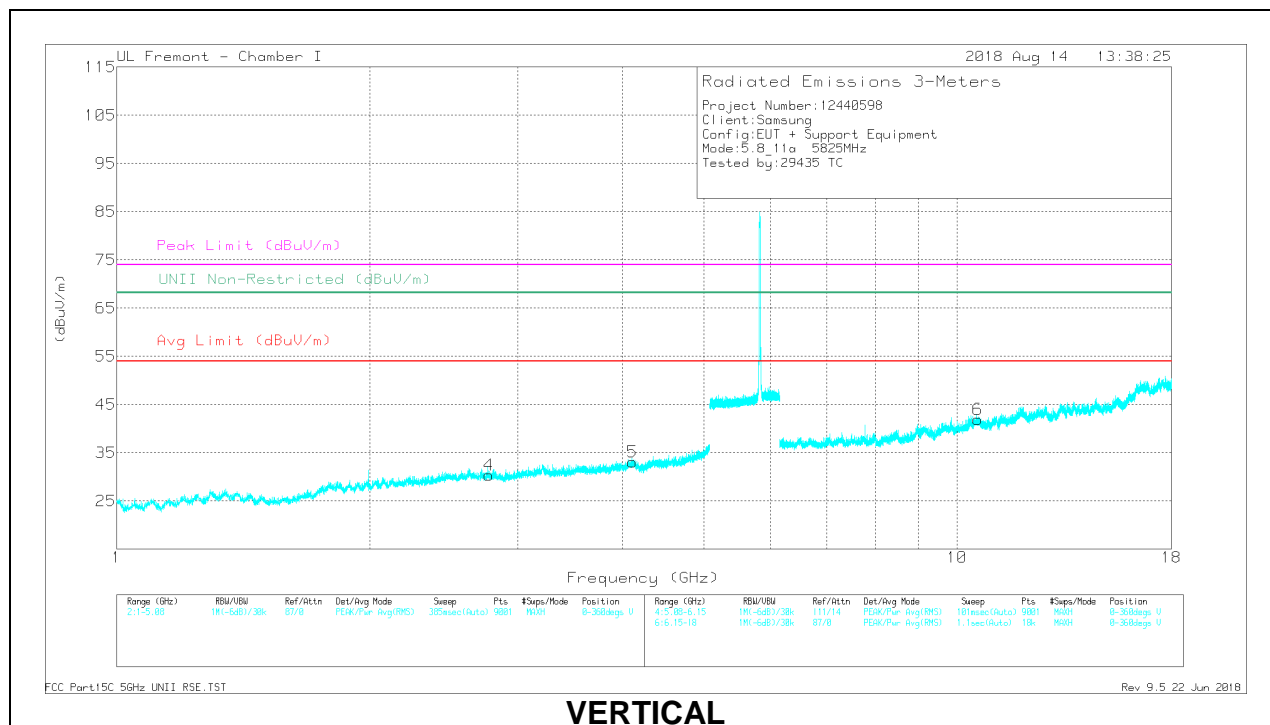
PK-U - U-NII: Maximum Peak

ADR - U-NII AD primary method, RMS average

HIGH CHANNEL RESULTS



HORIZONTAL



VERTICAL

RADIATED EMISSIONS

Marker	Frequency (GHz)	Meter Reading (dBuV)	Det	AF T862 (dB/m)	Amp/Cbl/Filtr/Pad (dB)	DC Corr (dB)	Corrected Reading (dBuV/m)	Avg Limit (dBuV/m)	Margin (dB)	Peak Limit (dBuV/m)	PK Margin (dB)	UNII Non-Restricted (dBuV/m)	PK Margin (dB)	Azimuth (Degs)	Height (cm)	Polarity
1	* 1.584	37.81	PK-U	28	-33.1	0	32.71	-	-	74	-41.29	-	-	44	176	H
	* 1.586	29.05	ADR	28	-33.1	0	23.95	54	-30.05	-	-	-	-	44	176	H
2	* 3.883	36.99	PK-U	33.1	-28.9	0	41.19	-	-	74	-32.81	-	-	8	130	H
	* 3.883	28.96	ADR	33.1	-28.9	0	33.16	54	-20.84	-	-	-	-	8	130	H
4	* 2.773	36.69	PK-U	32.4	-30.8	0	38.29	-	-	74	-35.71	-	-	23	191	V
	* 2.771	27.17	ADR	32.4	-30.9	0	28.67	54	-25.33	-	-	-	-	23	191	V
5	* 4.111	34.88	PK-U	33.4	-27.7	0	40.58	-	-	74	-33.42	-	-	166	394	V
	* 4.112	25.9	ADR	33.4	-27.7	0	31.6	54	-22.4	-	-	-	-	166	394	V
3	7.767	31.35	PK-U	35.7	-19.8	0	47.25	-	-	-	-	68.2	-20.95	59	109	H
6	10.584	28.15	PK-U	37.7	-16.8	0	49.05	-	-	-	-	68.2	-19.15	312	228	V

* - indicates frequency in CFR47 Pt 15 Restricted Band

PK-U - U-NII: Maximum Peak

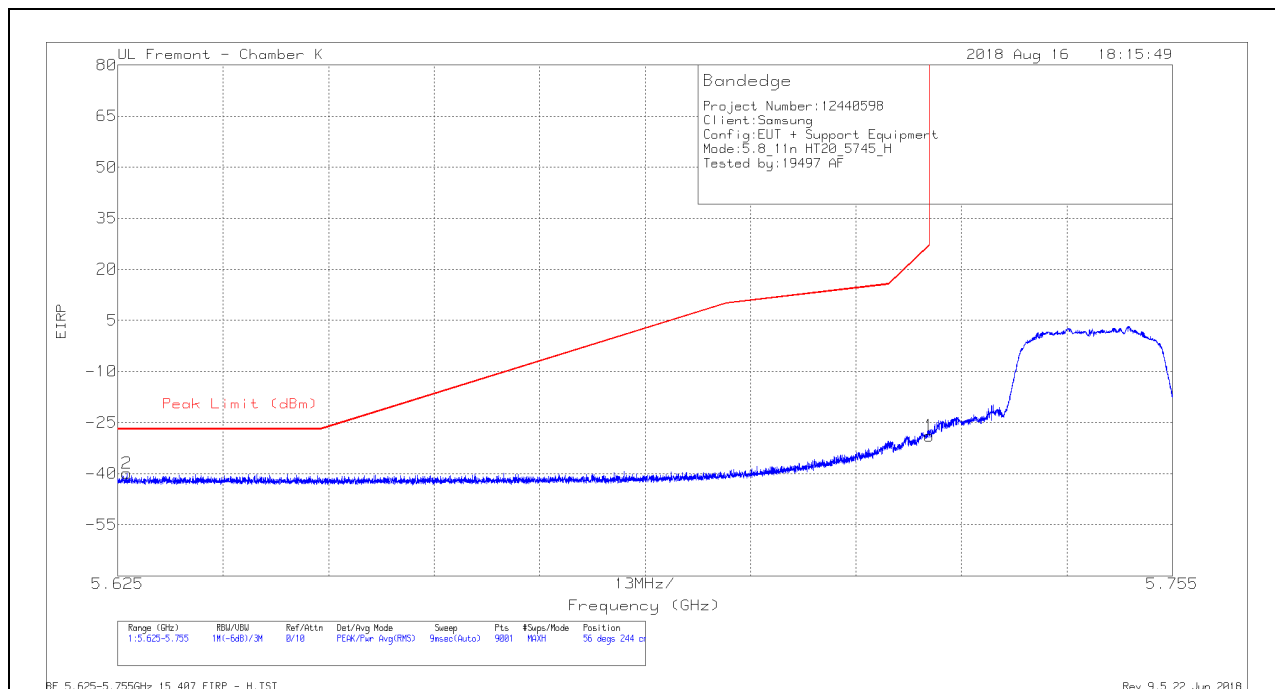
ADR - U-NII AD primary method, RMS average

10.1.14. TX ABOVE 1 GHz 802.11n HT20 MODE IN THE 5.8 GHz BAND

1TX Antenna 1 MODE

BANDEDGE (LOW CHANNEL)

HORIZONTAL RESULT

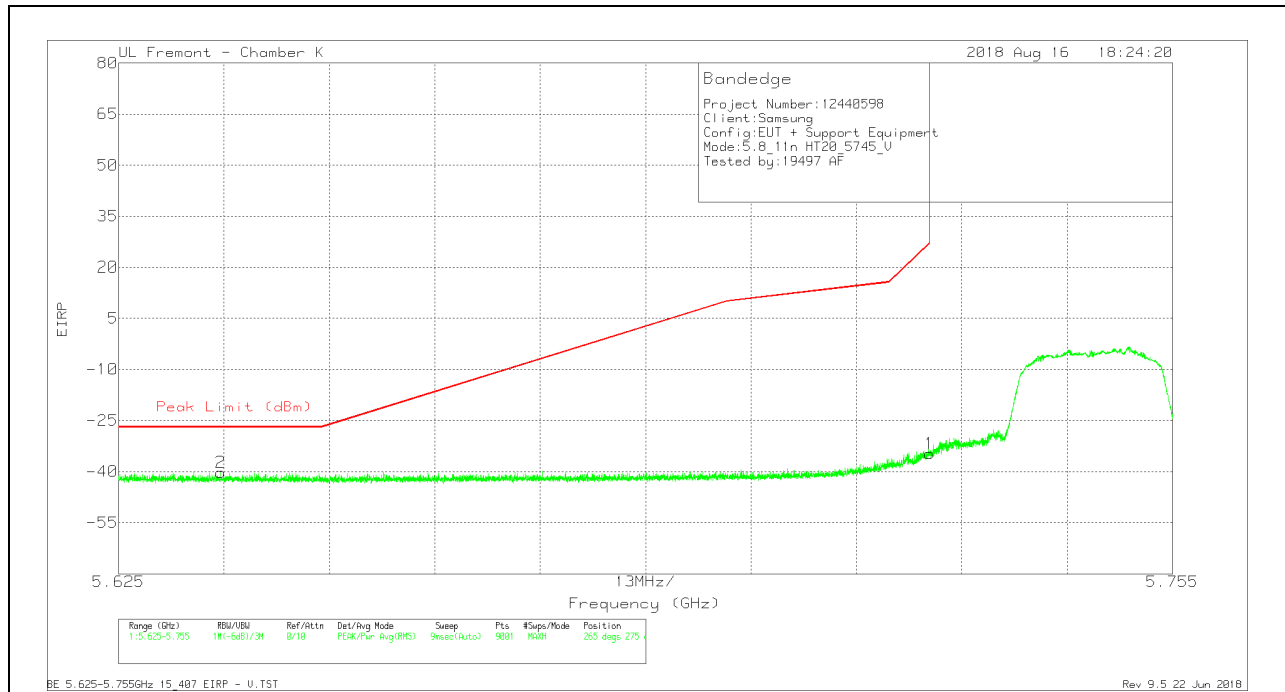


Trace Markers

Marker	Frequency (GHz)	Meter Reading (dBm)	Det	AF T344 (dB/m)	Amp/Cb/Fitr/Pad (dB)	Conversion Factor (dB)	DC Corr (dB)	Corrected Reading EIRP	Peak Limit (dBm)	PK Margin (dB)	Azimuth (Degs)	Height (cm)	Polarity
1	5.725	-56.61	Pk	34.9	-19	11.8	0	-28.91	26.99	-55.9	56	244	H
2	5.626	-66.79	Pk	34.6	-19.5	11.8	0	-39.89	-27	-12.89	56	244	H

Pk - Peak detector

VERTICAL RESULT



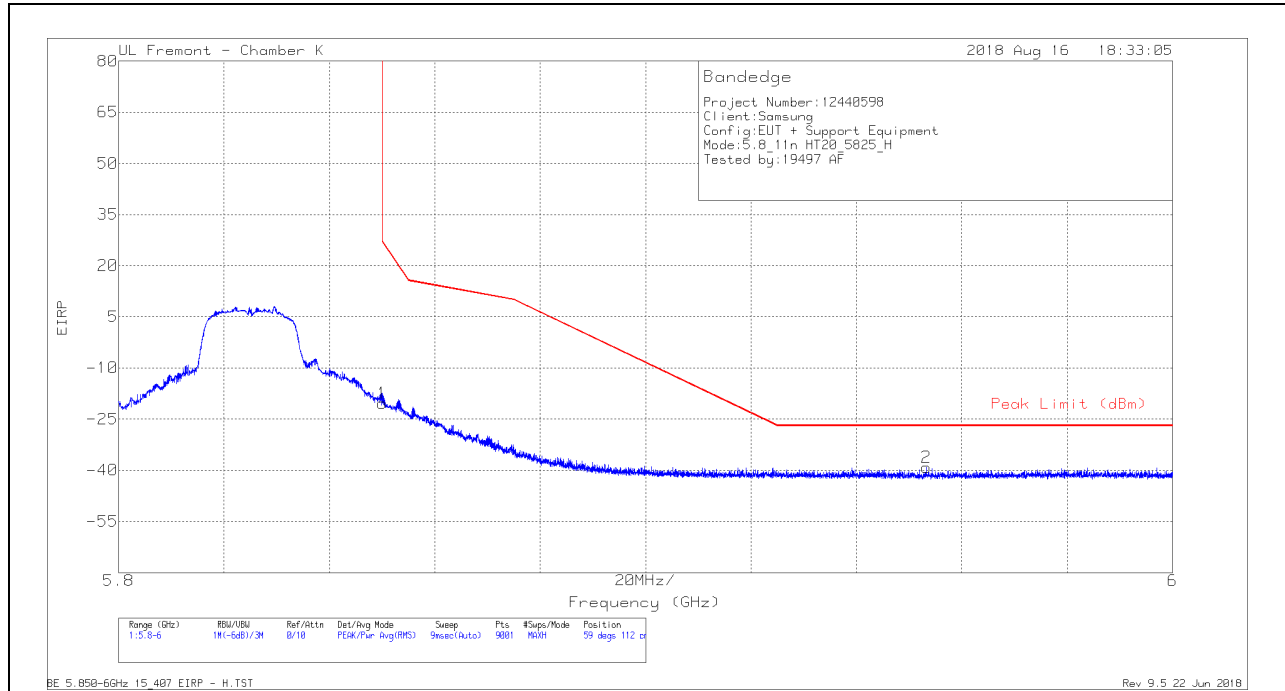
Trace Markers

Marker	Frequency (GHz)	Meter Reading (dBm)	Det	AF T344 (dB/m)	Amp/Cbl/Filtr/Pad (dB)	Conversion Factor (dB)	DC Corr (dB)	Corrected Reading EIRP	Peak Limit (dBm)	PK Margin (dB)	Azimuth (Degs)	Height (cm)	Polarity
1	5.725	-62.39	Pk	34.9	-19	11.8	0	-34.69	26.99	-61.68	265	275	V
2	5.638	-67.14	Pk	34.6	-19.5	11.8	0	-40.24	-27	-13.24	265	275	V

Pk - Peak detector

BANDEDGE (HIGH CHANNEL)

HORIZONTAL RESULT

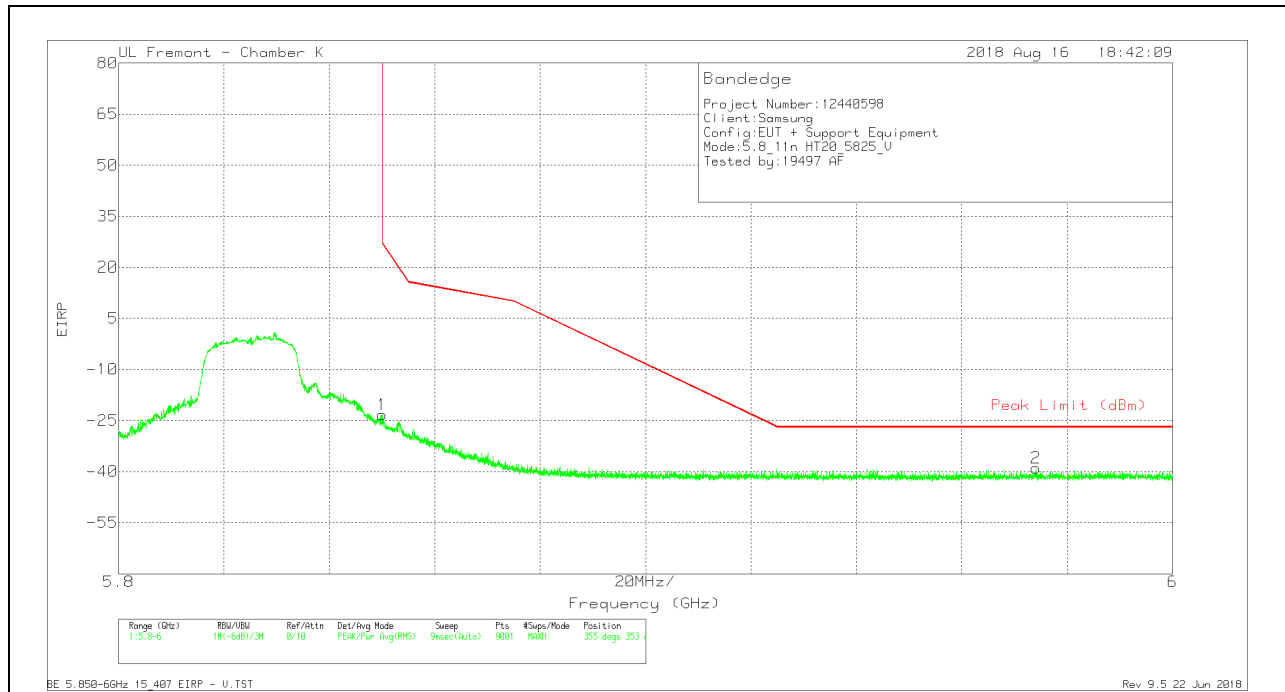


Trace Markers

Marker	Frequency (GHz)	Meter Reading (dBm)	Det	AF T344 (dB/m)	Amp/Cbl/Fitr/Pad (dB)	Conversion Factor (dB)	DC Corr (dB)	Corrected Reading EIRP	Peak Limit (dBm)	PK Margin (dB)	Azimuth (Degs)	Height (cm)	Polarity
1	5.85	-48.28	Pk	35	-18.9	11.8	0	-20.38	26.95	-47.33	59	112	H
2	5.953	-67.42	Pk	35.1	-18.7	11.8	0	-39.22	-27	-12.22	59	112	H

Pk - Peak detector

VERTICAL RESULT



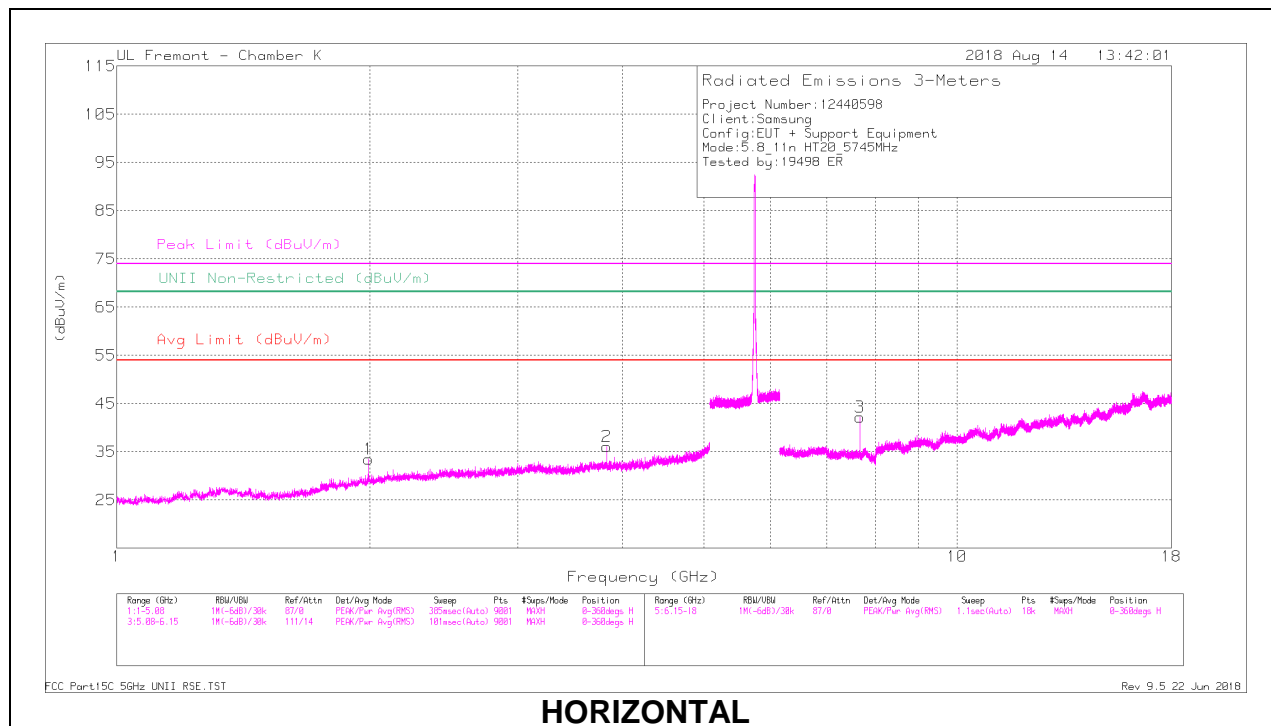
Trace Markers

Marker	Frequency (GHz)	Meter Reading (dBm)	Det	AF T344 (dB/m)	Amp/Cbl/Filtr/Pad (dB)	Conversion Factor (dB)	DC Corr (dB)	Corrected Reading EIRP	Peak Limit (dBm)	PK Margin (dB)	Azimuth (Degs)	Height (cm)	Polarity
1	5.85	-51.17	Pk	35	-18.9	11.8	0	-23.27	26.95	-50.22	355	353	V
2	5.974	-67.31	Pk	35.1	-18.5	11.8	0	-38.91	-27	-11.91	355	353	V

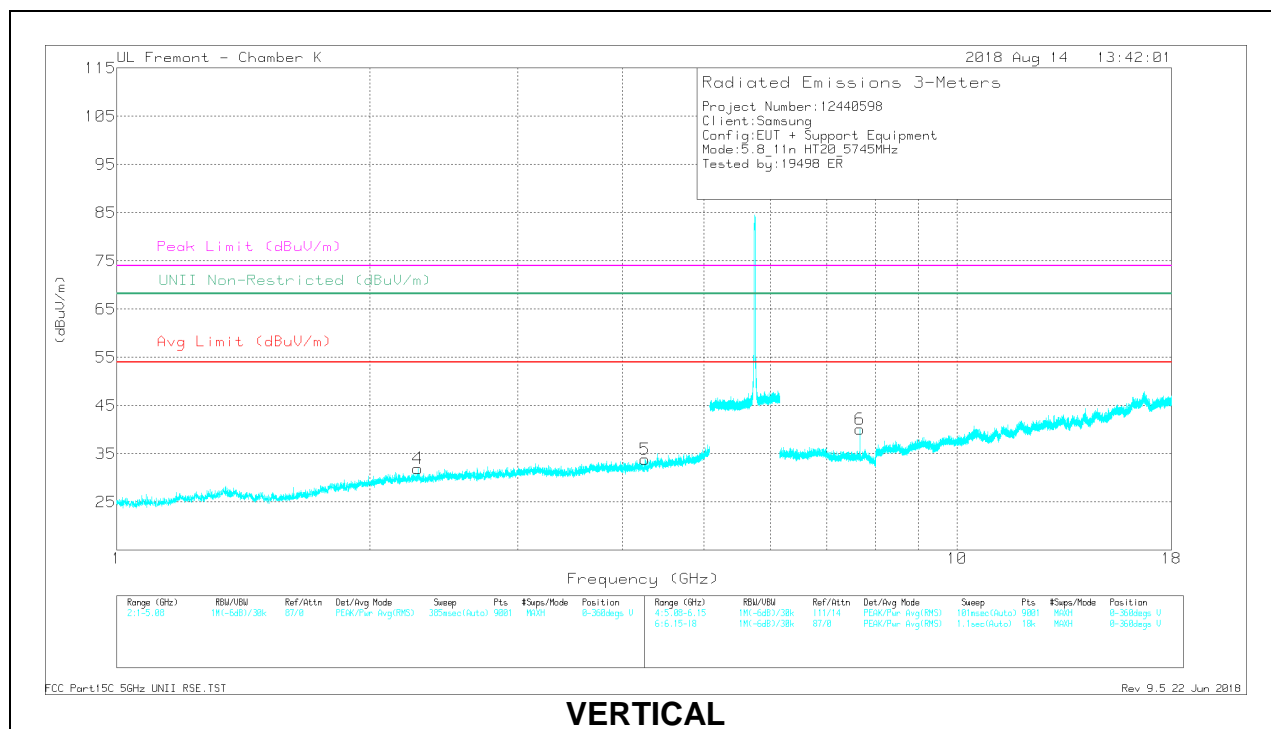
Pk - Peak detector

HARMONICS AND SPURIOUS EMISSIONS

LOW CHANNEL RESULTS



HORIZONTAL



VERTICAL

RADIATED EMISSIONS

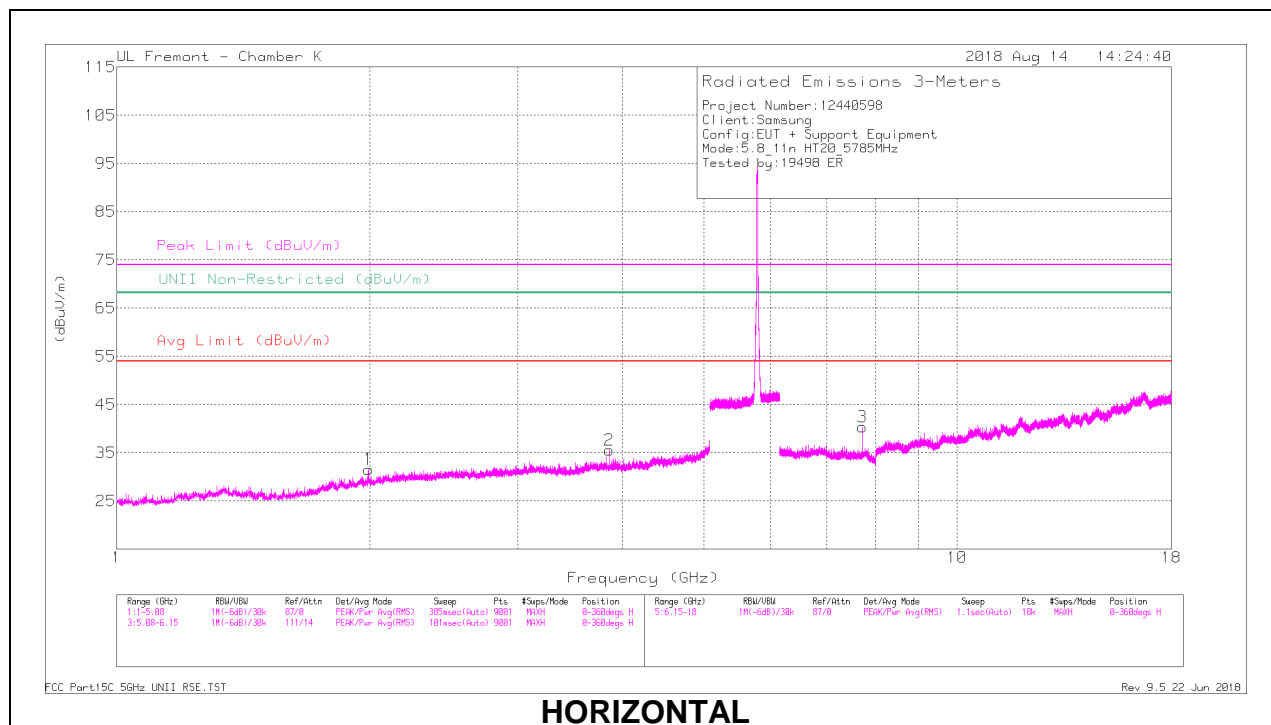
Marker	Frequency (GHz)	Meter Reading (dBuV)	Det	AF T344 (dB/m)	Amp/Cbl/Filtr/Pad (dB)	Corrected Reading (dBuV/m)	Avg Limit (dBuV/m)	Margin (dB)	Peak Limit (dBuV/m)	PK Margin (dB)	UNII Non-Restricted (dBuV/m)	PK Margin (dB)	Azimuth (Degs)	Height (cm)	Polarity
1	1.993	40.25	PK-U	31	-35.2	36.05	-	-	-	-	68.2	-32.15	130	153	H
2	* 3.83	39.19	PK-U	33.4	-31.6	40.99	-	-	74	-33.01	-	-	280	106	H
	* 3.83	30.94	ADR	33.4	-31.6	32.74	54	-21.26	-	-	-	-	280	106	H
4	* 2.283	39.06	PK-U	31.8	-35.1	35.76	-	-	74	-38.24	-	-	359	180	V
	* 2.282	31.82	ADR	31.8	-35.1	28.52	54	-25.48	-	-	-	-	359	180	V
5	* 4.256	36.63	PK-U	33.4	-30.8	39.23	-	-	74	-34.77	-	-	193	216	V
	* 4.255	27.7	ADR	33.4	-30.8	30.3	54	-23.7	-	-	-	-	193	216	V
3	* 7.66	36.79	PK-U	35.6	-26.3	46.09	-	-	74	-27.91	-	-	287	104	H
	* 7.66	31.94	ADR	35.6	-26.3	41.24	54	-12.76	-	-	-	-	287	104	H
6	* 7.66	34.23	PK-U	35.6	-26.3	43.53	-	-	74	-30.47	-	-	113	104	V
	* 7.66	29.77	ADR	35.6	-26.3	39.07	54	-14.93	-	-	-	-	113	104	V

* - indicates frequency in CFR47 Pt 15 Restricted Band

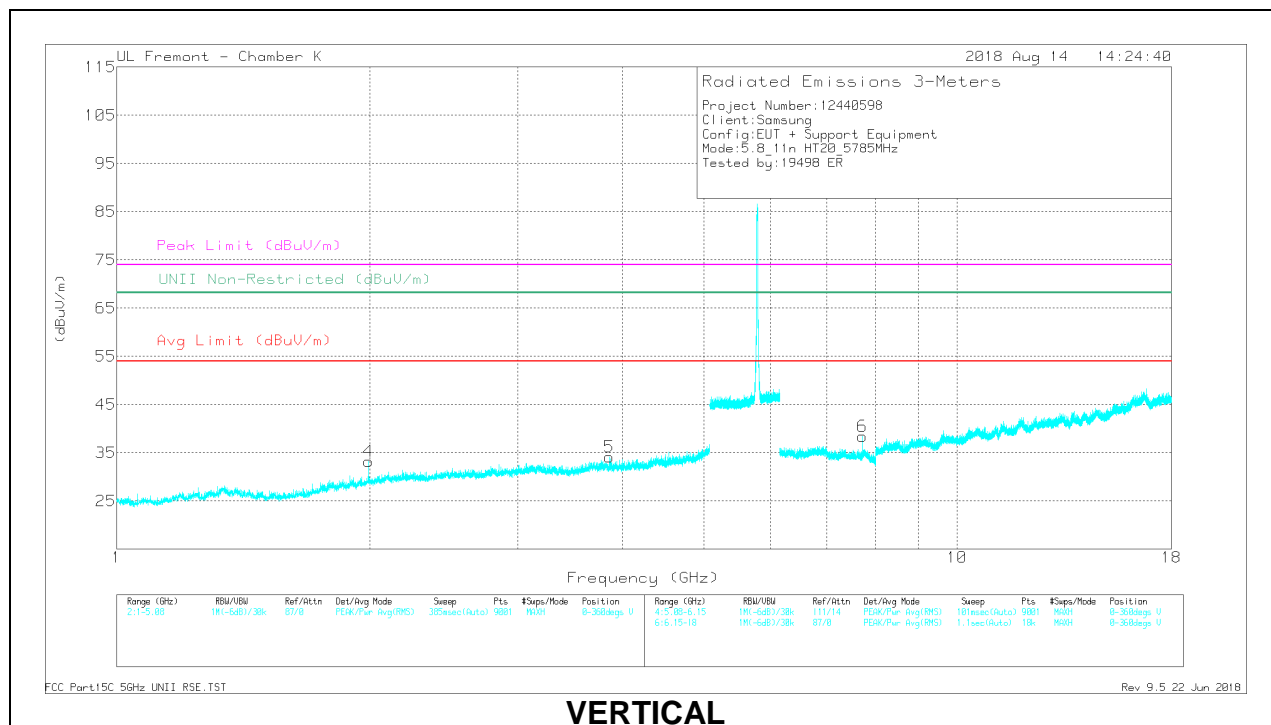
PK-U - U-NII: Maximum Peak

ADR - U-NII AD primary method, RMS average

MID CHANNEL RESULTS



HORIZONTAL



VERTICAL

RADIATED EMISSIONS

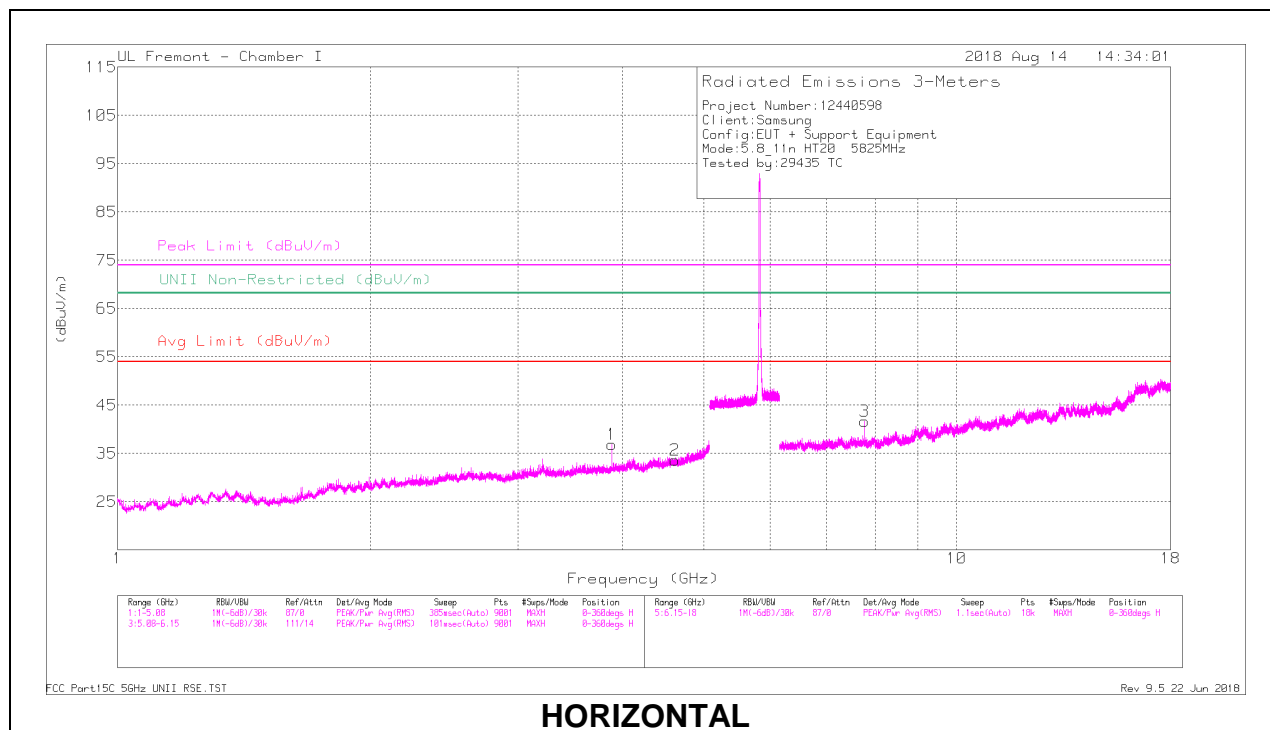
Marker	Frequency (GHz)	Meter Reading (dBuV)	Det	AF T344 (dB/m)	Amp/Cb/Filtr/Pad (dB)	Corrected Reading (dBuV/m)	Avg Limit (dBuV/m)	Margin (dB)	Peak Limit (dBuV/m)	PK Margin (dB)	UNII Non-Restricted (dBuV/m)	PK Margin (dB)	Azimuth (Degs)	Height (cm)	Polarity
1	1.993	43.49	PK-U	31	-35.2	39.29	-	-	-	-	68.2	-28.91	114	162	H
2	* 3.857	40.04	PK-U	33.4	-31.6	41.84	-	-	74	-32.16	-	-	270	108	H
	* 3.857	31.8	ADR	33.4	-31.6	33.6	54	-20.4	-	-	-	-	270	108	H
4	1.992	41.41	PK-U	31	-35.2	37.21	-	-	-	-	68.2	-30.99	174	136	V
5	* 3.857	40.42	PK-U	33.4	-31.6	42.22	-	-	74	-31.78	-	-	0	358	V
	* 3.857	30.12	ADR	33.4	-31.6	31.92	54	-22.08	-	-	-	-	0	358	V
3	* 7.713	36.13	PK-U	35.7	-25.9	45.93	-	-	74	-28.07	-	-	294	112	H
	* 7.713	29.43	ADR	35.7	-25.9	39.23	54	-14.77	-	-	-	-	294	112	H
6	* 7.713	34.46	PK-U	35.7	-25.9	44.26	-	-	74	-29.74	-	-	140	103	V
	* 7.713	27.86	ADR	35.7	-25.9	37.66	54	-16.34	-	-	-	-	140	103	V

* - indicates frequency in CFR47 Pt 15 Restricted Band

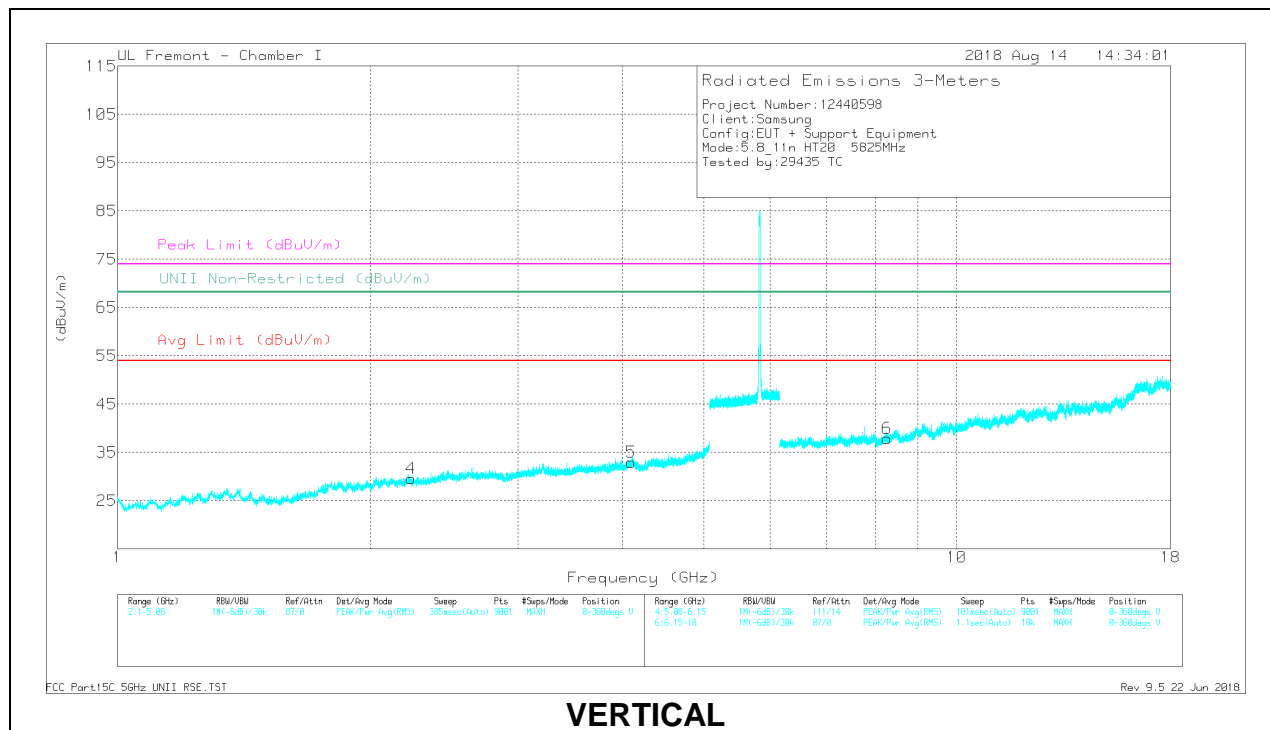
PK-U - U-NII: Maximum Peak

ADR - U-NII AD primary method, RMS average

HIGH CHANNEL RESULTS



HORIZONTAL



VERTICAL

RADIATED EMISSIONS

Marker	Frequency (GHz)	Meter Reading (dBuV)	Det	AF T862 (dB/m)	Amp/Cbl/Ftr/Pad (dB)	DC Corr (dB)	Corrected Reading (dBuV/m)	Avg Limit (dBuV/m)	Margin (dB)	Peak Limit (dBuV/m)	PK Margin (dB)	UNII Non-Restricted (dBuV/m)	PK Margin (dB)	Azimuth (Degs)	Height (cm)	Polarity
1	* 3.883	36.52	PK-U	33.1	-28.9	0	40.72	-	-	74	-33.28	-	-	70	127	H
	* 3.883	28.88	ADR	33.1	-28.9	0	33.08	54	-20.92	-	-	-	-	70	127	H
2	* 4.618	35.9	PK-U	33.9	-28.9	0	40.9	-	-	74	-33.1	-	-	30	108	H
	* 4.619	26.59	ADR	33.9	-28.9	0	31.59	54	-22.41	-	-	-	-	30	108	H
4	* 2.237	36.87	PK-U	31.5	-31.9	0	36.47	-	-	74	-37.53	-	-	172	172	V
	* 2.239	27.89	ADR	31.5	-31.9	0	27.49	54	-26.51	-	-	-	-	172	172	V
5	* 4.097	35.01	PK-U	33.4	-28.1	0	40.31	-	-	74	-33.69	-	-	82	341	V
	* 4.098	25.45	ADR	33.4	-28.1	0	30.75	54	-23.25	-	-	-	-	82	341	V
3	7.767	31.88	PK-U	35.7	-19.8	0	47.78	-	-	-	-	68.2	-20.42	73	100	H
6	* 8.267	29.15	PK-U	35.7	-19.6	0	45.25	-	-	74	-28.75	-	-	17	397	V
	* 8.266	20.2	ADR	35.7	-19.6	0	36.3	54	-17.7	-	-	-	-	17	397	V

* - indicates frequency in CFR47 Pt 15 Restricted Band

PK-U - U-NII: Maximum Peak

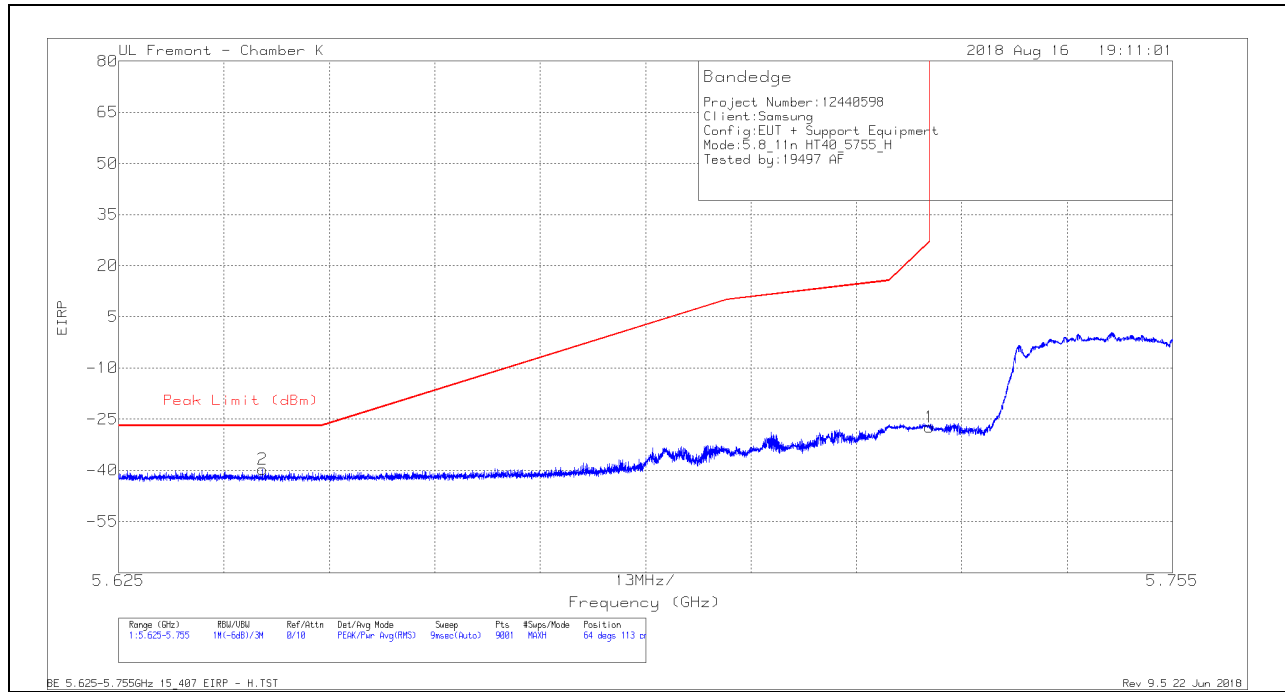
ADR - U-NII AD primary method, RMS average

10.1.15. TX ABOVE 1 GHz 802.11n HT40 MODE IN THE 5.8 GHz BAND

1TX Antenna 1 MODE

BANDEDGE (LOW CHANNEL)

HORIZONTAL RESULT

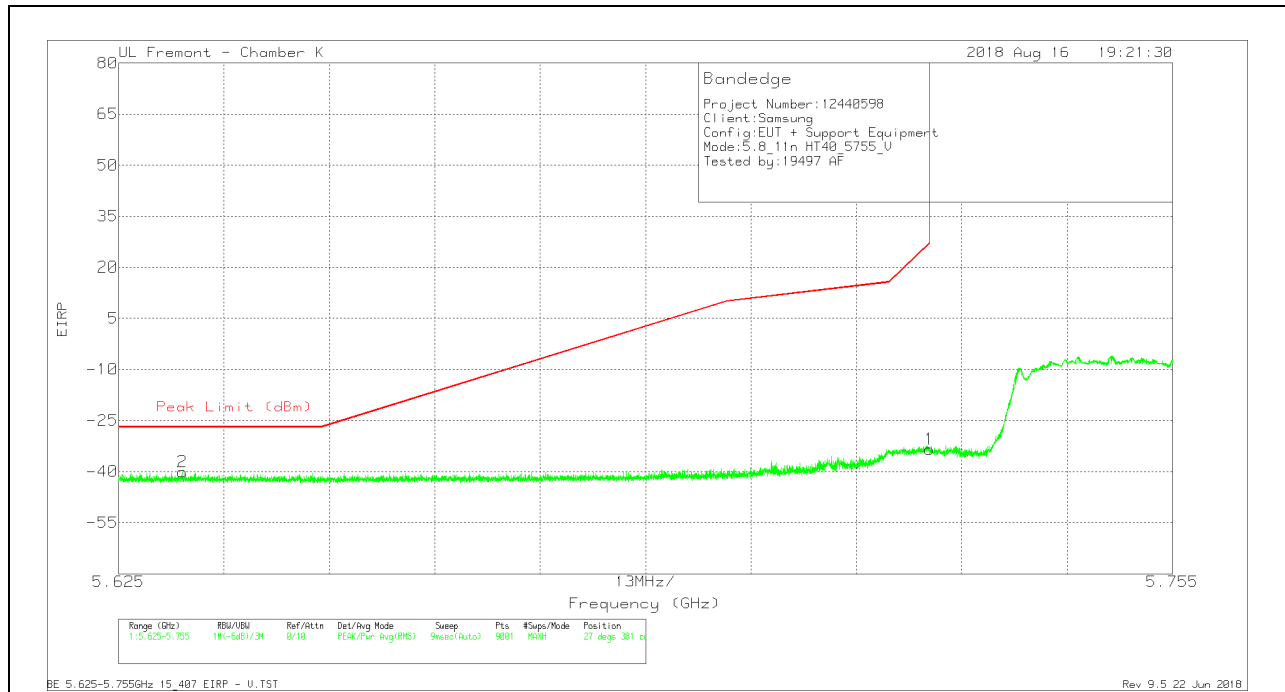


Trace Markers

Marker	Frequency (GHz)	Meter Reading (dBm)	Det	AF T344 (dB/m)	Amp/Cbl/Fitr/Pad (dB)	Conversion Factor (dB)	DC Corr (dB)	Corrected Reading EIRP	Peak Limit (dBm)	PK Margin (dB)	Azimuth (Degs)	Height (cm)	Polarity
1	5.725	-55.09	Pk	34.9	-19	11.8	0	-27.39	26.99	-54.38	64	113	H
2	5.643	-66.69	Pk	34.6	-19.4	11.8	0	-39.69	-27	-12.69	64	113	H

Pk - Peak detector

VERTICAL RESULT



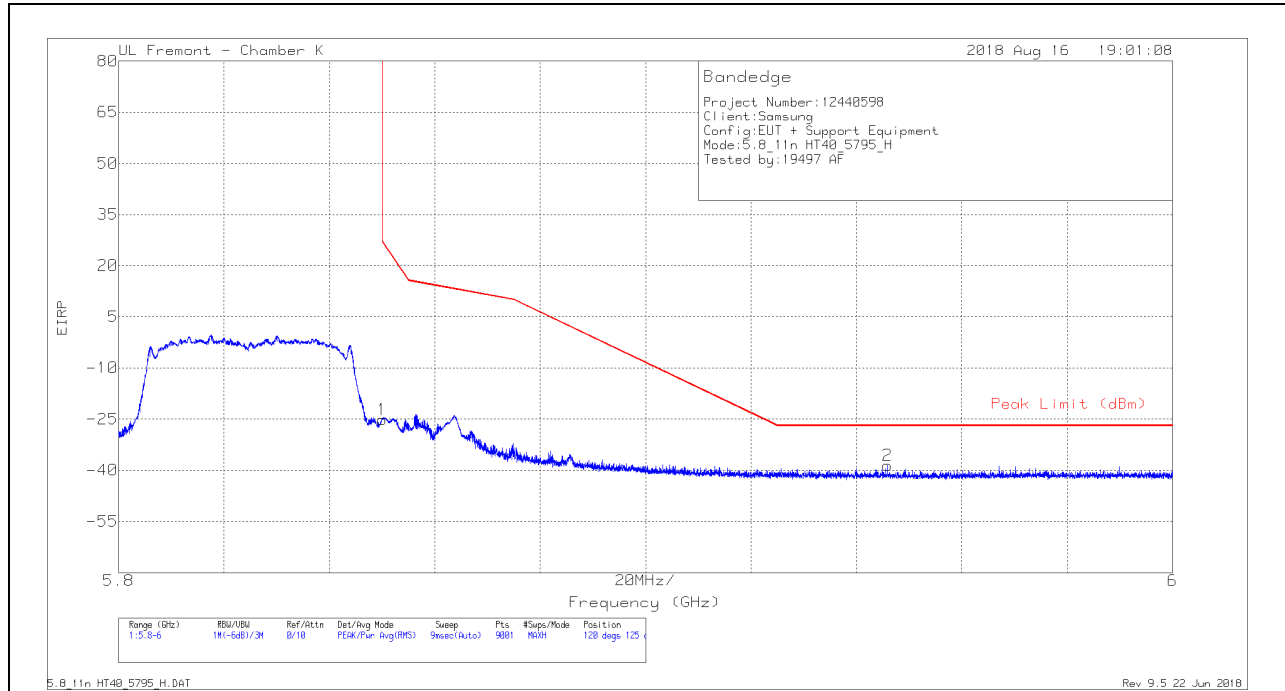
Trace Markers

Marker	Frequency (GHz)	Meter Reading (dBm)	Det	AF T344 (dB/m)	Amp/Cbl/Filtr/Pad (dB)	Conversion Factor (dB)	DC Corr (dB)	Corrected Reading EIRP	Peak Limit (dBm)	PK Margin (dB)	Azimuth (Degs)	Height (cm)	Polarity
1	5.725	-61.2	Pk	34.9	-19	11.8	0	-33.5	26.99	-60.49	27	381	V
2	5.633	-66.98	Pk	34.6	-19.5	11.8	0	-40.08	-27	-13.08	27	381	V

Pk - Peak detector

BANDEDGE (HIGH CHANNEL)

HORIZONTAL RESULT

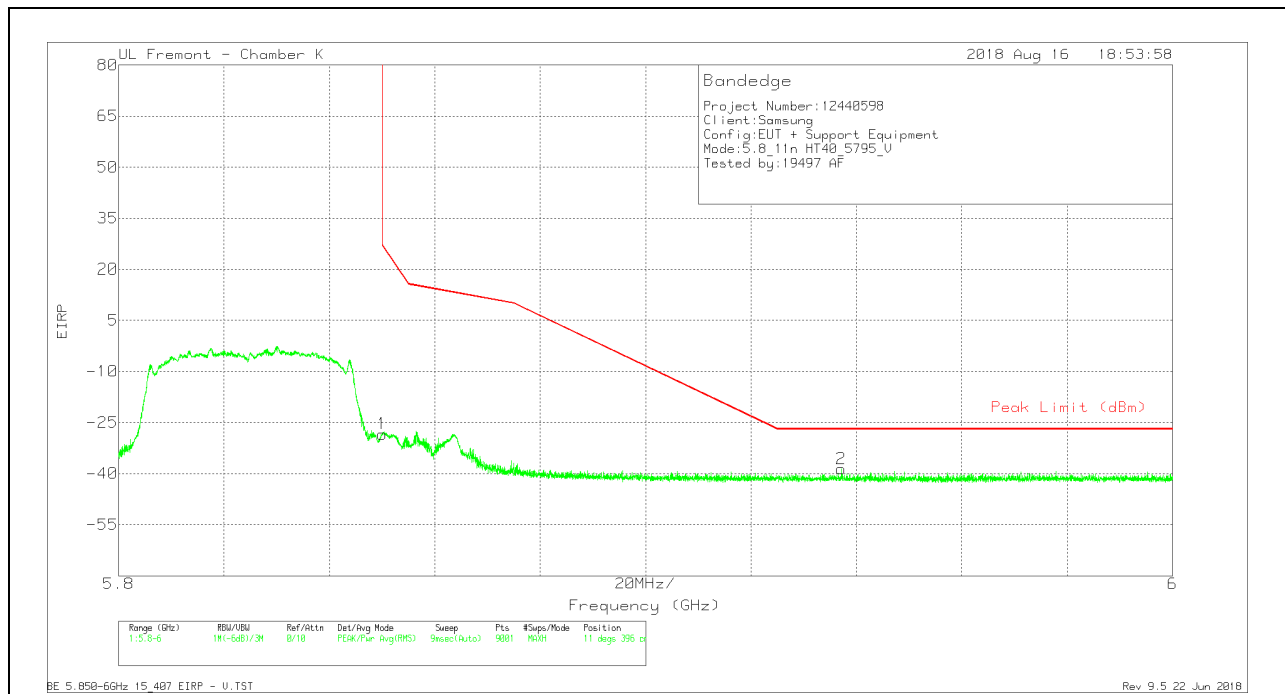


Trace Markers

Marker	Frequency (GHz)	Meter Reading (dBm)	Det	AF T344 (dB/m)	Amp/Cb/Fitr/Pad (dB)	Conversion Factor (dB)	DC Corr (dB)	Corrected Reading EIRP	Peak Limit (dBm)	PK Margin (dB)	Azimuth (Degs)	Height (cm)	Polarity
1	5.85	-52.96	Pk	35	-18.9	11.8	0	-25.06	26.95	-52.01	120	125	H
2	5.946	-66.77	Pk	35.1	-18.7	11.8	0	-38.57	-27	-11.57	120	125	H

Pk - Peak detector

VERTICAL RESULT



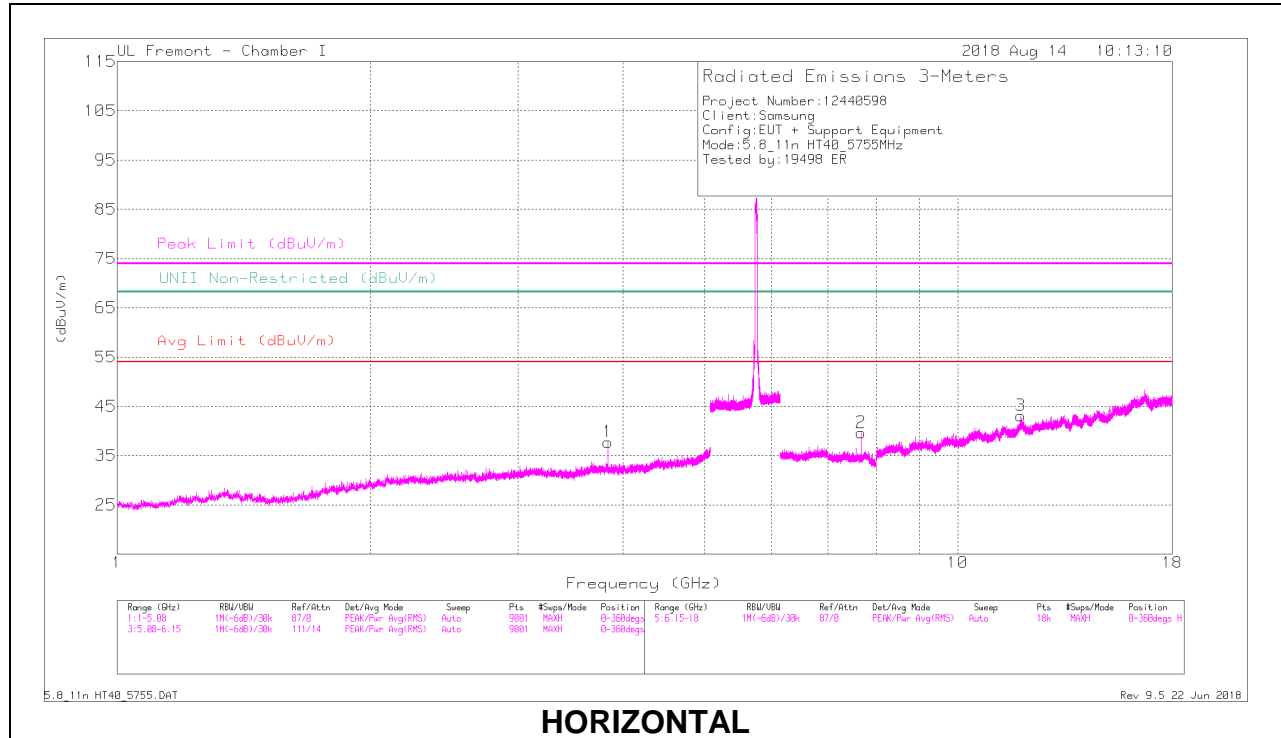
Trace Markers

Marker	Frequency (GHz)	Meter Reading (dBm)	Det	AF T344 (dB/m)	Amp/Cbl/Filtr/Pad (dB)	Conversion Factor (dB)	DC Corr (dB)	Corrected Reading EIRP	Peak Limit (dBm)	PK Margin (dB)	Azimuth (Degs)	Height (cm)	Polarity
1	5.85	-56.26	Pk	35	-18.9	11.8	0	-28.36	26.95	-55.31	11	396	V
2	5.937	-66.8	Pk	35.1	-18.7	11.8	0	-38.6	-27	-11.6	11	396	V

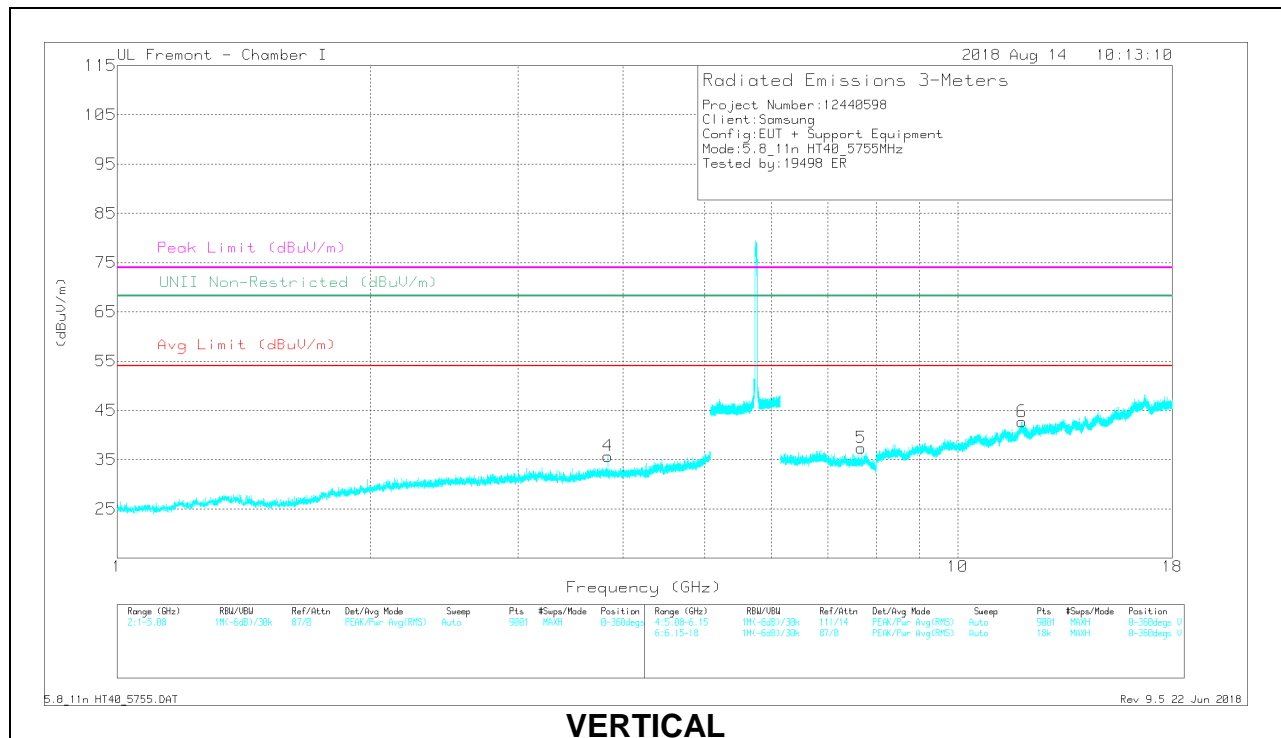
Pk - Peak detector

HARMONICS AND SPURIOUS EMISSIONS

LOW CHANNEL RESULTS



HORIZONTAL



VERTICAL

RADIATED EMISSIONS

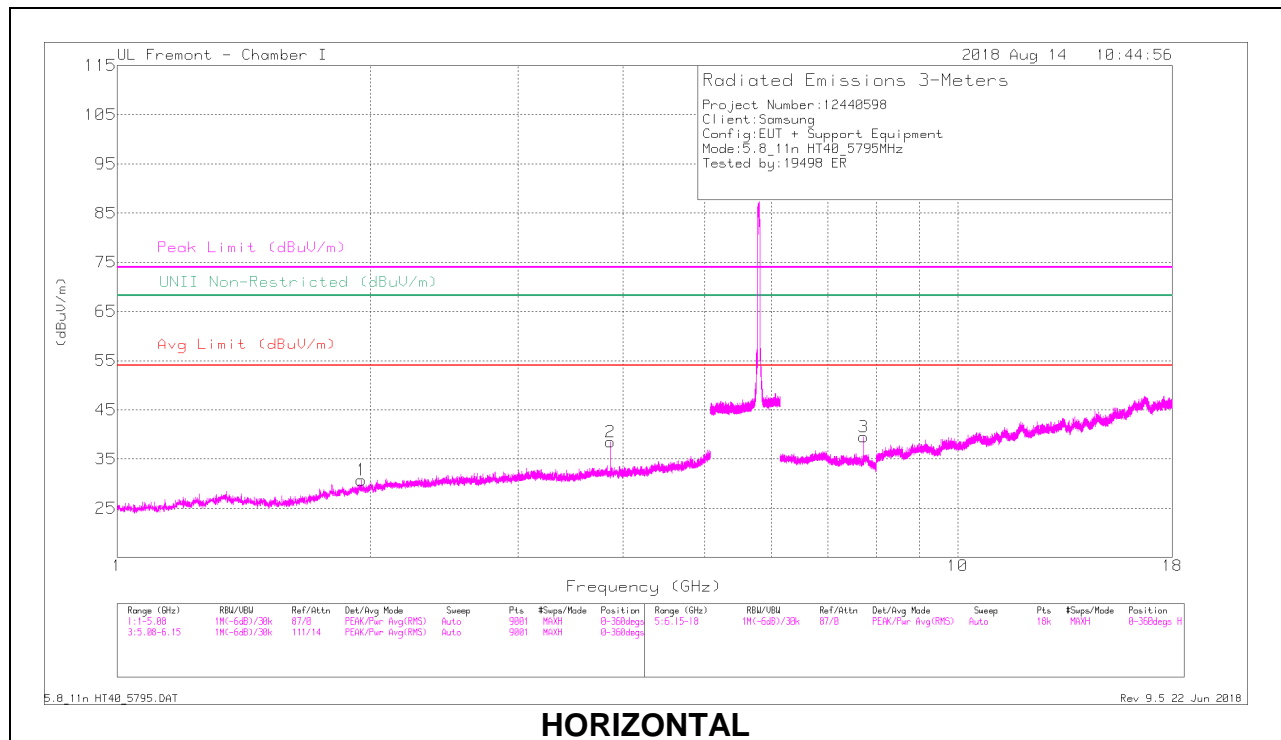
Marker	Frequency (GHz)	Meter Reading (dBuV)	Det	AF T344 (dB/m)	Amp/Cbl/Ftr/Pad (dB)	DC Corr (dB)	Corrected Reading (dBuV/m)	Avg Limit (dBuV/m)	Margin (dB)	Peak Limit (dBuV/m)	PK Margin (dB)	UNII Non-Restricted (dBuV/m)	PK Margin (dB)	Azimuth (Degs)	Height (cm)	Polarity
1	* 3.837	40	PK-U	33.4	-31.8	0	41.6	-	-	74	-32.4	-	-	71	129	H
	* 3.837	31.64	ADR	33.4	-31.8	.17	33.41	54	-20.59	-	-	-	-	71	129	H
4	* 3.837	40.11	PK-U	33.4	-31.8	0	41.71	-	-	74	-32.29	-	-	136	110	V
	* 3.837	31.95	ADR	33.4	-31.8	.17	33.72	54	-20.28	-	-	-	-	136	110	V
2	* 7.673	33.25	PK-U	35.6	-26.3	0	42.55	-	-	74	-31.45	-	-	293	145	H
	* 7.673	28.01	ADR	35.6	-26.3	.17	37.48	54	-16.52	-	-	-	-	293	145	H
3	* 11.887	30.34	PK-U	38.4	-20.5	0	48.24	-	-	74	-25.76	-	-	159	159	H
	* 11.886	21.33	ADR	38.4	-20.5	.17	39.4	54	-14.6	-	-	-	-	159	159	H
5	* 7.673	35.3	PK-U	35.6	-26.3	0	44.6	-	-	74	-29.4	-	-	150	102	V
	* 7.673	25.73	ADR	35.6	-26.3	.17	35.2	54	-18.8	-	-	-	-	150	102	V
6	* 11.922	31.02	PK-U	38.5	-20.3	0	49.22	-	-	74	-24.78	-	-	311	151	V
	* 11.922	21.23	ADR	38.4	-20.3	.17	39.5	54	-14.5	-	-	-	-	311	151	V

* - indicates frequency in CFR47 Pt 15 Restricted Band

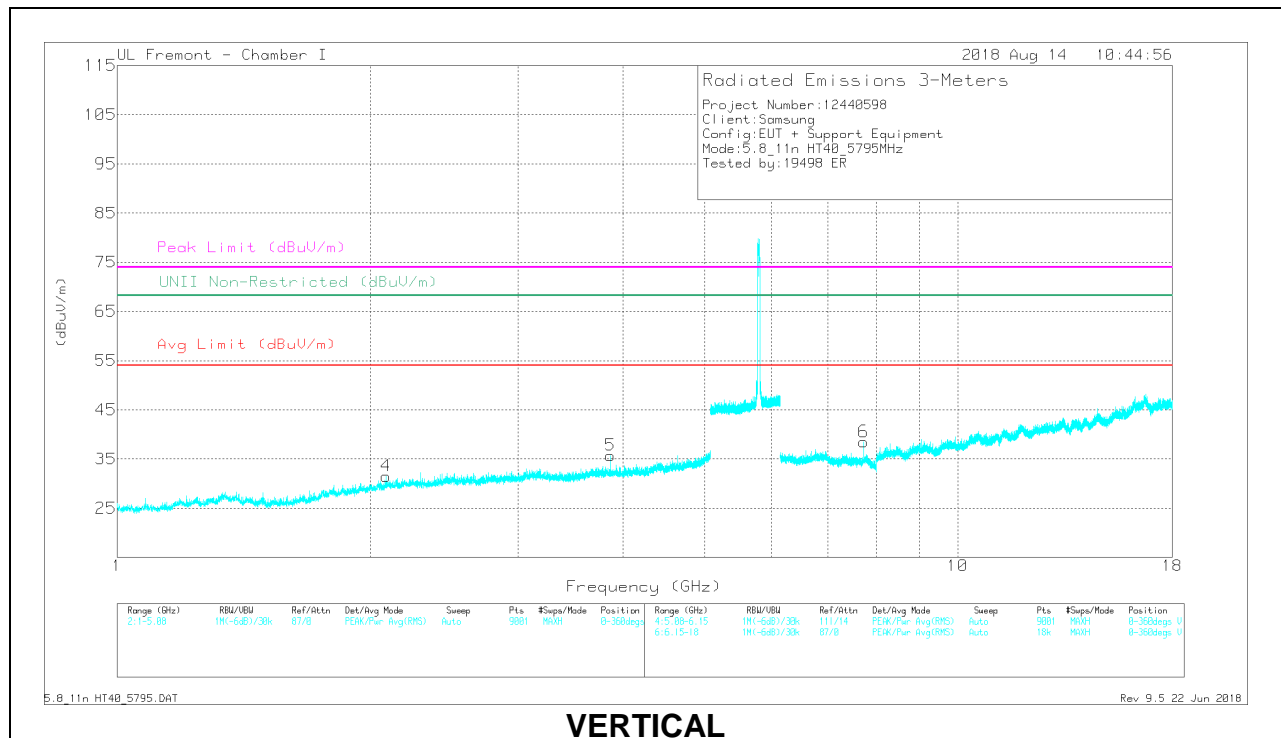
PK-U - U-NII: Maximum Peak

ADR - U-NII AD primary method, RMS average

HIGH CHANNEL RESULTS



HORIZONTAL



VERTICAL

RADIATED EMISSIONS

Marker	Frequency (GHz)	Meter Reading (dBuV)	Det	AF T344 (dB/m)	Amp/Cbl/Ftr/Pad (dB)	DC Corr (dB)	Corrected Reading (dBuV/m)	Avg Limit (dBuV/m)	Margin (dB)	Peak Limit (dBuV/m)	PK Margin (dB)	UNII Non-Restricted (dBuV/m)	PK Margin (dB)	Azimuth (Degs)	Height (cm)	Polarity
1	1.952	41.23	PK-U	30.8	-35.2	0	36.83	-	-	-	-	68.2	-31.37	218	214	H
2	* 3.863	41.14	PK-U	33.4	-31.8	0	42.74	-	-	74	-31.26	-	-	97	106	H
	* 3.863	34.38	ADR	33.4	-31.8	.17	36.15	54	-17.85	-	-	-	-	97	106	H
4	2.086	40.04	PK-U	31.5	-35.1	0	36.44	-	-	-	-	68.2	-31.76	273	167	V
5	* 3.863	39.54	PK-U	33.4	-31.8	0	41.14	-	-	74	-32.86	-	-	309	119	V
	* 3.863	31.11	ADR	33.4	-31.8	.17	32.88	54	-21.12	-	-	-	-	309	119	V
3	* 7.727	34.71	PK-U	35.7	-25.7	0	44.71	-	-	74	-29.29	-	-	108	111	H
	* 7.727	27.79	ADR	35.7	-25.7	.17	37.96	54	-16.04	-	-	-	-	108	111	H
6	* 7.726	31.65	PK-U	35.7	-25.7	0	41.65	-	-	74	-32.35	-	-	198	122	V
	* 7.727	23.29	ADR	35.7	-25.7	.17	33.46	54	-20.54	-	-	-	-	198	122	V

* - indicates frequency in CFR47 Pt 15 Restricted Band

PK-U - U-NII: Maximum Peak

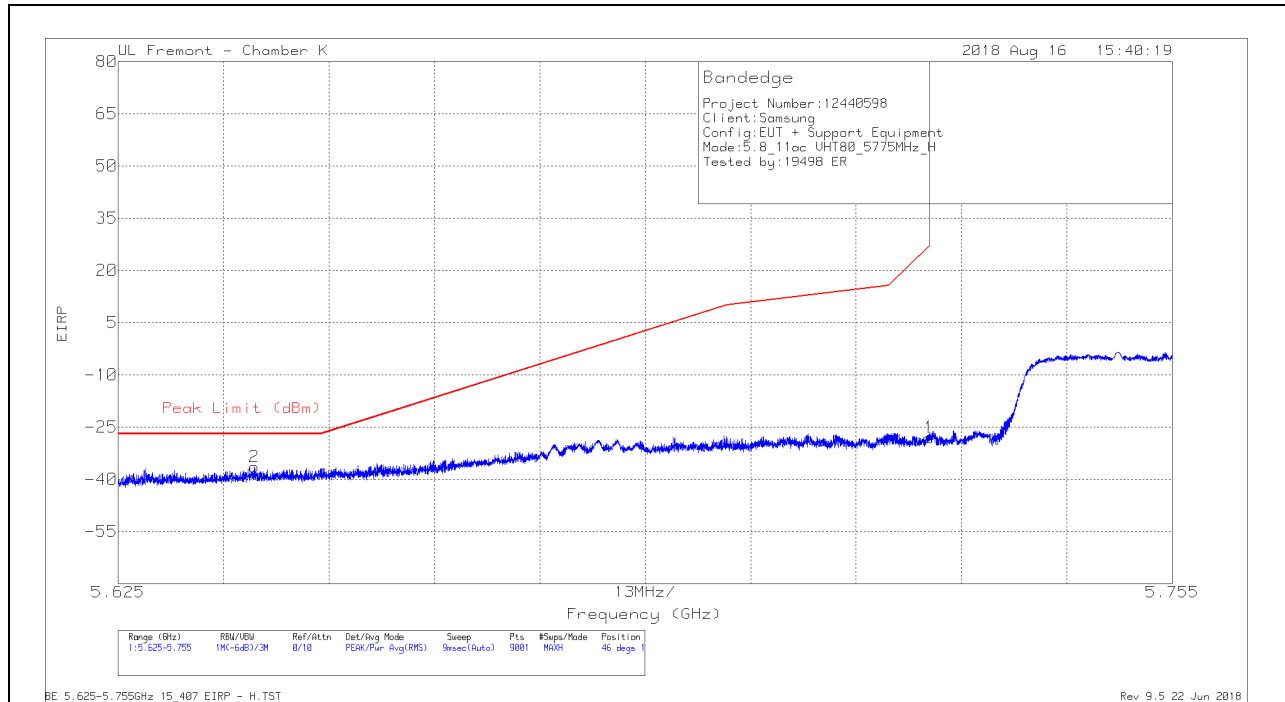
ADR - U-NII AD primary method, RMS average

10.1.16. TX ABOVE 1 GHz 802.11ac VHT80 MODE IN THE 5.8 GHz BAND

1TX Antenna 1 MODE

BANDEDGE (CHANNEL 155 LOW EDGE)

HORIZONTAL RESULT

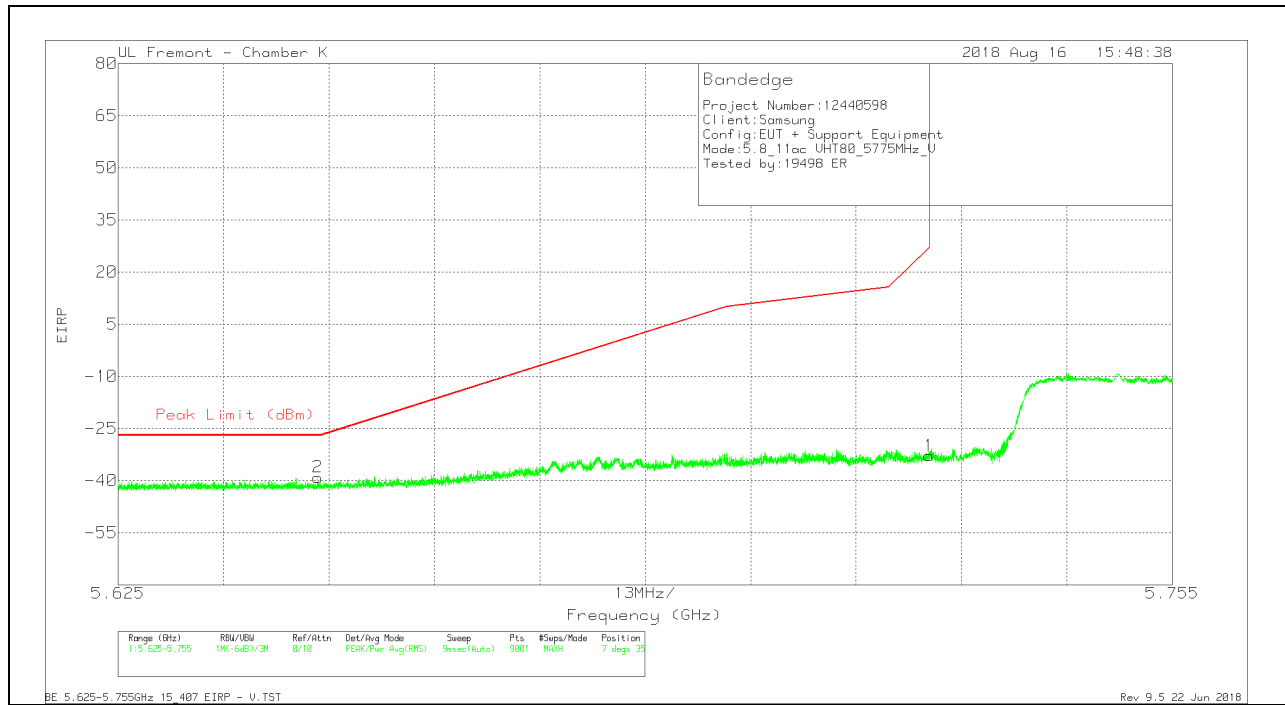


Trace Markers

Marker	Frequency (GHz)	Meter Reading (dBm)	Det	AF T344 (dB/m)	Amp/Cbl/Filtr/Pad (dB)	Conversion Factor (dB)	Corrected Reading EIRP	Peak Limit (dBm)	PK Margin (dB)	Azimuth (Degs)	Height (cm)	Polarity
1	5.725	-55.78	Pk	34.9	-19	11.8	-28.08	26.99	-55.07	46	108	H
2	5.642	-63.46	Pk	34.6	-19.4	11.8	-36.46	-27	-9.46	46	108	H

Pk - Peak detector

VERTICAL RESULT



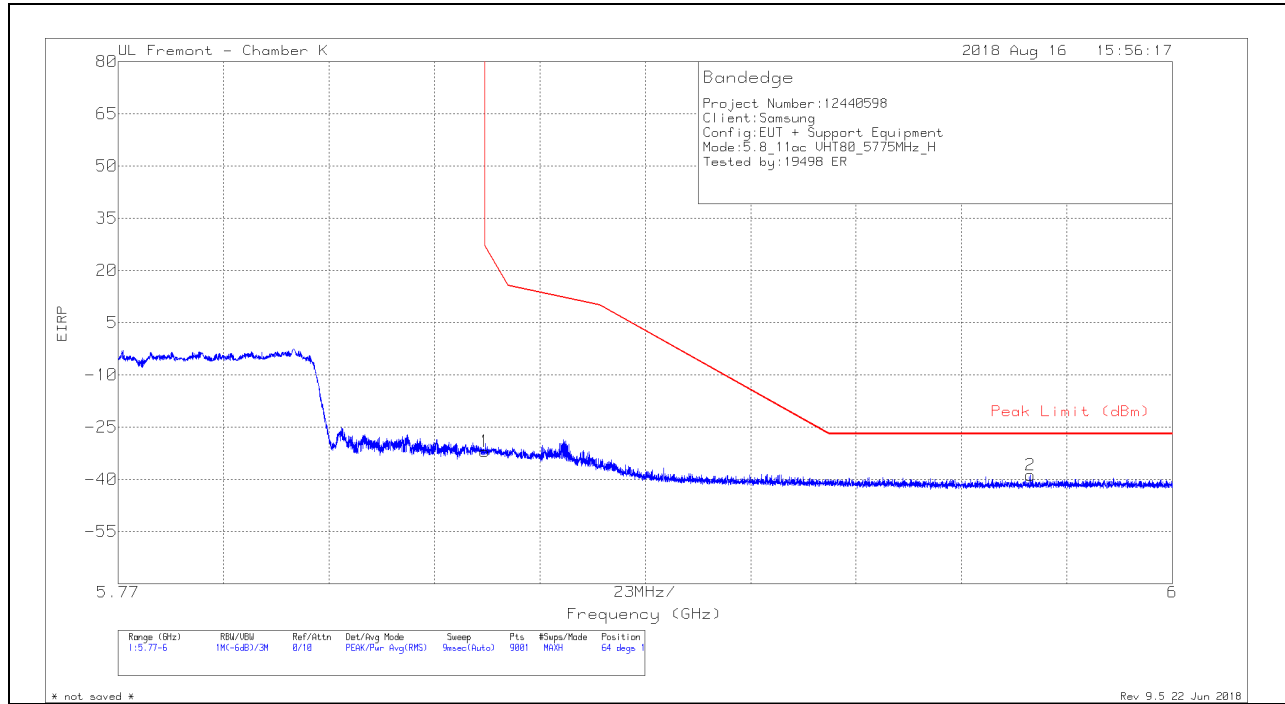
Trace Markers

Marker	Frequency (GHz)	Meter Reading (dBm)	Det	AFT344 (dB/m)	Amp/Cbl/Filtr/Pad (dB)	Conversion Factor (dB)	Corrected Reading EIRP	Peak Limit (dBm)	PK Margin (dB)	Azimuth (Degs)	Height (cm)	Polarity
1	5.725	-60.5	Pk	34.9	-19	11.8	-32.8	26.99	-59.79	7	350	V
2	5.65	-66.03	Pk	34.6	-19.4	11.8	-39.03	-27	-12.03	7	350	V

Pk - Peak detector

BANDEGE (CHANNEL 155 HIGH EDGE)

HORIZONTAL RESULT

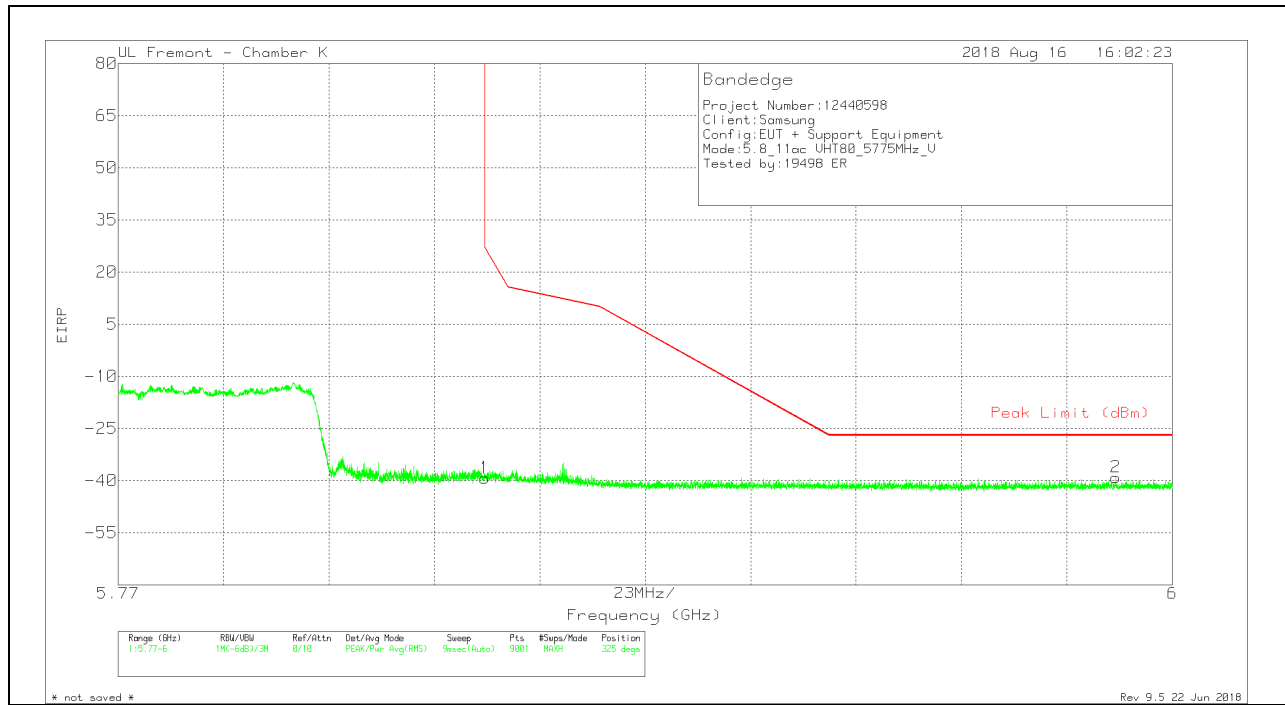


Trace Markers

Marker	Frequency (GHz)	Meter Reading (dBm)	Det	AF T344 (dB/m)	Amp/Cbl/Filtr/Pad (dB)	Conversion Factor (dB)	Corrected Reading EIRP	Peak Limit (dBm)	PK Margin (dB)	Azimuth (Degs)	Height (cm)	Polarity
1	5.85	-59.94	Pk	35	-18.9	11.8	-32.04	26.96	-59	64	115	H
2	5.969	-67.02	Pk	35.1	-18.7	11.8	-38.82	-27	-11.82	64	115	H

Pk - Peak detector

VERTICAL RESULT



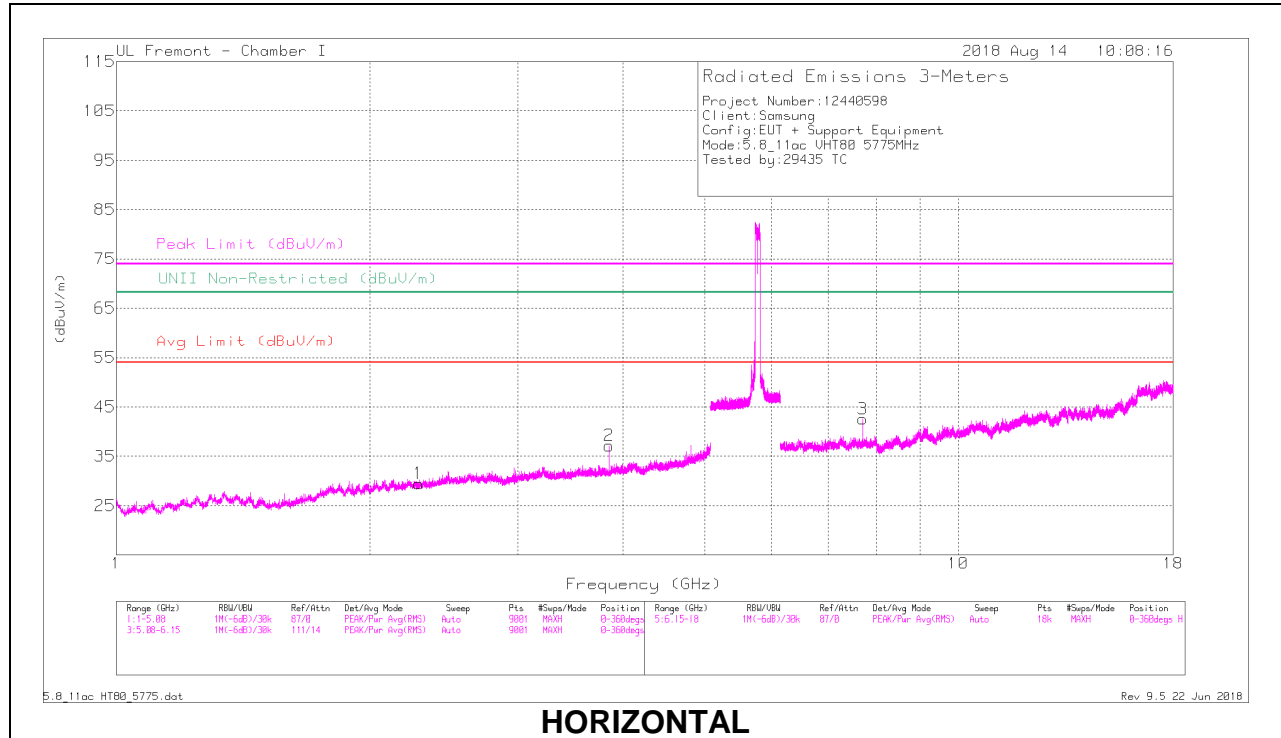
Trace Markers

Marker	Frequency (GHz)	Meter Reading (dBm)	Det	AF T344 (dB/m)	Amp/Cbl/Filtr/Pad (dB)	Conversion Factor (dB)	Corrected Reading EIRP	Peak Limit (dBm)	PK Margin (dB)	Azimuth (Degs)	Height (cm)	Polarity
1	5.85	-67.15	Pk	35	-18.9	11.8	-39.25	26.96	-66.21	325	115	V
2	5.988	-67.44	Pk	35.1	-18.5	11.8	-39.04	-27	-12.04	325	115	V

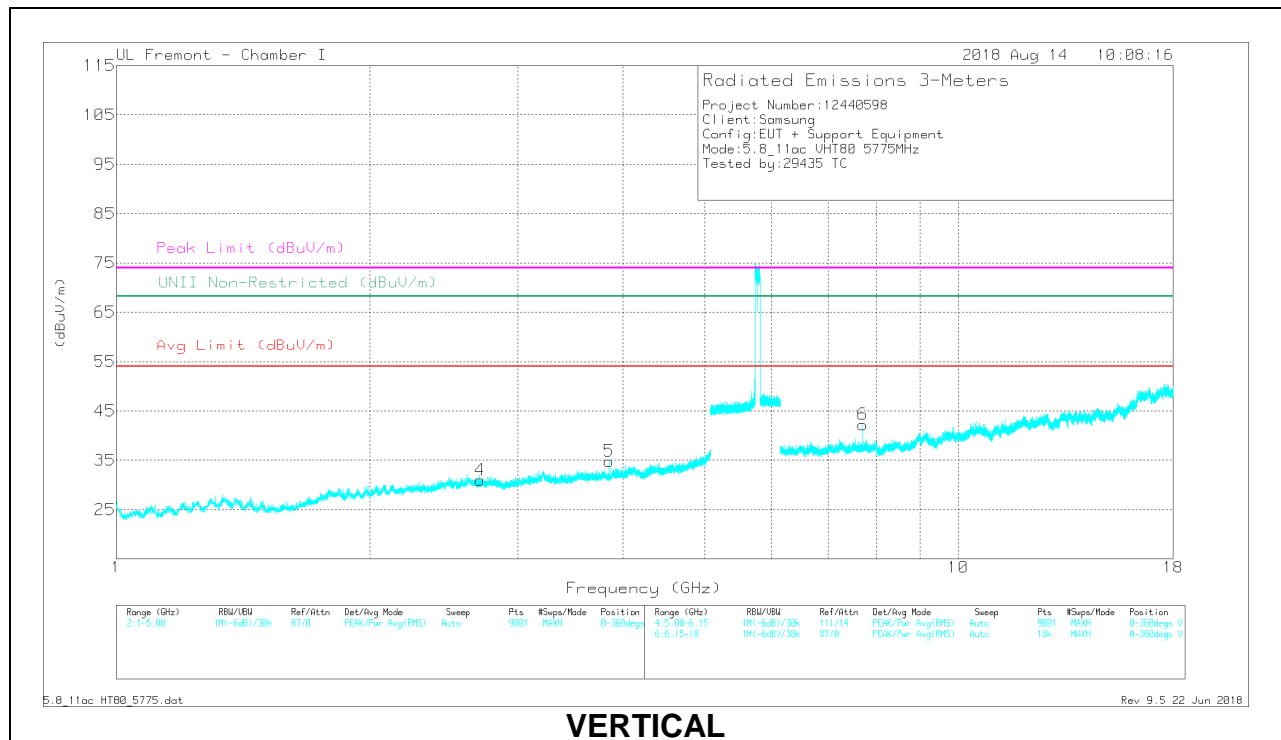
Pk - Peak detector

HARMONICS AND SPURIOUS EMISSIONS

MID CHANNEL RESULTS



HORIZONTAL



VERTICAL

RADIATED EMISSIONS

Marker	Frequency (GHz)	Meter Reading (dBuV)	Det	AF T862 (dB/m)	Amp/Cbl/Ftr/Pad (dB)	DC Corr (dB)	Corrected Reading (dBuV/m)	Avg Limit (dBuV/m)	Margin (dB)	Peak Limit (dBuV/m)	PK Margin (dB)	UNII Non-Restricted (dBuV/m)	PK Margin (dB)	Azimuth (Degs)	Height (cm)	Polarity
1	* 2.287	37.42	PK-U	31.4	-31.8	0	37.02	-	-	74	-36.98	-	-	183	398	H
	* 2.288	27.85	ADR	31.4	-31.8	.33	27.78	54	-26.22	-	-	-	-	183	398	H
2	* 3.85	37.93	PK-U	32.9	-29.8	0	41.03	-	-	74	-32.97	-	-	65	133	H
	* 3.85	30.77	ADR	32.9	-29.8	.33	34.2	54	-19.8	-	-	-	-	65	133	H
4	* 2.703	37.8	PK-U	32.4	-31.5	0	38.7	-	-	74	-35.3	-	-	174	333	V
	* 2.704	27.58	ADR	32.4	-31.5	.33	28.81	54	-25.19	-	-	-	-	174	333	V
5	* 3.85	36.01	PK-U	32.9	-29.8	0	39.11	-	-	74	-34.89	-	-	75	244	V
	* 3.85	27.66	ADR	32.9	-29.8	.33	31.09	54	-22.91	-	-	-	-	75	244	V
3	* 7.7	31.71	PK-U	35.7	-19.8	0	47.61	-	-	74	-26.39	-	-	67	102	H
	* 7.7	25.84	ADR	35.7	-19.8	.33	42.07	54	-11.93	-	-	-	-	67	102	H
6	* 7.7	32.16	PK-U	35.7	-19.8	0	48.06	-	-	74	-25.94	-	-	278	100	V
	* 7.7	24.24	ADR	35.7	-19.8	.33	40.47	54	-13.53	-	-	-	-	278	100	V

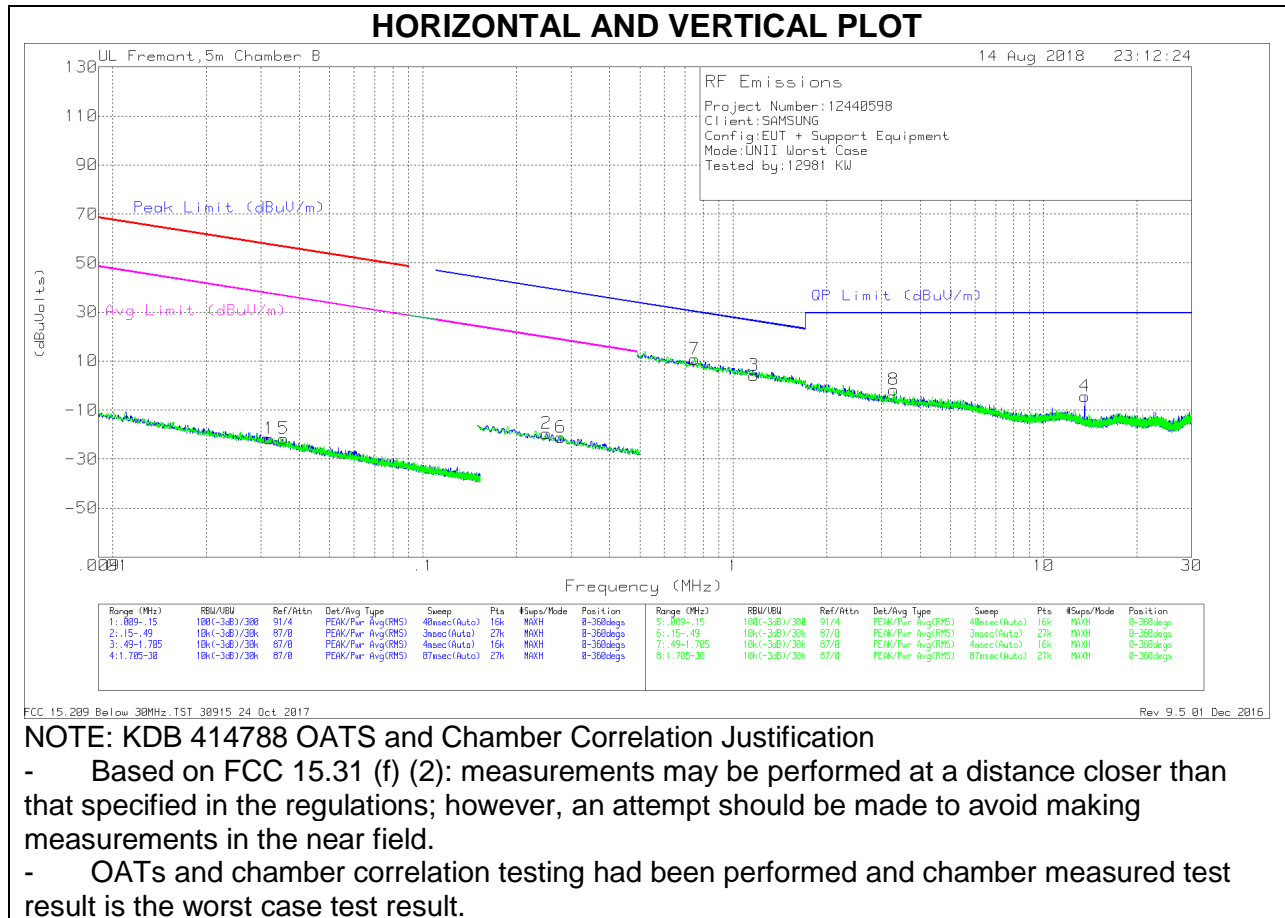
* - indicates frequency in CFR47 Pt 15 Restricted Band

PK-U - U-NII: Maximum Peak

ADR - U-NII AD primary method, RMS average

10.2. Worst Case Below 30 MHz

SPURIOUS EMISSIONS 9 kHz TO 30 MHz (WORST-CASE CONFIGURATION)



Below 30 MHz Data

Trace Markers

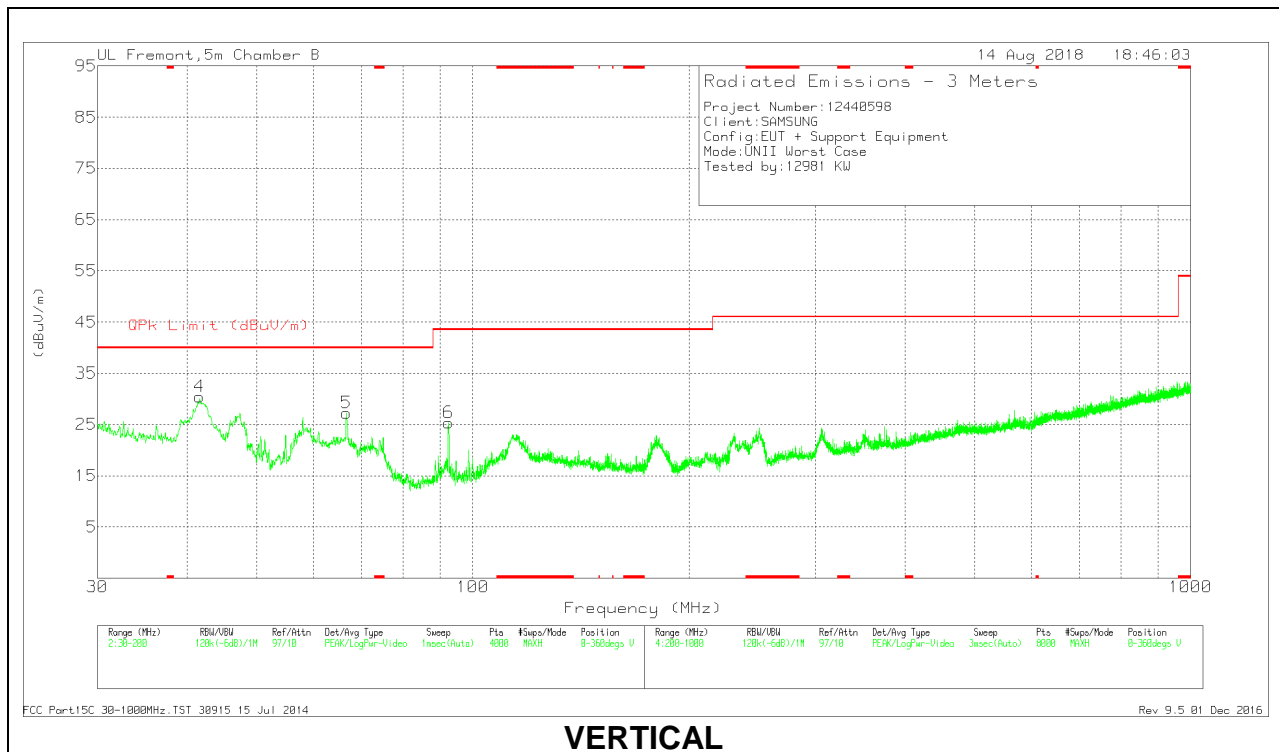
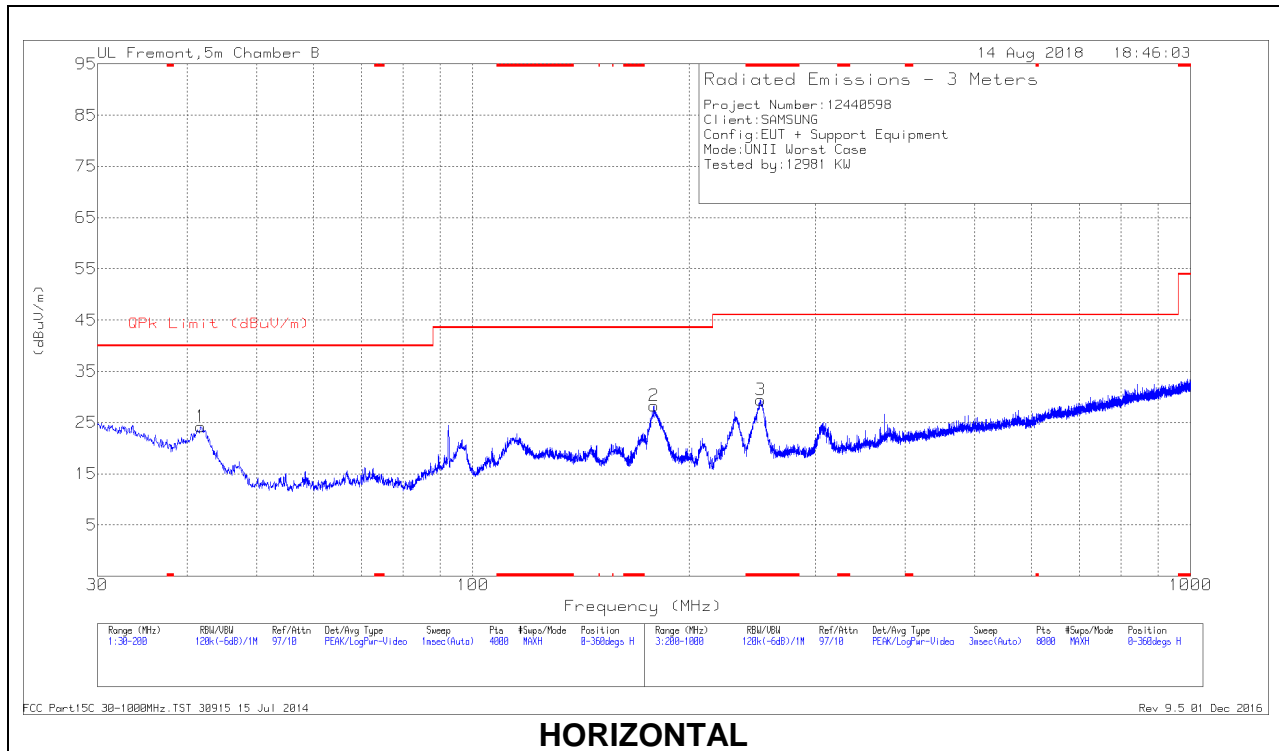
Marker	Frequency (MHz)	Meter Reading (dBuV)	Det	Loop Antenna (dB/m)	Cbl (dB)	Dist Corr 300m	Corrected Reading (dBuVolts)	Peak Limit (dBuV/m)	Margin (dB)	Avg Limit (dBuV/m)	Margin (dB)	Azimuth (Degs)
1	.03196	41.41	Pk	15.4	1.4	-80	-21.79	57.49	-79.28	37.49	-59.28	0-360
5	.03562	41.79	Pk	15.2	1.4	-80	-21.61	56.55	-78.16	36.55	-58.16	0-360
2	.25007	45.03	Pk	13.8	1.5	-80	-19.67	39.65	-59.32	19.65	-39.32	0-360
6	.27795	43.56	Pk	13.8	1.5	-80	-21.14	38.73	-59.87	18.73	-39.87	0-360

Pk - Peak detector

Marker	Frequency (MHz)	Meter Reading (dBuV)	Det	Loop Antenna (dB/m)	Cbl (dB)	Dist Corr (dB) 40Log	Corrected Reading (dBuVolts)	QP Limit (dBuV/m)	Margin (dB)	Azimuth (Degs)
7	.75083	35.16	Pk	14	1.5	-40	10.66	30.1	-19.44	0-360
3	1.16496	28.38	Pk	14.3	1.5	-40	4.18	26.3	-22.12	0-360
8	3.28853	22.37	Pk	14.4	1.5	-40	-1.73	29.5	-31.23	0-360
4	13.56102	19.57	Pk	14.5	1.6	-40	-4.33	29.5	-33.83	0-360

Pk - Peak detector

10.3. Worst Case Below 1 GHz



Below 1GHz DATA

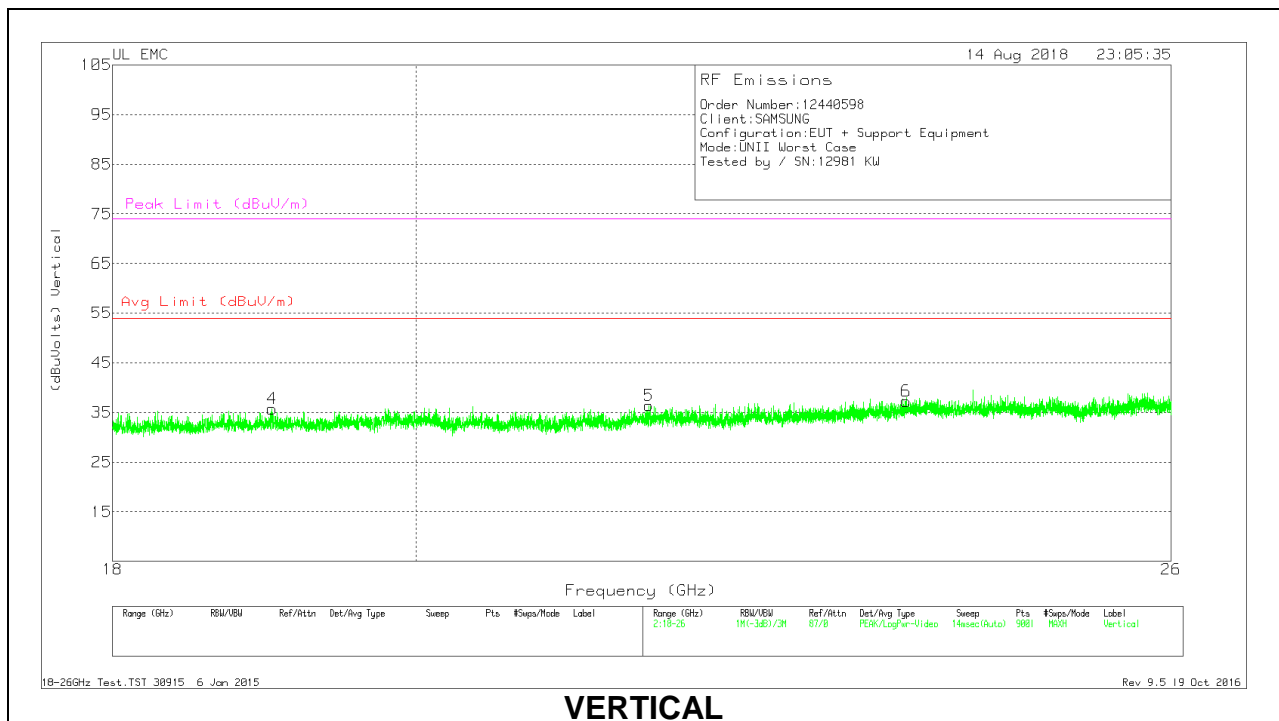
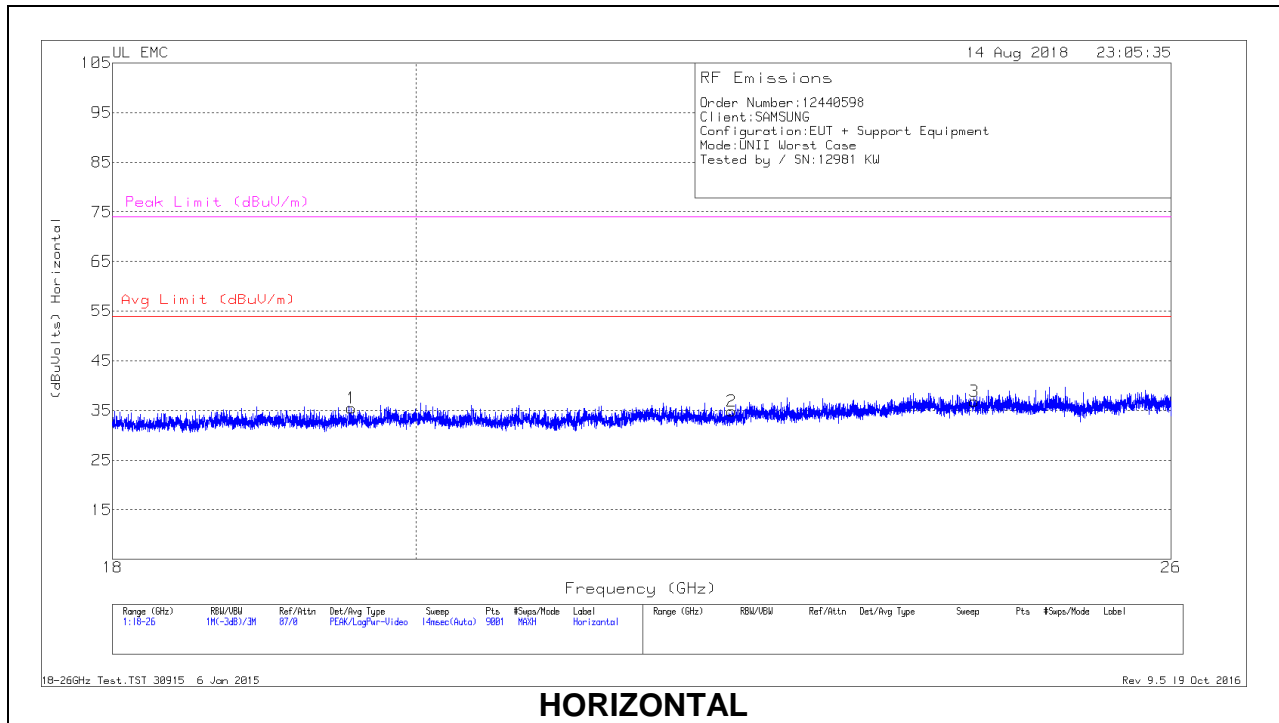
Trace Markers

Marker	Frequency (MHz)	Meter Reading (dBuV)	Det	AF T407 (dB/m)	Amp/Cbl (dB)	Corrected Reading (dBuV/m)	QPk Limit (dBuV/m)	Margin (dB)	Azimuth (Degs)	Height (cm)	Polarity
3	* 251.6067	40.24	Pk	15.5	-26.3	29.44	46.02	-16.58	0-360	100	H
4	41.648	30.03	Pk	16.7	-28.7	18.03	40	-21.97	0-360	100	V
1	41.7755	36.26	Pk	16.7	-28.7	24.26	40	-15.74	0-360	300	H
5	66.687	43.41	Pk	12.1	-28.3	27.21	40	-12.79	0-360	100	V
6	92.5337	41.13	Pk	12.2	-28	25.33	43.52	-18.19	0-360	100	V
2	178.6822	40.01	Pk	15.3	-27.1	28.21	43.52	-15.31	0-360	200	H

* - indicates frequency in CFR47 Pt 15 Restricted Band

Pk - Peak detector

10.4. Worst Case 18-26 GHz



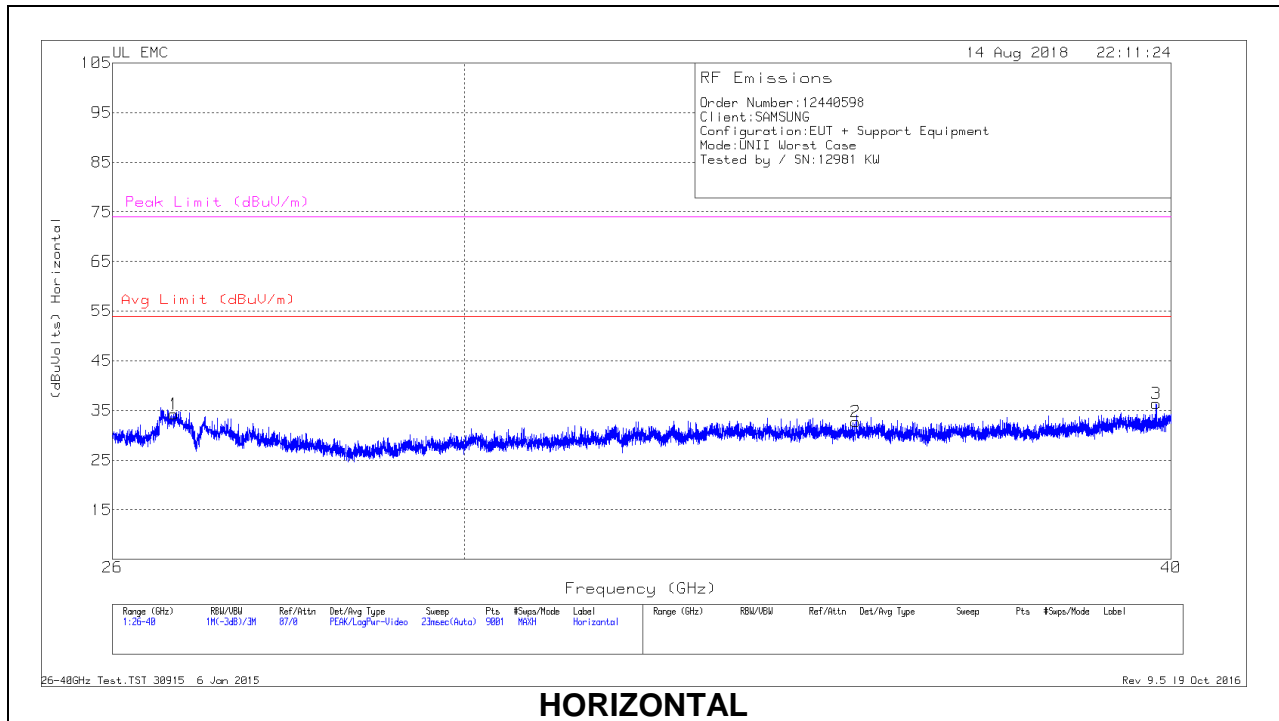
18 – 26GHz DATA

Trace Markers

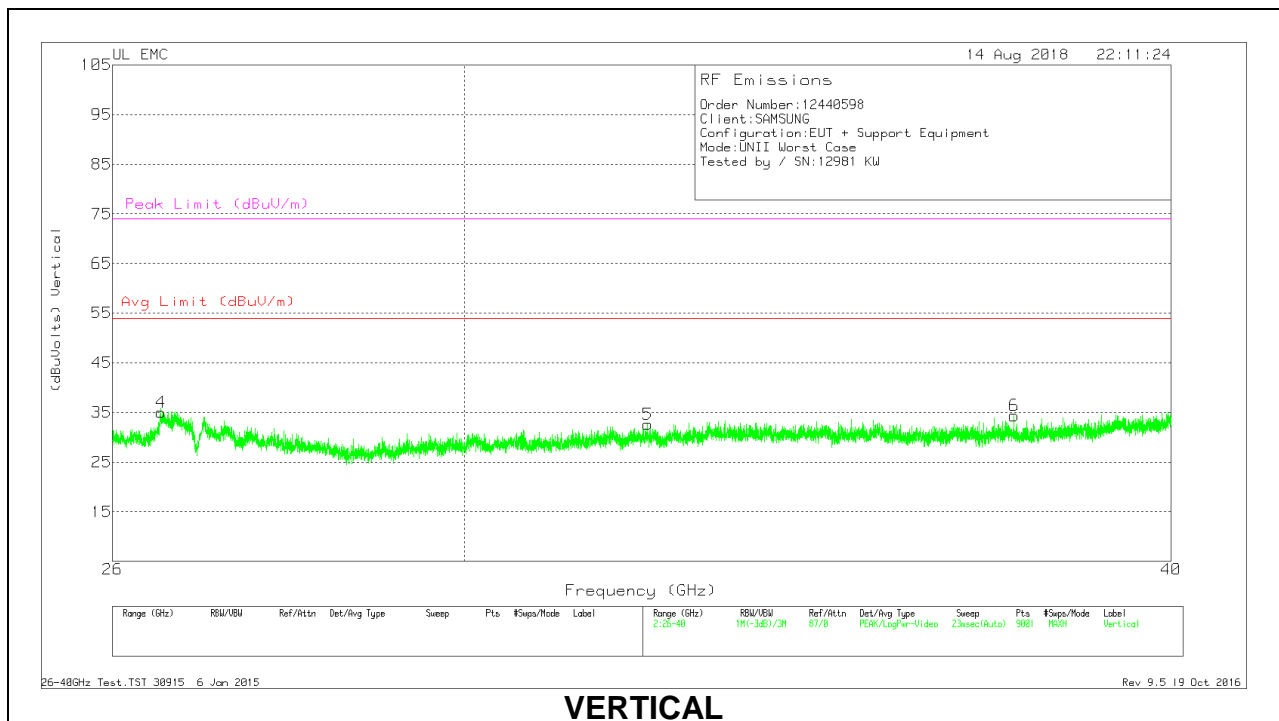
Marker	Frequency (GHz)	Meter Reading (dBuV)	Det	T89 AF (dB/m)	Amp/Cbl (dB)	Dist Corr (dB)	Corrected Reading (dBuVolts)	Avg Limit (dBuV/m)	Margin (dB)	Peak Limit (dBuV/m)	PK Margin (dB)
1	19.557	37.55	Pk	32.5	-25.1	-9.5	35.45	54	-18.55	74	-38.55
2	22.318	36.58	Pk	32.9	-25.1	-9.5	34.88	54	-19.12	74	-39.12
3	24.28	36.92	Pk	33.6	-24.2	-9.5	36.82	54	-17.18	74	-37.18
4	19.025	37.72	Pk	32.2	-24.7	-9.5	35.72	54	-18.28	74	-38.28
5	21.686	37.4	Pk	33.2	-24.7	-9.5	36.4	54	-17.6	74	-37.6
6	23.711	37.34	Pk	33.7	-24.3	-9.5	37.24	54	-16.76	74	-36.76

Pk - Peak detector

10.5. Worst Case 26-40 GHz



HORIZONTAL



VERTICAL

26 – 40GHz DATA

Trace Markers

Marker	Frequency (GHz)	Meter Reading (dBuV)	Det	T90 AF (dB/m)	Amp/Cbl (dB)	Dist Corr (dB)	Corrected Reading (dBuVolts)	Avg Limit (dBuV/m)	Margin (dB)	Peak Limit (dBuV/m)	PK Margin (dB)
1	26.655	38.92	Pk	35.4	-30.6	-9.5	34.22	54	-19.78	74	-39.78
2	35.184	37.81	Pk	37.6	-33.2	-9.5	32.71	54	-21.29	74	-41.29
3	39.756	40.17	Pk	37.2	-31.5	-9.5	36.37	54	-17.63	74	-37.63
4	26.516	39.62	Pk	35.5	-30.6	-9.5	35.02	54	-18.98	74	-38.98
5	32.323	38.42	Pk	36.4	-32.7	-9.5	32.62	54	-21.38	74	-41.38
6	37.52	39.66	Pk	37.2	-33	-9.5	34.36	54	-19.64	74	-39.64

Pk - Peak detector

11. AC POWER LINE CONDUCTED EMISSIONS

LIMITS

FCC §15.207 (a)

Frequency of Emission (MHz)	Conducted Limit (dBuV)	
	Quasi-peak	Average
0.15-0.5	66 to 56	56 to 46
0.5-5	56	46
5-30	60	50

*Decreases with the logarithm of the frequency.

TEST PROCEDURE

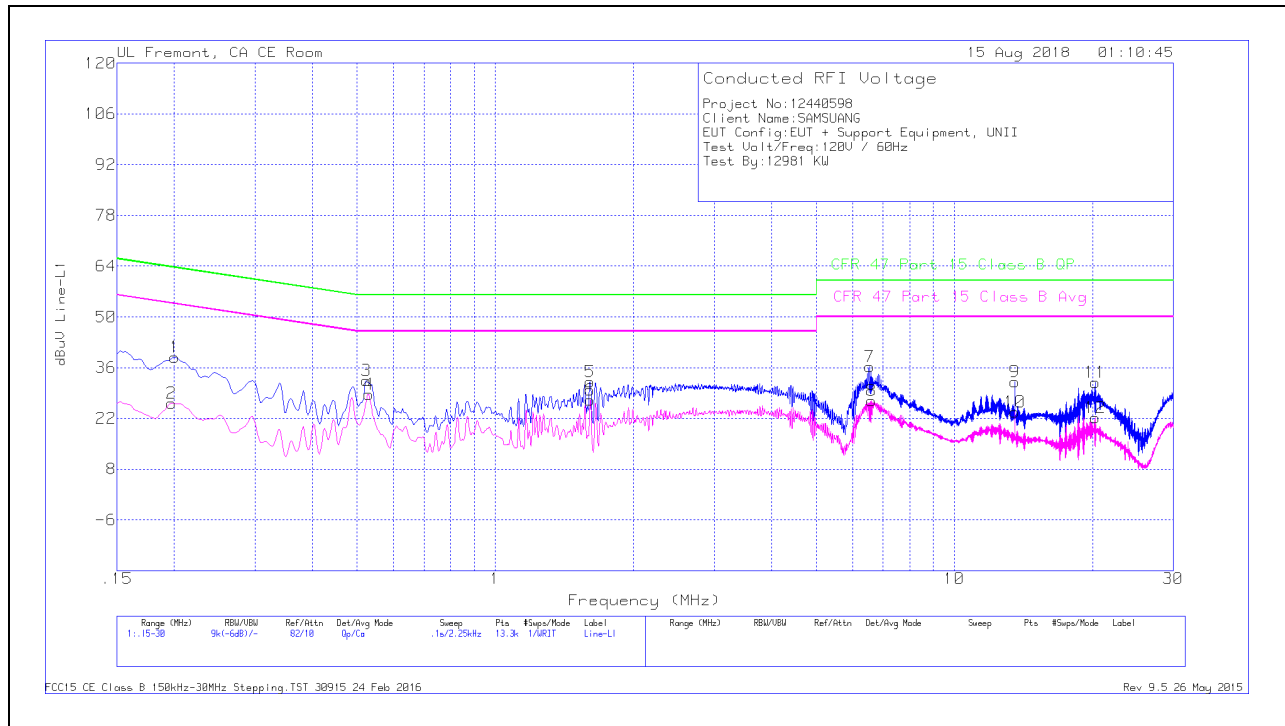
The EUT is placed on a non-conducting table 40 cm from the vertical ground plane and 80 cm above the horizontal ground plane. The EUT is configured in accordance with ANSI C63.10.

The receiver is set to a resolution bandwidth of 9 kHz. Peak detection is used unless otherwise noted as quasi-peak or average.

Line conducted data is recorded for both NEUTRAL and HOT lines.

RESULTS

LINE 1 RESULTS

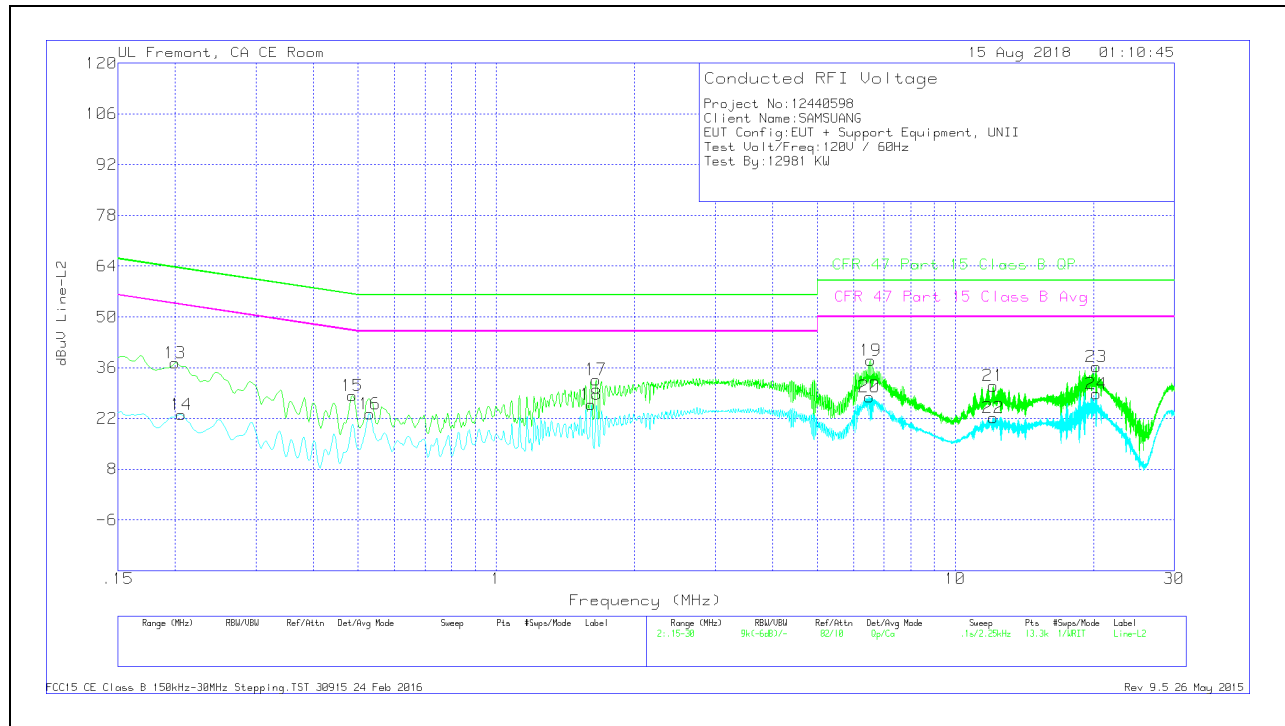


Trace Markers

Range 1: Line-L1 .15 - 30MHz											
Marker	Frequency (MHz)	Meter Reading (dBuV)	Det	LISN L1	LC Cables C1&C3	Limiter (dB)	Corrected Reading dBuV	CFR 47 Part 15 Class B QP	QP Margin (dB)	CFR 47 Part 15 Class B Avg	Av(CISPR) Margin (dB)
1	.20063	28.85	Qp	0	0	10.1	38.95	63.58	-24.63	-	-
2	.19725	16.15	Ca	0	0	10.1	26.25	-	-	53.73	-27.48
3	.5235	22.42	Qp	0	0	10.1	32.52	56	-23.48	-	-
4	.53025	18.5	Ca	0	0	10.1	28.6	-	-	46	-17.4
5	1.61025	21.93	Qp	0	.1	10.1	32.13	56	-23.87	-	-
6	1.61025	16.9	Ca	0	.1	10.1	27.1	-	-	46	-18.9
7	6.54225	25.8	Qp	0	.2	10.2	36.2	60	-23.8	-	-
8	6.5985	16.52	Ca	0	.2	10.2	26.92	-	-	50	-23.08
9	13.56	21.61	Qp	.1	.2	10.2	32.11	60	-27.89	-	-
10	13.56	13.3	Ca	.1	.2	10.2	23.8	-	-	50	-26.2
11	20.2605	21.15	Qp	.1	.3	10.3	31.85	60	-28.15	-	-
12	20.26275	11.46	Ca	.1	.3	10.3	22.16	-	-	50	-27.84

Qp - Quasi-Peak detector
 Ca - CISPR average detection

LINE 2 RESULTS



Trace Markers

Range 2: Line-L2 .15 - 30MHz											
Marker	Frequency (MHz)	Meter Reading (dBuV)	Det	LISN L2	LC Cables C2&C3	Limiter (dB)	Corrected Reading dBuV	CFR 47 Part 15 Class B QP	QP Margin (dB)	CFR 47 Part 15 Class B Avg	Av(CISPR) Margin (dB)
13	.1995	27.18	Qp	0	0	10.1	37.28	63.63	-26.35	-	-
14	.20625	12.98	Ca	0	0	10.1	23.08	-	-	53.35	-30.27
15	.48525	18.14	Qp	0	0	10.1	28.24	56.25	-28.01	-	-
16	.53025	13.17	Ca	0	0	10.1	23.27	-	-	46	-22.73
17	1.65075	22.5	Qp	0	.1	10.1	32.7	56	-23.3	-	-
18	1.61025	15.58	Ca	0	.1	10.1	25.78	-	-	46	-20.22
19	6.54225	27.55	Qp	0	.2	10.2	37.95	60	-22.05	-	-
20	6.4995	17.61	Ca	0	.2	10.2	28.01	-	-	50	-21.99
21	12.11325	20.47	Qp	.1	.2	10.2	30.97	60	-29.03	-	-
22	12.111	11.63	Ca	.1	.2	10.2	22.13	-	-	50	-27.87
23	20.26275	25.59	Qp	.1	.3	10.3	36.29	60	-23.71	-	-
24	20.26725	18.1	Ca	.1	.3	10.3	28.8	-	-	50	-21.2

Qp - Quasi-Peak detector
 Ca - CISPR average detection