


12. SETUP PHOTOS (ORIGINAL)


ANTENNA PORT AND AC LINE CONDUCTED SETUP



RF ANTENNA PORT CONDUCTED




AC LINE CONDUCTED (FRONT)




AC LINE CONDUCTED (BACK)


RADIATED RF MEASUREMENT SETUP




BELOW 30MHz (FRONT)




BELOW 30MHz (BACK)



BELOW 1GHz (FRONT)



BELOW 1GHz (BACK)




ABOVE 1GHz (FRONT)




ABOVE 1GHz (BACK)

ORIENTATIONS




13. SETUP PHOTOS (SPOT CHECK)

RADIATED EMISSIONS MEASUREMENT SETUP



RADIATED FRONT PHOTO (ABOVE 1 GHz)



RADIATED BACK PHOTO (ABOVE 1 GHz)

END OF REPORT