

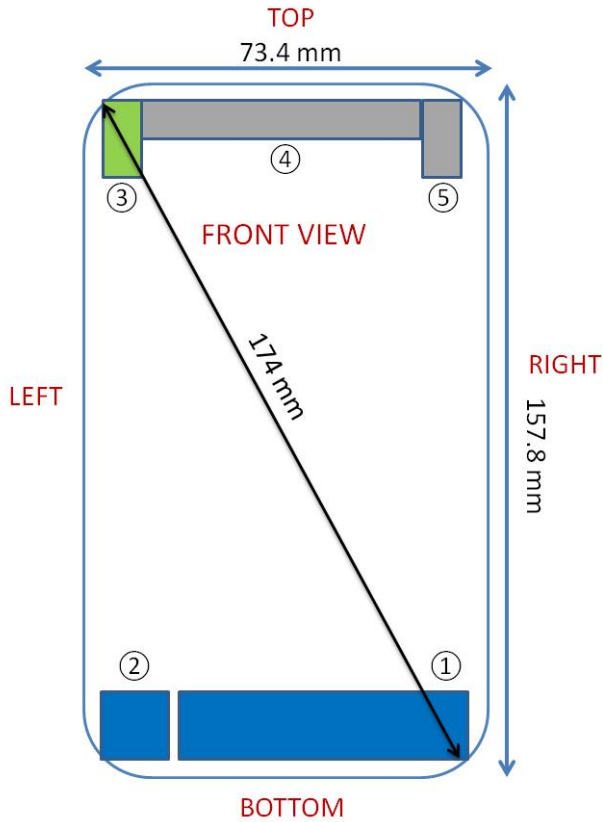


# APPENDIX F: DUT ANTENNA DIAGRAM & SAR TEST SETUP PHOTOGRAPHS

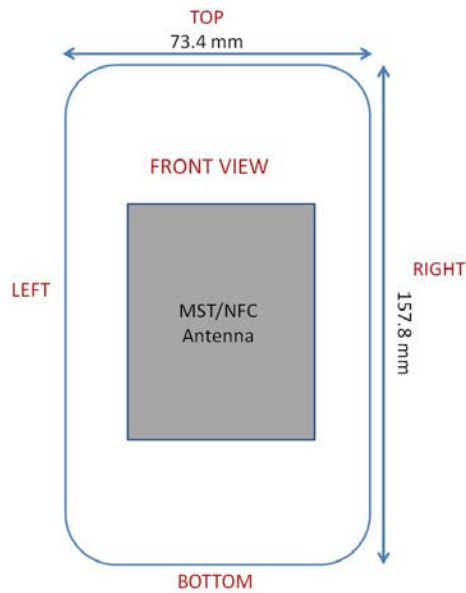
<b>FCC ID:</b> A3LSMA730F		<b>SAR EVALUATION REPORT</b>		<b>Approved by:</b> Quality Manager
<b>Test Dates:</b> 11/14/17	<b>DUT Type:</b> Portable Handset			APPENDIX F: Page 1 of 8





- ① Main Band Antenna I Tx/Rx
  1. GSM/GPRS/EDGE 850/1900 MHz
  2. UMTS Band II/IV/V
  3. LTE Band 2/4/5/12/13/17/26/66
- ② Main Band Antenna II Tx/Rx
  1. LTE Band 41
- ③ WIFI/BT Antenna I Tx/Rx
  1. 2.4 GHz WIFI/BT
  2. 5 GHz WIFI
  3. Ant+
- ④ Sub Antenna I
  1. GSM/GPRS/EDGE 850 MHz
  2. UMTS Band V
  3. LTE Band 5/12/13/17/26
- ⑤ Sub Antenna II
  1. GSM/GPRS/EDGE 1900 MHz
  2. UMTS Band II/IV
  3. LTE Band 2/4/66/41
  4. GPS Rx Antenna


Note: Exact antenna dimensions and separation distances are shown in the Technical Descriptions in the FCC Filing.

**Figure F-1  
DUT Antenna Locations**

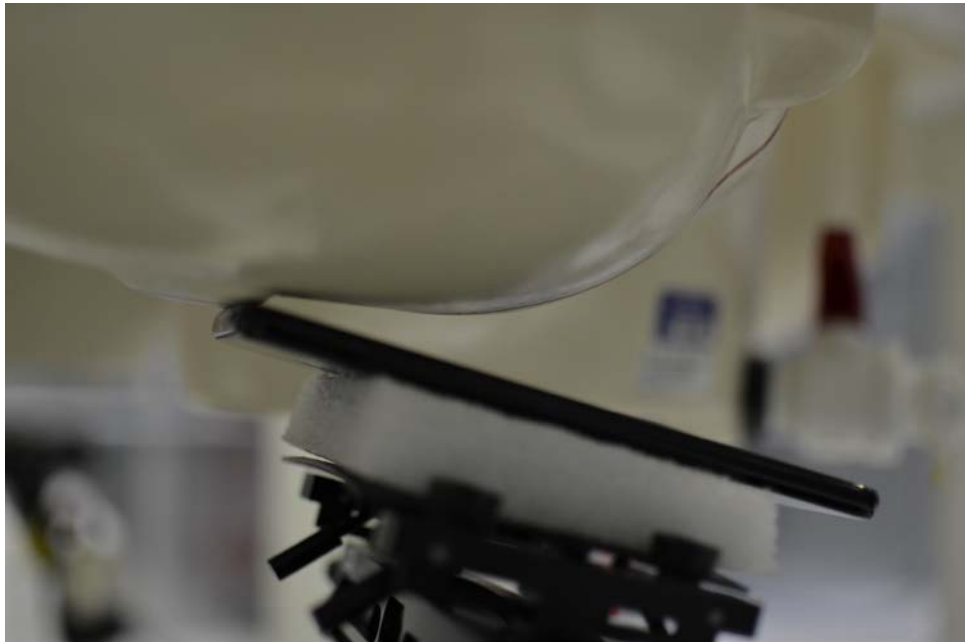


**Figure F-2  
NFC Antenna Locations**



<b>FCC ID:</b> A3LSMA730F		<b>SAR EVALUATION REPORT</b>		<b>Approved by:</b> Quality Manager
<b>Test Dates:</b> 11/14/17	<b>DUT Type:</b> Portable Handset			APPENDIX F: Page 2 of 8




**SAR Test Setup Photo 1: Right Cheek**




**SAR Test Setup Photo 2: Right Tilt**



<b>FCC ID:</b> A3LSMA730F		<b>SAR EVALUATION REPORT</b>		<b>Approved by:</b> Quality Manager
<b>Test Dates:</b> 11/14/17	<b>DUT Type:</b> Portable Handset	<b>APPENDIX F:</b> Page 3 of 8		




SAR Test Setup Photo 3: Left Cheek




SAR Test Setup Photo 4: Left Tilt



<b>FCC ID:</b> A3LSMA730F		<b>SAR EVALUATION REPORT</b>		<b>Approved by:</b> Quality Manager
<b>Test Dates:</b> 11/14/17	<b>DUT Type:</b> Portable Handset	<b>APPENDIX F:</b> Page 4 of 8		




**SAR Test Setup Photo 5: Back at 1.5 cm**



**SAR Test Setup Photo 6: Back at 1.0 cm**



<b>FCC ID:</b> A3LSMA730F		<b>SAR EVALUATION REPORT</b>		<b>Approved by:</b> Quality Manager
<b>Test Dates:</b> 11/14/17	<b>DUT Type:</b> Portable Handset	<b>APPENDIX F:</b> Page 5 of 8		



**SAR Test Setup Photo 7: Front at 1.0 cm**




**SAR Test Setup Photo 8: Bottom at 1.0 cm**



<b>FCC ID:</b> A3LSMA730F		<b>SAR EVALUATION REPORT</b>		<b>Approved by:</b> Quality Manager
<b>Test Dates:</b> 11/14/17	<b>DUT Type:</b> Portable Handset	<b>APPENDIX F:</b> Page 6 of 8		



SAR Test Setup Photo 9: Right at 1.0 cm





SAR Test Setup Photo 10: Left at 1.0 cm

<b>FCC ID:</b> A3LSMA730F		<b>SAR EVALUATION REPORT</b>		<b>Approved by:</b> Quality Manager
<b>Test Dates:</b> 11/14/17	<b>DUT Type:</b> Portable Handset	<b>APPENDIX F:</b> Page 7 of 8		



**SAR Test Setup Photo 11: Vertical and Horizontal Reference Lines**

<b>FCC ID:</b> A3LSMA730F		<b>SAR EVALUATION REPORT</b> 	<b>Approved by:</b> Quality Manager
<b>Test Dates:</b> 11/14/17	<b>DUT Type:</b> Portable Handset	<b>APPENDIX F:</b> Page 8 of 8	