

**- APPENDIX A. Test Setup Photographs -**

<<Conducted Disturbance –Front>>

- Mode 1




- Mode 2




- Mode 3



- Mode 4



- Mode 5



<<Conducted Disturbance – Rear >>

- Mode 1



- Mode 2



- Mode 3



- Mode 4



- Mode 5




<<Radiated Disturbance for Below 1 GHz –Front>>


- Mode 1,2



- Mode 3,4




-Mode 5






<<Radiated Disturbance for Below 1 GHz –Rear>>


- Mode 1,2



- Mode 3,4




- Mode 5




<<Radiated Disturbance for Above 1 GHz –Front>>


- Mode 1,2



- Mode 3,4




-Mode 5




<<Radiated Disturbance for Above 1 GHz –Rear>>


- Mode 1,2



- Mode 3,4



-Mode 5



--- End of page ---