

GSM

Communication System: UID 0, Generic GSM (0); Frequency: 836.6 MHz; Duty Cycle: 1:8.30042

T-Coil scan (scan for ANSI C63.19 2011 compliance)/GSM850 Voice ch 190 FR V1//z (axial) 3GPP2 Normal Signal at best S/N/ABM Freq Resp(x,y,z,f) (1x1x1): Measurement grid:

dx=10mm, dy=10mm

Signal Type: Audio File (.wav) 48k_Normal_51s.wav

Output Gain: 52.48

Measure Window Start: 2000ms

Measure Window Length: 51000ms

BWC applied: 10.80 dB

Device Reference Point: 0, 0, -6.3 mm

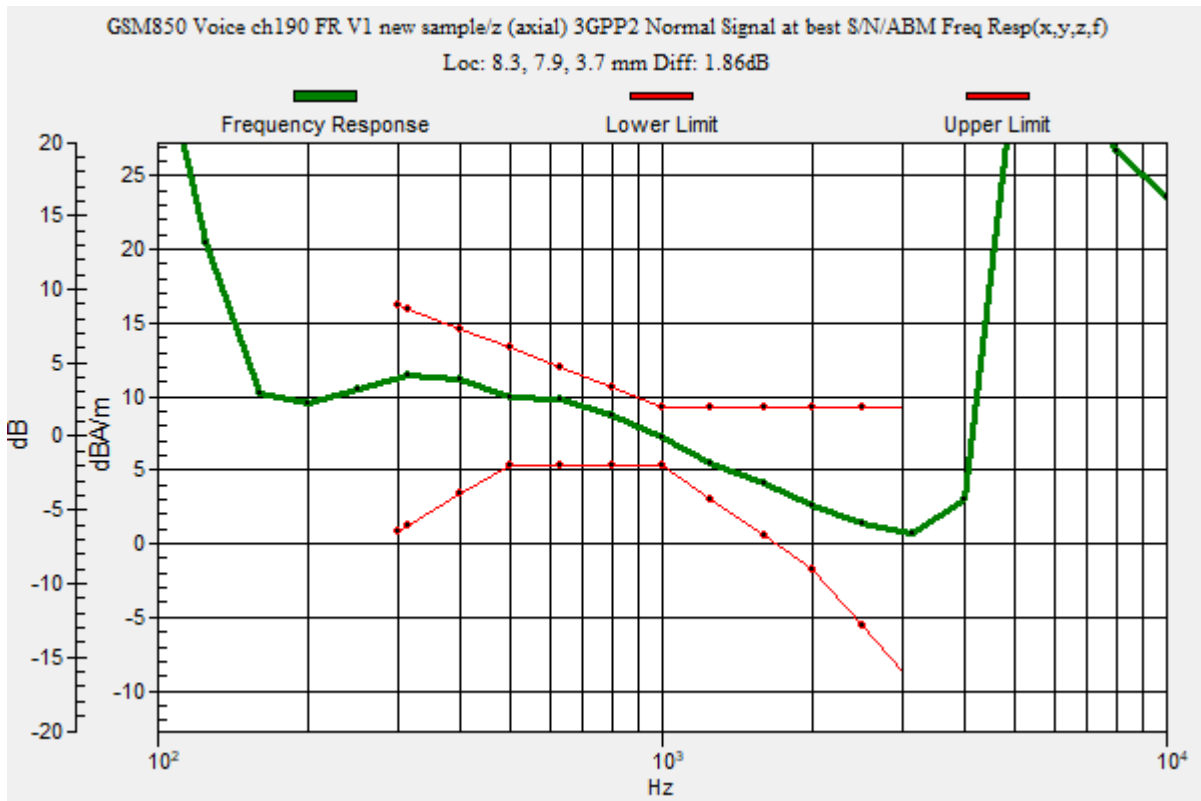
Category	Telephone parameters WD signal quality [(signal+noise)-to-noise ratio in decibels]
Category T1	0 dB to 10 dB
Category T2	10 dB to 20 dB
Category T3	20 dB to 30 dB
Category T4	> 30 dB

Cursor:

Diff = 1.86 dB

BWC Factor = 10.80 dB

Location: 8.3, 7.9, 3.7 mm



GSM

Communication System: UID 0, Generic GSM (0); Frequency: 836.6 MHz; Duty Cycle: 1:8.30042

Phantom section: TCoil Section

DASY5 Configuration:

- Probe: AM1DV3 - 3140; ; Calibrated: 2019-09-16
- Sensor-Surface: 0mm (Fix Surface)
- Electronics: DAE4 Sn1447; Calibrated: 2020-03-20
- Phantom: HAC Test Arch with AMCC; Type: SD HAC P01 BB
- Measurement SW: DASY52, Version 52.10 (4);SEMCAD X Version 14.6.14 (7483)

T-Coil scan (scan for ANSI C63.19 2011 compliance)/GSM850 Voice ch190 FR V1/z (axial) 4.2mm 50 x 50/ABM Interpolated Signal(x,y,z) (121x121x1):

Interpolated grid: dx=1.000 mm, dy=1.000 mm

Signal Type: Audio File (.wav) 48k_voice_1kHz_1s.wav

Output Gain: 24.35

Measure Window Start: 300ms

Measure Window Length: 1000ms

BWC applied: 0.16 dB

Device Reference Point: 0, 0, -6.3 mm

Cursor:


ABM1/ABM2 = 28.86 dB

ABM1 = 8.15 dBA/m

ABM2 = -20.71 dBA/m

BWC Factor = 0.16 dB

Location: 8.3, 7.9, 3.7 mm



0 dB = 1.000 A/m = 0.00 dBA/m

GSM

Communication System: UID 0, Generic GSM (0); Frequency: 836.6 MHz; Duty Cycle: 1:8.30042

Phantom section: TCoil Section

DASY5 Configuration:

- Probe: AM1DV3 - 3140; ; Calibrated: 2019-09-16
- Sensor-Surface: 0mm (Fix Surface)
- Electronics: DAE4 Sn1447; Calibrated: 2020-03-20
- Phantom: HAC Test Arch with AMCC; Type: SD HAC P01 BB
- Measurement SW: DASY52, Version 52.10 (4);SEMCAD X Version 14.6.14 (7483)

T-Coil scan (scan for ANSI C63.19 2011 compliance)/GSM850 Voice ch190 FR V1/y (transversal) 4.2mm 50 x 50/ABM Interpolated Signal(x,y,z) (121x121x1): Interpolated grid:

dx=1.000 mm, dy=1.000 mm

Signal Type: Audio File (.wav) 48k_voice_1kHz_1s.wav

Output Gain: 24.35

Measure Window Start: 300ms

Measure Window Length: 1000ms

BWC applied: 0.16 dB

Device Reference Point: 0, 0, -6.3 mm

Cursor:


ABM1/ABM2 = 23.19 dB

ABM1 = -1.11 dBA/m

ABM2 = -24.30 dBA/m

BWC Factor = 0.16 dB

Location: 8.3, 16.7, 3.7 mm



0 dB = 1.000 A/m = 0.00 dBA/m

GSM

Communication System: UID 0, Generic GSM (0); Frequency: 1880 MHz;Duty Cycle: 1:8.30042

T-Coil scan (scan for ANSI C63.19 2011 compliance)/GSM1900 Voice ch661 FR V1/z (axial) 3GPP2 Normal Signal at best S/N/ABM Freq Resp(x,y,z,f) (1x1x1): Measurement grid:

dx=10mm, dy=10mm

Signal Type: Audio File (.wav) 48k_Normal_51s.wav

Output Gain: 52.48

Measure Window Start: 2000ms

Measure Window Length: 51000ms

BWC applied: 10.80 dB

Device Reference Point: 0, 0, -6.3 mm

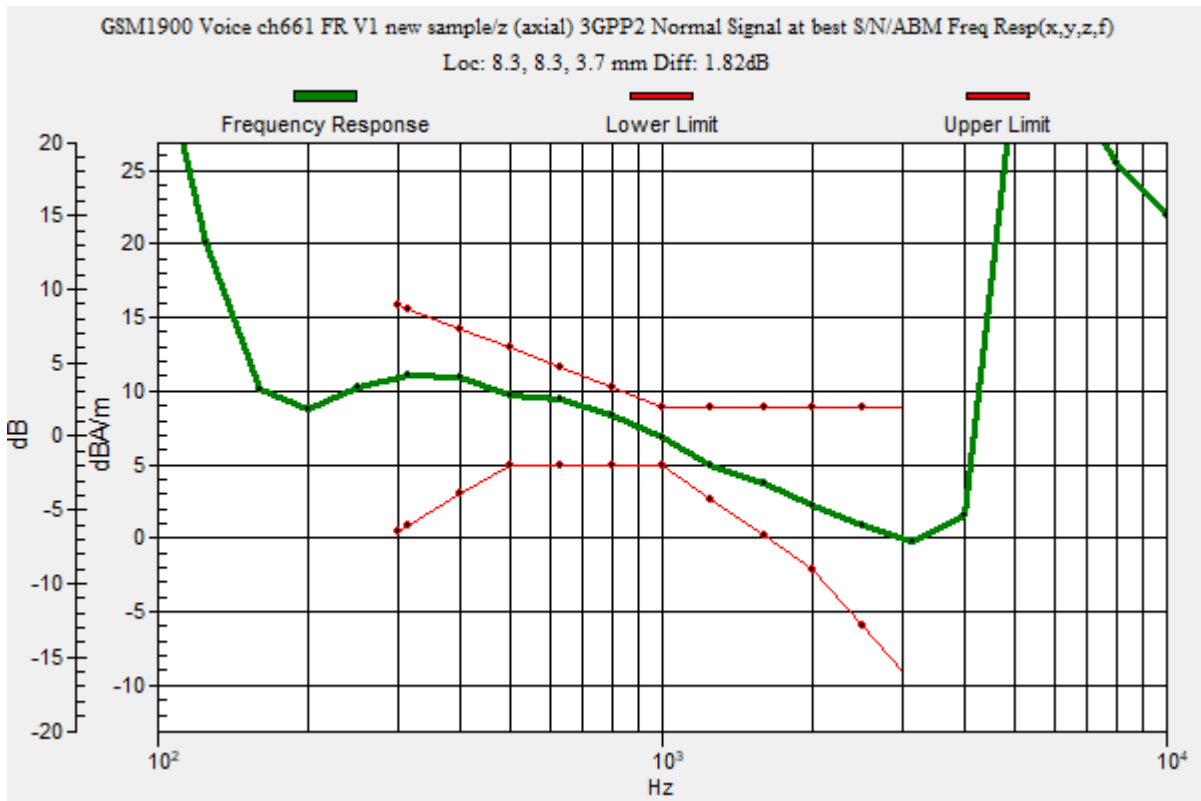
Category	Telephone parameters WD signal quality [(signal+noise)-to-noise ratio in decibels]
Category T1	0 dB to 10 dB
Category T2	10 dB to 20 dB
Category T3	20 dB to 30 dB
Category T4	> 30 dB

Cursor:

Diff = 1.82 dB

BWC Factor = 10.80 dB

Location: 8.3, 8.3, 3.7 mm



GSM

Communication System: UID 0, Generic GSM (0); Frequency: 1880 MHz; Duty Cycle: 1:8.30042

Phantom section: TCoil Section

DASY5 Configuration:

- Probe: AM1DV3 - 3140; ; Calibrated: 2019-09-16
- Sensor-Surface: 0mm (Fix Surface)
- Electronics: DAE4 Sn1447; Calibrated: 2020-03-20
- Phantom: HAC Test Arch with AMCC; Type: SD HAC P01 BB
- Measurement SW: DASY52, Version 52.10 (4);SEMCAD X Version 14.6.14 (7483)

T-Coil scan (scan for ANSI C63.19 2011 compliance)/GSM1900 Voice ch661 FR V1/z (axial) 4.2mm 50 x 50/ABM Interpolated Signal(x,y,z) (121x121x1): Interpolated grid: dx=1.000 mm, dy=1.000 mm

Signal Type: Audio File (.wav) 48k_voice_1kHz_1s.wav

Output Gain: 24.35

Measure Window Start: 300ms

Measure Window Length: 1000ms

BWC applied: 0.16 dB

Device Reference Point: 0, 0, -6.3 mm

Cursor:


ABM1/ABM2 = 36.59 dB

ABM1 = 7.63 dBA/m

ABM2 = -28.96 dBA/m

BWC Factor = 0.16 dB

Location: 8.3, 8.3, 3.7 mm



0 dB = 1.000 A/m = 0.00 dBA/m

GSM

Communication System: UID 0, Generic GSM (0); Frequency: 1880 MHz; Duty Cycle: 1:8.30042

Phantom section: TCoil Section

DASY5 Configuration:

- Probe: AM1DV3 - 3140; ; Calibrated: 2019-09-16
- Sensor-Surface: 0mm (Fix Surface)
- Electronics: DAE4 Sn1447; Calibrated: 2020-03-20
- Phantom: HAC Test Arch with AMCC; Type: SD HAC P01 BB
- Measurement SW: DASY52, Version 52.10 (4);SEMCAD X Version 14.6.14 (7483)

T-Coil scan (scan for ANSI C63.19 2011 compliance)/GSM1900 Voice ch661 FR V1/y (transversal) 4.2mm 50 x 50/ABM Interpolated Signal(x,y,z) (121x121x1): Interpolated grid:

dx=1.000 mm, dy=1.000 mm

Signal Type: Audio File (.wav) 48k_voice_1kHz_1s.wav

Output Gain: 24.35

Measure Window Start: 300ms

Measure Window Length: 1000ms

BWC applied: 0.16 dB

Device Reference Point: 0, 0, -6.3 mm

Cursor:


ABM1/ABM2 = 32.57 dB

ABM1 = -0.78 dBA/m

ABM2 = -33.35 dBA/m

BWC Factor = 0.16 dB

Location: 8.3, 16.7, 3.7 mm



0 dB = 1.000 A/m = 0.00 dBA/m

WCDMA

Communication System: UID 0, UMTS-FDD (WCDMA) (0); Frequency: 1880 MHz;Duty Cycle: 1:1

T-Coil scan (scan for ANSI C63.19 2011 compliance)/WCDMA Band II ch9400 NB-AMR12.2/z (axial) 3GPP2 Normal Signal at best S/N/ABM Freq Resp(x,y,z,f) (1x1x1):

Measurement grid: dx=10mm, dy=10mm

Signal Type: Audio File (.wav) 48k_Normal_51s.wav

Output Gain: 52.48

Measure Window Start: 2000ms

Measure Window Length: 51000ms

BWC applied: 10.80 dB

Device Reference Point: 0, 0, -6.3 mm

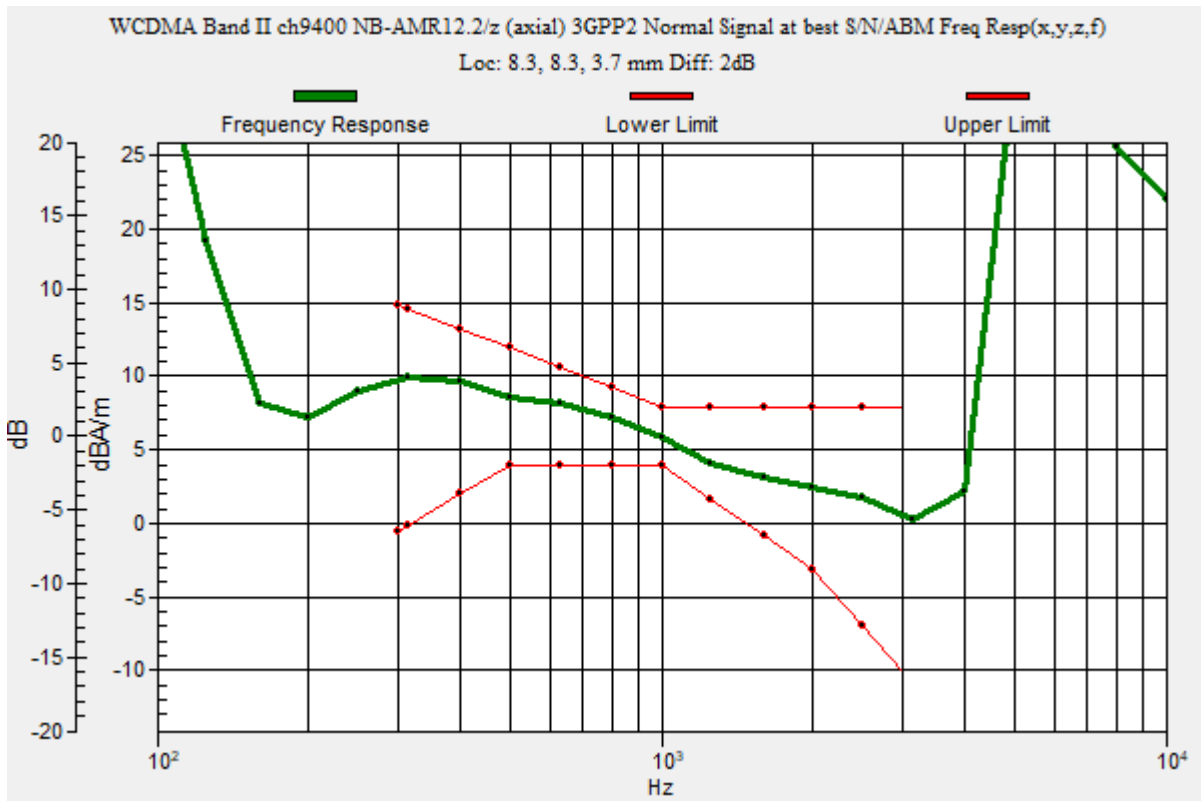
Category	Telephone parameters WD signal quality [(signal+noise)-to-noise ratio in decibels]
Category T1	0 dB to 10 dB
Category T2	10 dB to 20 dB
Category T3	20 dB to 30 dB
Category T4	> 30 dB

Cursor:

Diff = 2.00 dB

BWC Factor = 10.80 dB

Location: 8.3, 8.3, 3.7 mm



WCDMA

Communication System: UID 0, UMTS-FDD (WCDMA) (0); Frequency: 1880 MHz; Duty Cycle: 1:1

Phantom section: TCoil Section

DASY5 Configuration:

- Probe: AM1DV3 - 3140; ; Calibrated: 2019-09-16
- Sensor-Surface: 0mm (Fix Surface)
- Electronics: DAE4 Sn1447; Calibrated: 2020-03-20
- Phantom: HAC Test Arch with AMCC; Type: SD HAC P01 BB
- Measurement SW: DASY52, Version 52.10 (4);SEMCAD X Version 14.6.14 (7483)

T-Coil scan (scan for ANSI C63.19 2011 compliance)/WCDMA Band II ch9400 NB-AMR12.2/z (axial) 4.2mm 50 x 50/ABM Interpolated Signal(x,y,z) (121x121x1): Interpolated

grid: dx=1.000 mm, dy=1.000 mm

Signal Type: Audio File (.wav) 48k_voice_1kHz_1s.wav

Output Gain: 24.35

Measure Window Start: 300ms

Measure Window Length: 1000ms

BWC applied: 0.16 dB

Device Reference Point: 0, 0, -6.3 mm

Cursor:


ABM1/ABM2 = 42.23 dB

ABM1 = 6.93 dBA/m

ABM2 = -35.30 dBA/m

BWC Factor = 0.16 dB

Location: 8.3, 8.3, 3.7 mm



0 dB = 1.000 A/m = 0.00 dBA/m

WCDMA

Communication System: UID 0, UMTS-FDD (WCDMA) (0); Frequency: 1880 MHz; Duty Cycle: 1:1

Phantom section: TCoil Section

DASY5 Configuration:

- Probe: AM1DV3 - 3140; ; Calibrated: 2019-09-16
- Sensor-Surface: 0mm (Fix Surface)
- Electronics: DAE4 Sn1447; Calibrated: 2020-03-20
- Phantom: HAC Test Arch with AMCC; Type: SD HAC P01 BB
- Measurement SW: DASY52, Version 52.10 (4);SEMCAD X Version 14.6.14 (7483)

T-Coil scan (scan for ANSI C63.19 2011 compliance)/WCDMA Band II ch9400 NB-AMR12.2/y (transversal) 4.2mm 50 x 50/ABM Interpolated Signal(x,y,z) (121x121x1):

Interpolated grid: dx=1.000 mm, dy=1.000 mm

Signal Type: Audio File (.wav) 48k_voice_1kHz_1s.wav

Output Gain: 24.35

Measure Window Start: 300ms

Measure Window Length: 1000ms

BWC applied: 0.16 dB

Device Reference Point: 0, 0, -6.3 mm

Cursor:


ABM1/ABM2 = 41.17 dB

ABM1 = -1.73 dBA/m

ABM2 = -42.90 dBA/m

BWC Factor = 0.16 dB

Location: 8.3, 17.1, 3.7 mm



0 dB = 1.000 A/m = 0.00 dBA/m

WCDMA

Communication System: UID 0, UMTS-FDD (WCDMA) (0); Frequency: 836.6 MHz;Duty Cycle: 1:1

T-Coil scan (scan for ANSI C63.19 2011 compliance)/WCDMA Band V ch4183 NB-AMR 12.2/z (axial) 3GPP2 Normal Signal at best S/N/ABM Freq Resp(x,y,z,f) (1x1x1):

Measurement grid: dx=10mm, dy=10mm

Signal Type: Audio File (.wav) 48k_Normal_51s.wav

Output Gain: 52.48

Measure Window Start: 2000ms

Measure Window Length: 51000ms

BWC applied: 10.80 dB

Device Reference Point: 0, 0, -6.3 mm

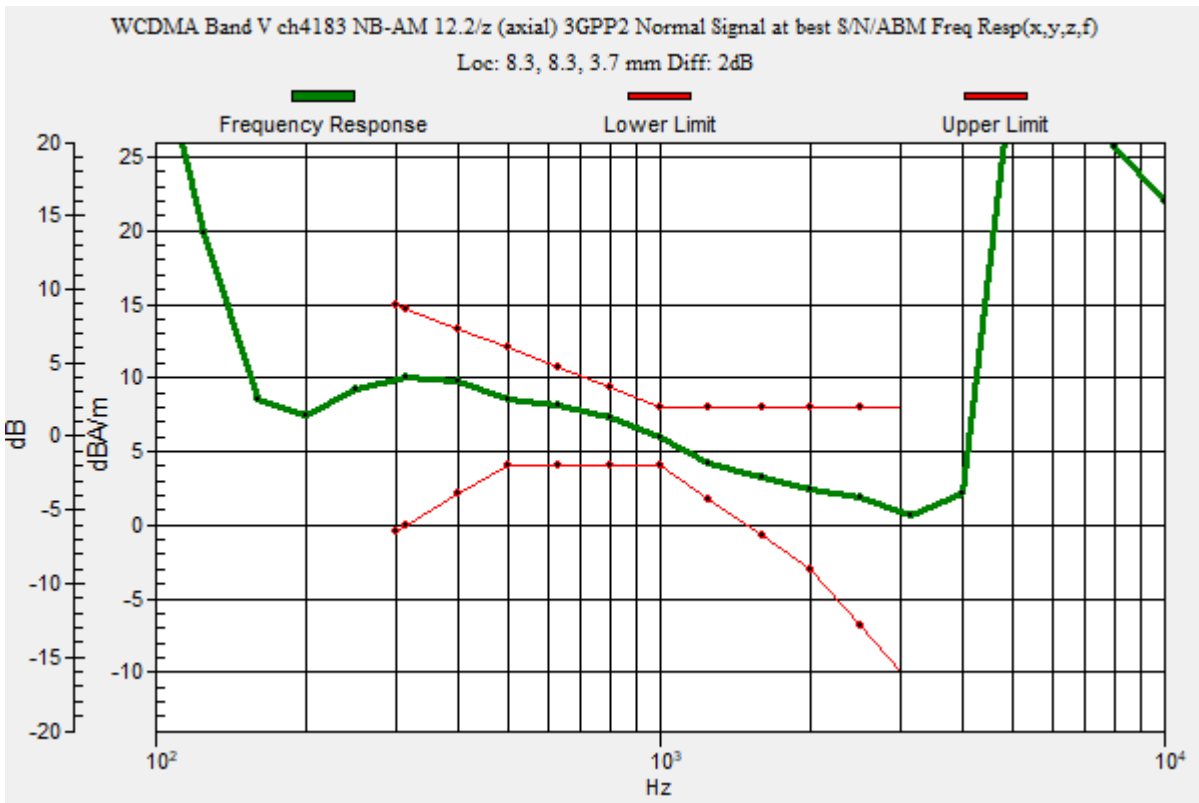
Category	Telephone parameters WD signal quality [(signal+noise)-to-noise ratio in decibels]
Category T1	0 dB to 10 dB
Category T2	10 dB to 20 dB
Category T3	20 dB to 30 dB
Category T4	> 30 dB

Cursor:

Diff = 2.00 dB

BWC Factor = 10.80 dB

Location: 8.3, 8.3, 3.7 mm



WCDMA

Communication System: UID 0, UMTS-FDD (WCDMA) (0); Frequency: 836.6 MHz; Duty Cycle: 1:1

Phantom section: TCoil Section

DASY5 Configuration:

- Probe: AM1DV3 - 3140; ; Calibrated: 2019-09-16
- Sensor-Surface: 0mm (Fix Surface)
- Electronics: DAE4 Sn1447; Calibrated: 2020-03-20
- Phantom: HAC Test Arch with AMCC; Type: SD HAC P01 BB
- Measurement SW: DASY52, Version 52.10 (4);SEMCAD X Version 14.6.14 (7483)

T-Coil scan (scan for ANSI C63.19 2011 compliance)/WCDMA Band V ch4183 NB-AMR 12.2/z (axial) 4.2mm 50 x 50/ABM Interpolated Signal(x,y,z) (121x121x1): Interpolated

grid: dx=1.000 mm, dy=1.000 mm

Signal Type: Audio File (.wav) 48k_voice_1kHz_1s.wav

Output Gain: 24.35

Measure Window Start: 300ms

Measure Window Length: 1000ms

BWC applied: 0.16 dB

Device Reference Point: 0, 0, -6.3 mm

Cursor:


ABM1/ABM2 = 41.98 dB

ABM1 = 7.03 dBA/m

ABM2 = -34.95 dBA/m

BWC Factor = 0.16 dB

Location: 8.3, 8.3, 3.7 mm



0 dB = 1.000 A/m = 0.00 dBA/m

WCDMA

Communication System: UID 0, UMTS-FDD (WCDMA) (0); Frequency: 836.6 MHz; Duty Cycle: 1:1

Phantom section: TCoil Section

DASY5 Configuration:

- Probe: AM1DV3 - 3140; ; Calibrated: 2019-09-16
- Sensor-Surface: 0mm (Fix Surface)
- Electronics: DAE4 Sn1447; Calibrated: 2020-03-20
- Phantom: HAC Test Arch with AMCC; Type: SD HAC P01 BB
- Measurement SW: DASY52, Version 52.10 (4);SEMCAD X Version 14.6.14 (7483)

T-Coil scan (scan for ANSI C63.19 2011 compliance)/WCDMA Band V ch4183 NB-AMR12.2/y (transversal) 4.2mm 50 x 50/ABM Interpolated Signal(x,y,z) (121x121x1):

Interpolated grid: dx=1.000 mm, dy=1.000 mm

Signal Type: Audio File (.wav) 48k_voice_1kHz_1s.wav

Output Gain: 24.35

Measure Window Start: 300ms

Measure Window Length: 1000ms

BWC applied: 0.16 dB

Device Reference Point: 0, 0, -6.3 mm

Cursor:


ABM1/ABM2 = 41.02 dB

ABM1 = -1.74 dBA/m

ABM2 = -42.76 dBA/m

BWC Factor = 0.16 dB

Location: 8.3, 17.1, 3.7 mm



0 dB = 1.000 A/m = 0.00 dBA/m

VoLTE_FDD

Communication System: UID 0, LTE (FDD) (0); Frequency: 1880 MHz;Duty Cycle: 1:1

T-Coil scan (scan for ANSI C63.19 2011 compliance)/LTE Band 2 20MHz 16QAM RB1/0 ch18900 EVS-SWB 24.4/z (axial) 3GPP2 Normal Signal at best S/N/ABM Freq

Resp(x,y,z,f) (1x1x1): Measurement grid: dx=10mm, dy=10mm

Signal Type: Audio File (.wav) 48k_Normal_51s.wav

Output Gain: 52.48

Measure Window Start: 2000ms

Measure Window Length: 51000ms

BWC applied: 10.80 dB

Device Reference Point: 0, 0, -6.3 mm

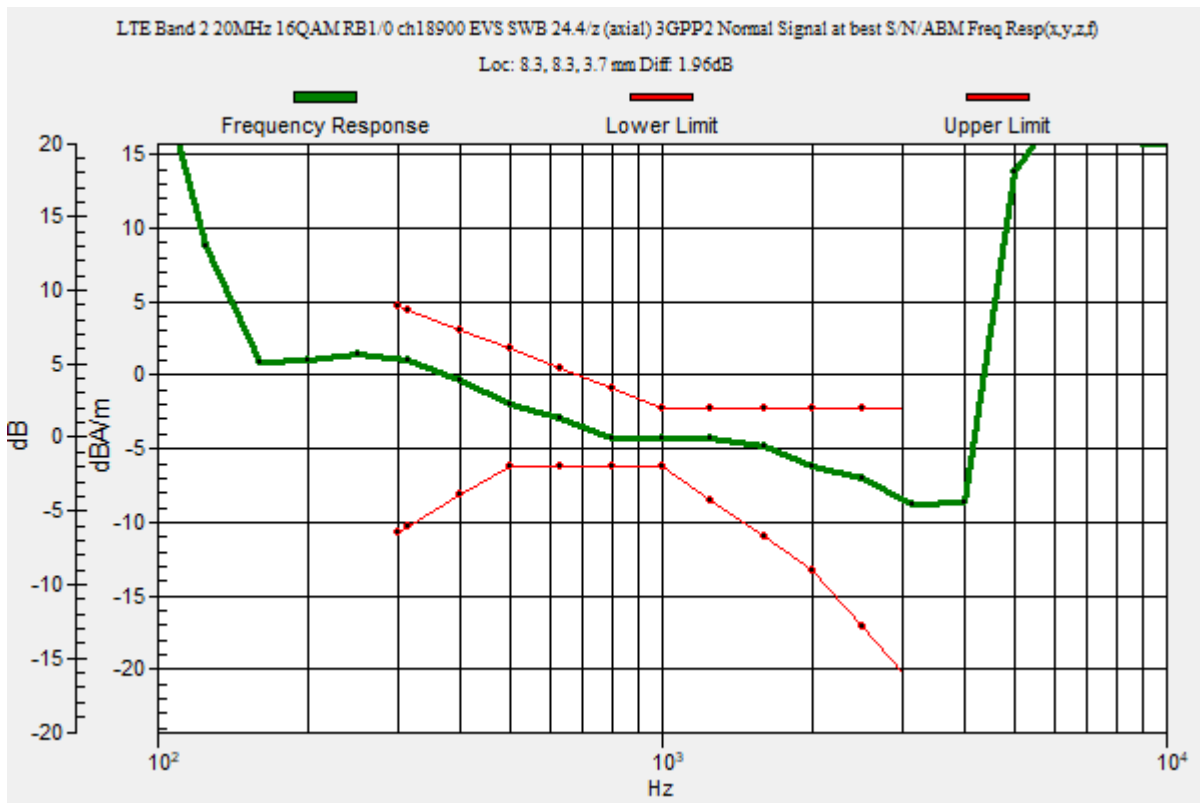
Category	Telephone parameters WD signal quality [(signal+noise)-to-noise ratio in decibels]
Category T1	0 dB to 10 dB
Category T2	10 dB to 20 dB
Category T3	20 dB to 30 dB
Category T4	> 30 dB

Cursor:

Diff = 1.96 dB

BWC Factor = 10.80 dB

Location: 8.3, 8.3, 3.7 mm



VoLTE_FDD

Communication System: UID 0, LTE (FDD) (0); Frequency: 1880 MHz; Duty Cycle: 1:1

Phantom section: TCoil Section

DASY5 Configuration:

- Probe: AM1DV3 - 3140; ; Calibrated: 2019-09-16
- Sensor-Surface: 0mm (Fix Surface)
- Electronics: DAE4 Sn1447; Calibrated: 2020-03-20
- Phantom: HAC Test Arch with AMCC; Type: SD HAC P01 BB
- Measurement SW: DASY52, Version 52.10 (4);SEMCAD X Version 14.6.14 (7483)

T-Coil scan (scan for ANSI C63.19 2011 compliance)/LTE Band 2 20MHz 16QAM RB1/0 ch18900 EVS-SWB 24.4/z (axial) 4.2mm 50 x 50/ABM Interpolated Signal(x,y,z)

(121x121x1): Interpolated grid: dx=1.000 mm, dy=1.000 mm

Signal Type: Audio File (.wav) 48k_voice_1kHz_1s.wav

Output Gain: 24.35

Measure Window Start: 300ms

Measure Window Length: 1000ms

BWC applied: 0.16 dB

Device Reference Point: 0, 0, -6.3 mm

Cursor:


ABM1/ABM2 = 39.85 dB

ABM1 = -1.98 dBA/m

ABM2 = -41.83 dBA/m

BWC Factor = 0.16 dB

Location: 8.3, 8.3, 3.7 mm



0 dB = 1.000 A/m = 0.00 dBA/m

VoLTE_FDD

Communication System: UID 0, LTE (FDD) (0); Frequency: 1880 MHz; Duty Cycle: 1:1

Phantom section: TCoil Section

DASY5 Configuration:

- Probe: AM1DV3 - 3140; ; Calibrated: 2019-09-16
- Sensor-Surface: 0mm (Fix Surface)
- Electronics: DAE4 Sn1447; Calibrated: 2020-03-20
- Phantom: HAC Test Arch with AMCC; Type: SD HAC P01 BB
- Measurement SW: DASY52, Version 52.10 (4);SEMCAD X Version 14.6.14 (7483)

T-Coil scan (scan for ANSI C63.19 2011 compliance)/LTE Band 2 20MHz 16QAM RB1/0 ch18900 EVS-SWB 24.4/y (transversal) 4.2mm 50 x 50/ABM Interpolated Signal(x,y,z)

(121x121x1): Interpolated grid: dx=1.000 mm, dy=1.000 mm

Signal Type: Audio File (.wav) 48k_voice_1kHz_1s.wav

Output Gain: 24.35

Measure Window Start: 300ms

Measure Window Length: 1000ms

BWC applied: 0.16 dB

Device Reference Point: 0, 0, -6.3 mm

Cursor:


ABM1/ABM2 = 36.30 dB

ABM1 = -10.72 dBA/m

ABM2 = -47.02 dBA/m

BWC Factor = 0.16 dB

Location: 8.3, 17.1, 3.7 mm



0 dB = 1.000 A/m = 0.00 dBA/m

VoLTE_FDD

Communication System: UID 0, LTE (FDD) (0); Frequency: 836.5 MHz;Duty Cycle: 1:1

T-Coil scan (scan for ANSI C63.19 2011 compliance)/LTE Band 5 10MHz 16QAM RB1/0 ch20525 EVS-SWB 24.4/z (axial) 3GPP2 Normal Signal at best S/N 10 MHz/ABM Freq

Resp(x,y,z,f) (1x1x1): Measurement grid: dx=10mm, dy=10mm

Signal Type: Audio File (.wav) 48k_Normal_51s.wav

Output Gain: 52.48

Measure Window Start: 2000ms

Measure Window Length: 51000ms

BWC applied: 10.80 dB

Device Reference Point: 0, 0, -6.3 mm

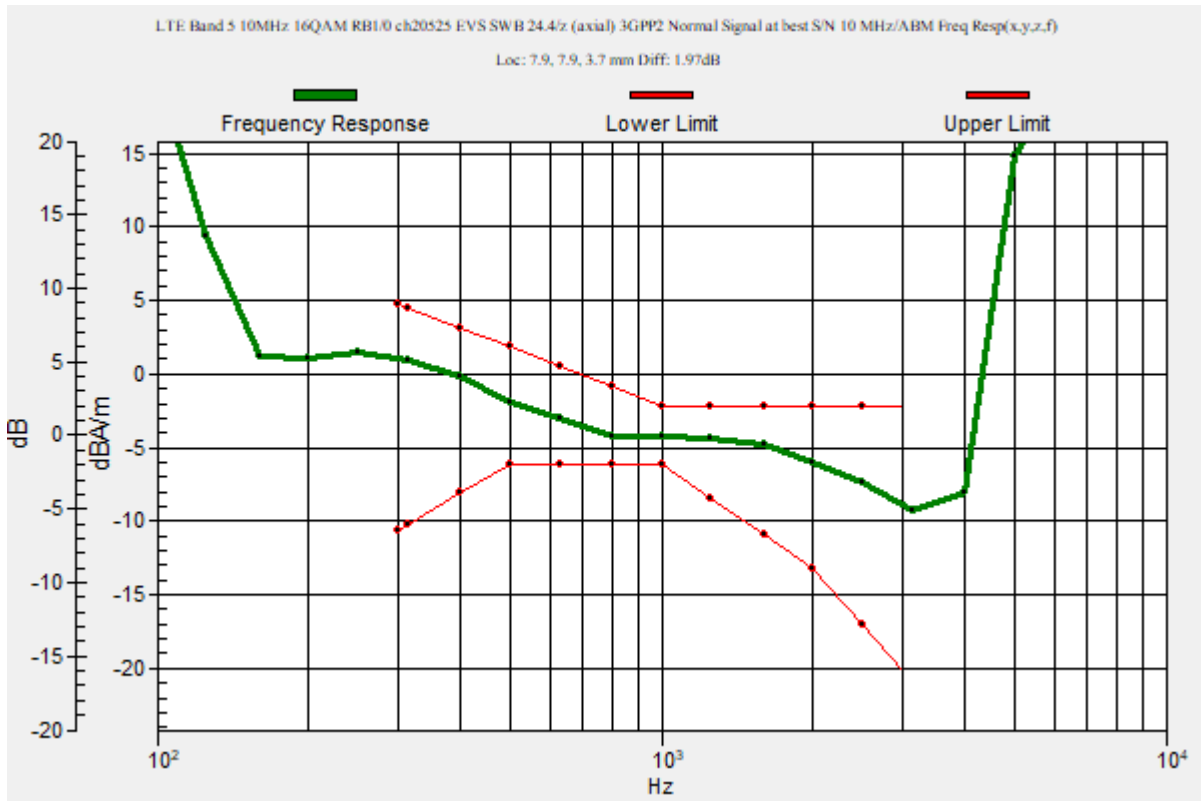
Category	Telephone parameters WD signal quality [(signal+noise)-to-noise ratio in decibels]
Category T1	0 dB to 10 dB
Category T2	10 dB to 20 dB
Category T3	20 dB to 30 dB
Category T4	> 30 dB

Cursor:

Diff = 1.97 dB

BWC Factor = 10.80 dB

Location: 7.9, 7.9, 3.7 mm



VoLTE_FDD

Communication System: UID 0, LTE (FDD) (0); Frequency: 836.5 MHz; Duty Cycle: 1:1

Phantom section: TCoil Section

DASY5 Configuration:

- Probe: AM1DV3 - 3140; ; Calibrated: 2019-09-16
- Sensor-Surface: 0mm (Fix Surface)
- Electronics: DAE4 Sn1447; Calibrated: 2020-03-20
- Phantom: HAC Test Arch with AMCC; Type: SD HAC P01 BB
- Measurement SW: DASY52, Version 52.10 (4);SEMCAD X Version 14.6.14 (7483)

T-Coil scan (scan for ANSI C63.19 2011 compliance)/LTE Band 5 10MHz 16QAM RB1/0 ch20525 EVS-SWB 24.4/z (axial) 4.2mm 50 x 50/ABM Interpolated Signal(x,y,z)

(121x121x1): Interpolated grid: dx=1.000 mm, dy=1.000 mm

Signal Type: Audio File (.wav) 48k_voice_1kHz_1s.wav

Output Gain: 24.35

Measure Window Start: 300ms

Measure Window Length: 1000ms

BWC applied: 0.16 dB

Device Reference Point: 0, 0, -6.3 mm

Cursor:


ABM1/ABM2 = 37.25 dB

ABM1 = -2.31 dBA/m

ABM2 = -39.56 dBA/m

BWC Factor = 0.16 dB

Location: 7.9, 7.9, 3.7 mm



0 dB = 1.000 A/m = 0.00 dBA/m

VoLTE_FDD

Communication System: UID 0, LTE (FDD) (0); Frequency: 836.5 MHz; Duty Cycle: 1:1

Phantom section: TCoil Section

DASY5 Configuration:

- Probe: AM1DV3 - 3140; ; Calibrated: 2019-09-16
- Sensor-Surface: 0mm (Fix Surface)
- Electronics: DAE4 Sn1447; Calibrated: 2020-03-20
- Phantom: HAC Test Arch with AMCC; Type: SD HAC P01 BB
- Measurement SW: DASY52, Version 52.10 (4);SEMCAD X Version 14.6.14 (7483)

T-Coil scan (scan for ANSI C63.19 2011 compliance)/LTE Band 5 10MHz 16QAM RB1/0 ch20525 EVS-SWB 24.4/y (transversal) 4.2mm 50 x 50/ABM Interpolated Signal(x,y,z)

(121x121x1): Interpolated grid: dx=1.000 mm, dy=1.000 mm

Signal Type: Audio File (.wav) 48k_voice_1kHz_1s.wav

Output Gain: 24.35

Measure Window Start: 300ms

Measure Window Length: 1000ms

BWC applied: 0.16 dB

Device Reference Point: 0, 0, -6.3 mm

Cursor:


ABM1/ABM2 = 34.58 dB

ABM1 = -10.79 dBA/m

ABM2 = -45.37 dBA/m

BWC Factor = 0.16 dB

Location: 7.9, 16.7, 3.7 mm



0 dB = 1.000 A/m = 0.00 dBA/m

VoLTE_FDD

Communication System: UID 0, LTE (FDD) (0); Frequency: 2535 MHz;Duty Cycle: 1:1

T-Coil scan (scan for ANSI C63.19 2011 compliance)/LTE Band 7 20MHz 16QAM RB1/0 ch21100 EVS-SWB 24.4/z (axial) 3GPP2 Normal Signal at best S/N/ABM Freq

Resp(x,y,z,f) (1x1x1): Measurement grid: dx=10mm, dy=10mm

Signal Type: Audio File (.wav) 48k_Normal_51s.wav

Output Gain: 52.48

Measure Window Start: 2000ms

Measure Window Length: 51000ms

BWC applied: 10.80 dB

Device Reference Point: 0, 0, -6.3 mm

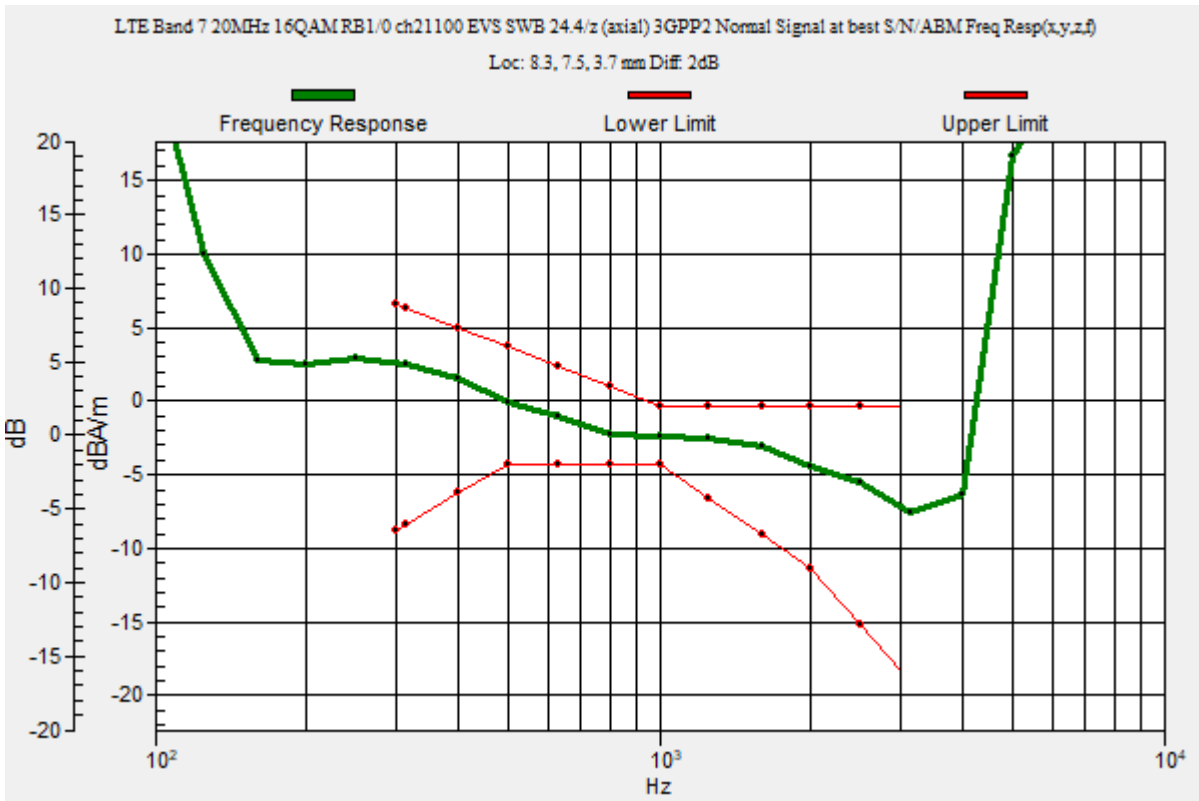
Category	Telephone parameters WD signal quality [(signal+noise)-to-noise ratio in decibels]
Category T1	0 dB to 10 dB
Category T2	10 dB to 20 dB
Category T3	20 dB to 30 dB
Category T4	> 30 dB

Cursor:

Diff = 2.00 dB

BWC Factor = 10.80 dB

Location: 8.3, 7.5, 3.7 mm



VoLTE_FDD

Communication System: UID 0, LTE (FDD) (0); Frequency: 2535 MHz; Duty Cycle: 1:1

Phantom section: TCoil Section

DASY5 Configuration:

- Probe: AM1DV3 - 3140; ; Calibrated: 2019-09-16
- Sensor-Surface: 0mm (Fix Surface)
- Electronics: DAE4 Sn1447; Calibrated: 2020-03-20
- Phantom: HAC Test Arch with AMCC; Type: SD HAC P01 BB
- Measurement SW: DASY52, Version 52.10 (4);SEMCAD X Version 14.6.14 (7483)

T-Coil scan (scan for ANSI C63.19 2011 compliance)/LTE Band 7 20MHz 16QAM RB1/0 ch21100 EVS-SWB 24.4/z (axial) 4.2mm 50 x 50/ABM Interpolated Signal(x,y,z)

(121x121x1): Interpolated grid: dx=1.000 mm, dy=1.000 mm

Signal Type: Audio File (.wav) 48k_voice_1kHz_1s.wav

Output Gain: 24.35

Measure Window Start: 300ms

Measure Window Length: 1000ms

BWC applied: 0.16 dB

Device Reference Point: 0, 0, -6.3 mm

Cursor:


ABM1/ABM2 = 40.72 dB

ABM1 = -0.84 dBA/m

ABM2 = -41.56 dBA/m

BWC Factor = 0.16 dB

Location: 8.3, 7.5, 3.7 mm



0 dB = 1.000 A/m = 0.00 dBA/m

VoLTE_FDD

Communication System: UID 0, LTE (FDD) (0); Frequency: 2535 MHz; Duty Cycle: 1:1

Phantom section: TCoil Section

DASY5 Configuration:

- Probe: AM1DV3 - 3140; ; Calibrated: 2019-09-16
- Sensor-Surface: 0mm (Fix Surface)
- Electronics: DAE4 Sn1447; Calibrated: 2020-03-20
- Phantom: HAC Test Arch with AMCC; Type: SD HAC P01 BB
- Measurement SW: DASY52, Version 52.10 (4); SEMCAD X Version 14.6.14 (7483)

T-Coil scan (scan for ANSI C63.19 2011 compliance)/LTE Band 7 20MHz 16QAM RB1/0 ch21100 EVS-SWB 24.4/y (transversal) 4.2mm 50 x 50/ABM Interpolated Signal(x,y,z)

(121x121x1): Interpolated grid: dx=1.000 mm, dy=1.000 mm

Signal Type: Audio File (.wav) 48k_voice_1kHz_1s.wav

Output Gain: 24.35

Measure Window Start: 300ms

Measure Window Length: 1000ms

BWC applied: 0.16 dB

Device Reference Point: 0, 0, -6.3 mm

Cursor:


ABM1/ABM2 = 36.01 dB

ABM1 = -9.76 dBA/m

ABM2 = -45.77 dBA/m

BWC Factor = 0.16 dB

Location: 8.3, 15.4, 3.7 mm



0 dB = 1.000 A/m = 0.00 dBA/m

VoLTE_FDD

Communication System: UID 0, LTE (FDD) (0); Frequency: 707.5 MHz;Duty Cycle: 1:1

T-Coil scan (scan for ANSI C63.19 2011 compliance)/LTE Band 12 10MHz 16QAM RB1/0 ch23095 EVS-SWB 24.4/z (axial) 3GPP2 Normal Signal at best S/N/ABM Freq

Resp(x,y,z,f) (1x1x1): Measurement grid: dx=10mm, dy=10mm

Signal Type: Audio File (.wav) 48k_Normal_51s.wav

Output Gain: 52.48

Measure Window Start: 2000ms

Measure Window Length: 51000ms

BWC applied: 10.80 dB

Device Reference Point: 0, 0, -6.3 mm

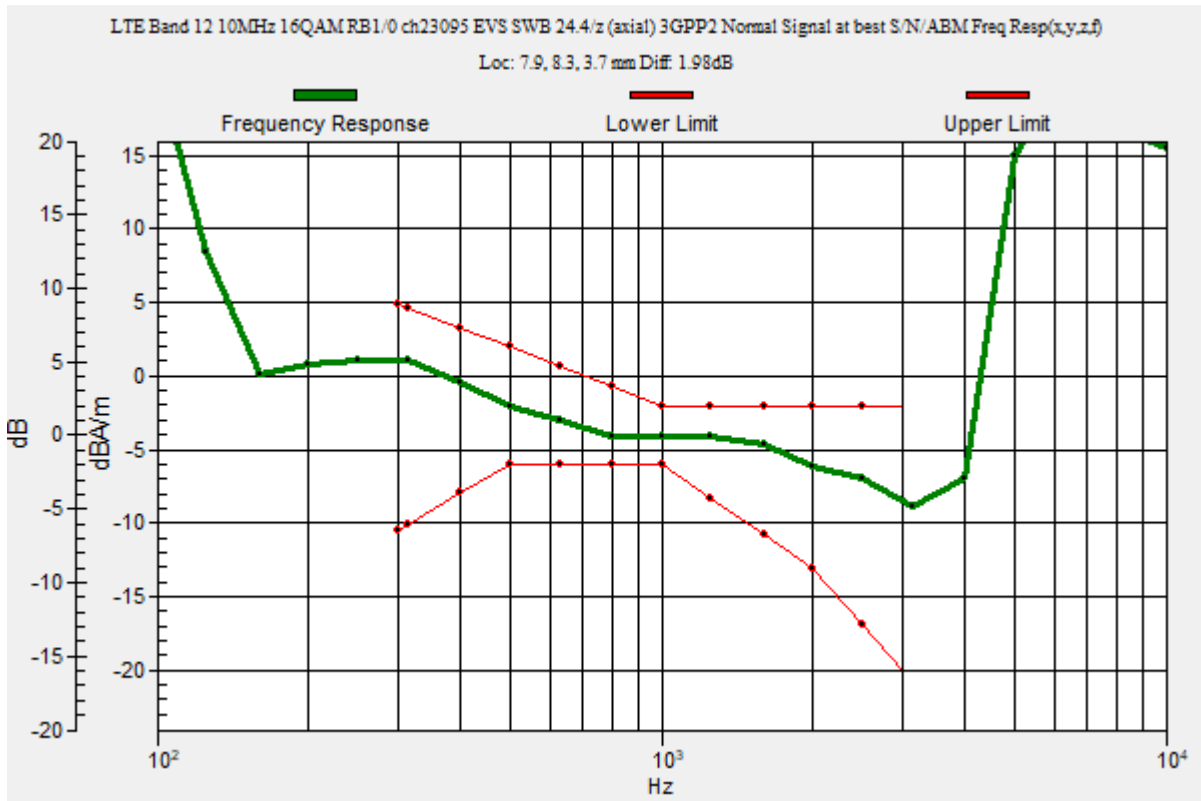
Category	Telephone parameters WD signal quality [(signal+noise)-to-noise ratio in decibels]
Category T1	0 dB to 10 dB
Category T2	10 dB to 20 dB
Category T3	20 dB to 30 dB
Category T4	> 30 dB

Cursor:

Diff = 1.98 dB

BWC Factor = 10.80 dB

Location: 7.9, 8.3, 3.7 mm



VoLTE_FDD

Communication System: UID 0, LTE (FDD) (0); Frequency: 707.5 MHz; Duty Cycle: 1:1

Phantom section: TCoil Section

DASY5 Configuration:

- Probe: AM1DV3 - 3140; ; Calibrated: 2019-09-16
- Sensor-Surface: 0mm (Fix Surface)
- Electronics: DAE4 Sn1447; Calibrated: 2020-03-20
- Phantom: HAC Test Arch with AMCC; Type: SD HAC P01 BB
- Measurement SW: DASY52, Version 52.10 (4);SEMCAD X Version 14.6.14 (7483)

T-Coil scan (scan for ANSI C63.19 2011 compliance)/LTE Band 12 10MHz 16QAM RB1/0 ch23095 EVS-SWB 24.4/z (axial) 4.2mm 50 x 50/ABM Interpolated Signal(x,y,z)

(121x121x1): Interpolated grid: dx=1.000 mm, dy=1.000 mm

Signal Type: Audio File (.wav) 48k_voice_1kHz_1s.wav

Output Gain: 24.35

Measure Window Start: 300ms

Measure Window Length: 1000ms

BWC applied: 0.16 dB

Device Reference Point: 0, 0, -6.3 mm

Cursor:


ABM1/ABM2 = 36.79 dB

ABM1 = -2.52 dBA/m

ABM2 = -39.31 dBA/m

BWC Factor = 0.16 dB

Location: 7.9, 8.3, 3.7 mm



0 dB = 1.000 A/m = 0.00 dBA/m

VoLTE_FDD

Communication System: UID 0, LTE (FDD) (0); Frequency: 707.5 MHz; Duty Cycle: 1:1

Phantom section: TCoil Section

DASY5 Configuration:

- Probe: AM1DV3 - 3140; ; Calibrated: 2019-09-16
- Sensor-Surface: 0mm (Fix Surface)
- Electronics: DAE4 Sn1447; Calibrated: 2020-03-20
- Phantom: HAC Test Arch with AMCC; Type: SD HAC P01 BB
- Measurement SW: DASY52, Version 52.10 (4);SEMCAD X Version 14.6.14 (7483)

T-Coil scan (scan for ANSI C63.19 2011 compliance)/LTE Band 12 10MHz 16QAM RB1/0 ch23095 EVS-SWB 24.4/y (transversal) 4.2mm 50 x 50/ABM Interpolated Signal(x,y,z)

(121x121x1): Interpolated grid: dx=1.000 mm, dy=1.000 mm

Signal Type: Audio File (.wav) 48k_voice_1kHz_1s.wav

Output Gain: 24.35

Measure Window Start: 300ms

Measure Window Length: 1000ms

BWC applied: 0.16 dB

Device Reference Point: 0, 0, -6.3 mm

Cursor:


ABM1/ABM2 = 34.00 dB

ABM1 = -10.65 dBA/m

ABM2 = -44.65 dBA/m

BWC Factor = 0.16 dB

Location: 7.9, 16.7, 3.7 mm



0 dB = 1.000 A/m = 0.00 dBA/m

VoLTE_FDD

Communication System: UID 0, LTE (FDD) (0); Frequency: 782 MHz;Duty Cycle: 1:1

T-Coil scan (scan for ANSI C63.19 2011 compliance)/LTE Band 13 10MHz 16QAM RB1/0 ch23230 EVS-SWB 24.4/z (axial) 3GPP2 Normal Signal at best S/N/ABM Freq

Resp(x,y,z,f) (1x1x1): Measurement grid: dx=10mm, dy=10mm

Signal Type: Audio File (.wav) 48k_Normal_51s.wav

Output Gain: 52.48

Measure Window Start: 2000ms

Measure Window Length: 51000ms

BWC applied: 10.80 dB

Device Reference Point: 0, 0, -6.3 mm

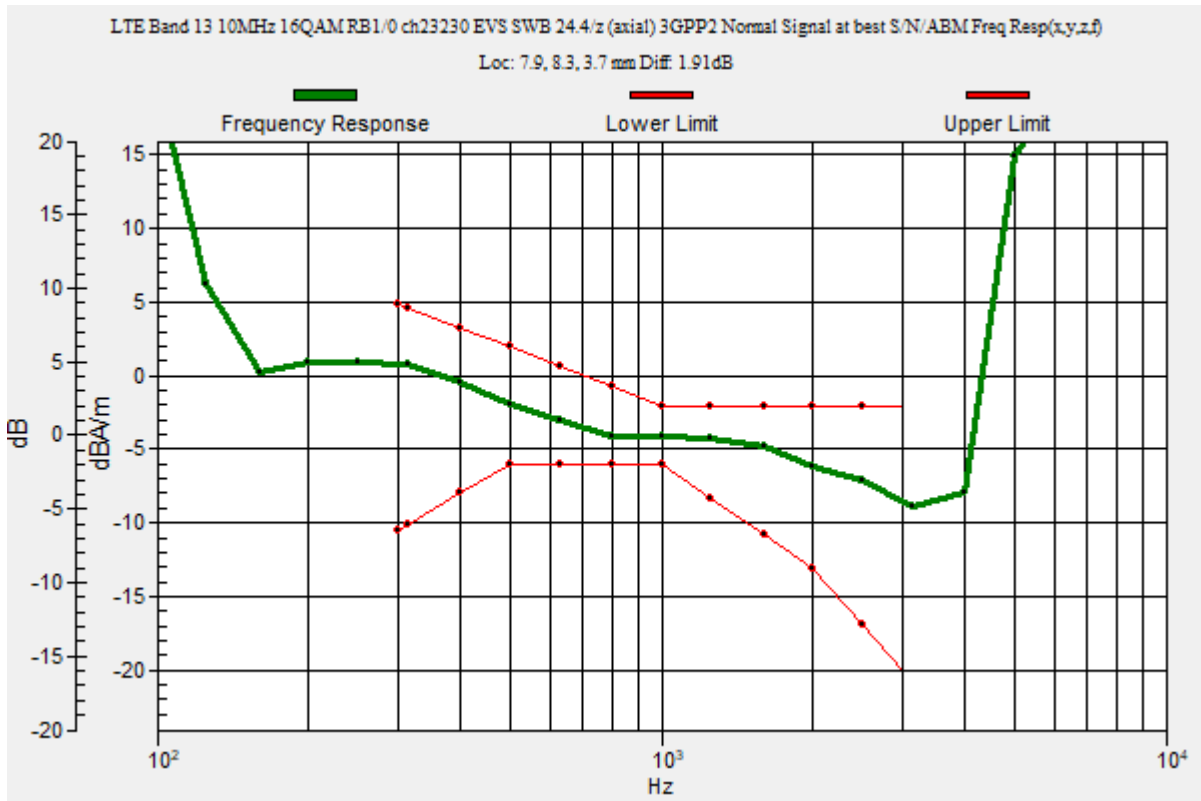
Category	Telephone parameters WD signal quality [(signal+noise)-to-noise ratio in decibels]
Category T1	0 dB to 10 dB
Category T2	10 dB to 20 dB
Category T3	20 dB to 30 dB
Category T4	> 30 dB

Cursor:

Diff = 1.91 dB

BWC Factor = 10.80 dB

Location: 7.9, 8.3, 3.7 mm



VoLTE_FDD

Communication System: UID 0, LTE (FDD) (0); Frequency: 782 MHz; Duty Cycle: 1:1

Phantom section: TCoil Section

DASY5 Configuration:

- Probe: AM1DV3 - 3140; ; Calibrated: 2019-09-16
- Sensor-Surface: 0mm (Fix Surface)
- Electronics: DAE4 Sn1447; Calibrated: 2020-03-20
- Phantom: HAC Test Arch with AMCC; Type: SD HAC P01 BB
- Measurement SW: DASY52, Version 52.10 (4);SEMCAD X Version 14.6.14 (7483)

T-Coil scan (scan for ANSI C63.19 2011 compliance)/LTE Band 13 10MHz 16QAM RB1/0 ch23230 EVS-SWB 24.4/z (axial) 4.2mm 50 x 50/ABM Interpolated Signal(x,y,z)

(121x121x1): Interpolated grid: dx=1.000 mm, dy=1.000 mm

Signal Type: Audio File (.wav) 48k_voice_1kHz_1s.wav

Output Gain: 24.35

Measure Window Start: 300ms

Measure Window Length: 1000ms

BWC applied: 0.16 dB

Device Reference Point: 0, 0, -6.3 mm

Cursor:


ABM1/ABM2 = 36.79 dB

ABM1 = -2.35 dBA/m

ABM2 = -39.14 dBA/m

BWC Factor = 0.16 dB

Location: 7.9, 8.3, 3.7 mm



0 dB = 1.000 A/m = 0.00 dBA/m

VoLTE_FDD

Communication System: UID 0, LTE (FDD) (0); Frequency: 782 MHz; Duty Cycle: 1:1

Phantom section: TCoil Section

DASY5 Configuration:

- Probe: AM1DV3 - 3140; ; Calibrated: 2019-09-16
- Sensor-Surface: 0mm (Fix Surface)
- Electronics: DAE4 Sn1447; Calibrated: 2020-03-20
- Phantom: HAC Test Arch with AMCC; Type: SD HAC P01 BB
- Measurement SW: DASY52, Version 52.10 (4);SEMCAD X Version 14.6.14 (7483)

T-Coil scan (scan for ANSI C63.19 2011 compliance)/LTE Band 13 10MHz 16QAM RB1/0 ch23230 EVS-SWB 24.4/y (transversal) 4.2mm 50 x 50/ABM Interpolated Signal(x,y,z)

(121x121x1): Interpolated grid: dx=1.000 mm, dy=1.000 mm

Signal Type: Audio File (.wav) 48k_voice_1kHz_1s.wav

Output Gain: 24.35

Measure Window Start: 300ms

Measure Window Length: 1000ms

BWC applied: 0.16 dB

Device Reference Point: 0, 0, -6.3 mm

Cursor:


ABM1/ABM2 = 34.20 dB

ABM1 = -10.95 dBA/m

ABM2 = -45.15 dBA/m

BWC Factor = 0.16 dB

Location: 7.9, 16.7, 3.7 mm



0 dB = 1.000 A/m = 0.00 dBA/m

VoLTE_FDD

Communication System: UID 0, LTE (FDD) (0); Frequency: 1745 MHz;Duty Cycle: 1:1

T-Coil scan (scan for ANSI C63.19 2011 compliance)/LTE Band 66 20MHz 16QAM RB1/0 ch132322 EVS-SWB 24.4/z (axial) 3GPP2 Normal Signal at best S/N/ABM Freq

Resp(x,y,z,f) (1x1x1): Measurement grid: dx=10mm, dy=10mm

Signal Type: Audio File (.wav) 48k_Normal_51s.wav

Output Gain: 52.48

Measure Window Start: 2000ms

Measure Window Length: 51000ms

BWC applied: 10.80 dB

Device Reference Point: 0, 0, -6.3 mm

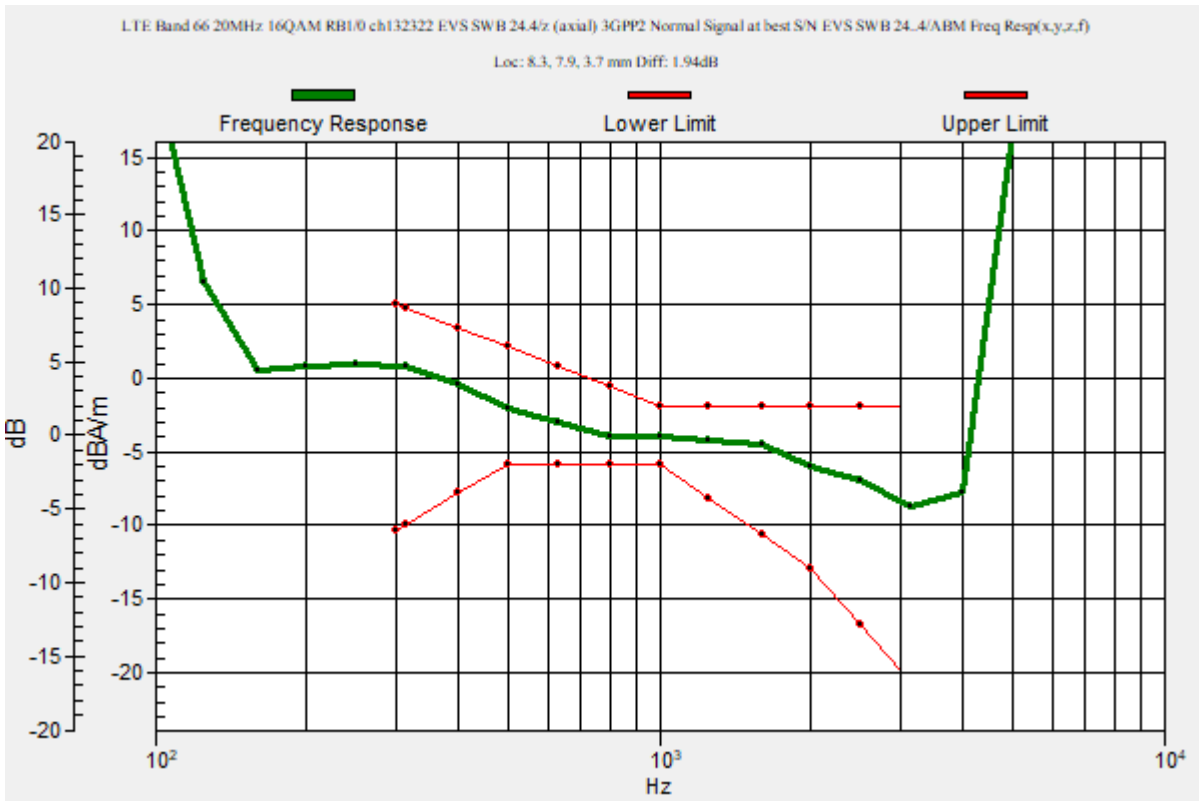
Category	Telephone parameters WD signal quality [(signal+noise)-to-noise ratio in decibels]
Category T1	0 dB to 10 dB
Category T2	10 dB to 20 dB
Category T3	20 dB to 30 dB
Category T4	> 30 dB

Cursor:

Diff = 1.94 dB

BWC Factor = 10.80 dB

Location: 8.3, 7.9, 3.7 mm



VoLTE_FDD

Communication System: UID 0, LTE (FDD) (0); Frequency: 1745 MHz; Duty Cycle: 1:1

Phantom section: TCoil Section

DASY5 Configuration:

- Probe: AM1DV3 - 3140; ; Calibrated: 2019-09-16
- Sensor-Surface: 0mm (Fix Surface)
- Electronics: DAE4 Sn1447; Calibrated: 2020-03-20
- Phantom: HAC Test Arch with AMCC; Type: SD HAC P01 BB
- Measurement SW: DASY52, Version 52.10 (4);SEMCAD X Version 14.6.14 (7483)

T-Coil scan (scan for ANSI C63.19 2011 compliance)/LTE Band 66 20MHz 16QAM RB1/0 ch132322 EVS-SWB 24.4/z (axial) 4.2mm 50 x 50/ABM Interpolated Signal(x,y,z)

(121x121x1): Interpolated grid: dx=1.000 mm, dy=1.000 mm

Signal Type: Audio File (.wav) 48k_voice_1kHz_1s.wav

Output Gain: 24.35

Measure Window Start: 300ms

Measure Window Length: 1000ms

BWC applied: 0.16 dB

Device Reference Point: 0, 0, -6.3 mm

Cursor:


ABM1/ABM2 = 32.35 dB

ABM1 = -2.48 dBA/m

ABM2 = -34.83 dBA/m

BWC Factor = 0.16 dB

Location: 8.3, 7.9, 3.7 mm



0 dB = 1.000 A/m = 0.00 dBA/m

VoLTE_FDD

Communication System: UID 0, LTE (FDD) (0); Frequency: 1745 MHz; Duty Cycle: 1:1

Phantom section: TCoil Section

DASY5 Configuration:

- Probe: AM1DV3 - 3140; ; Calibrated: 2019-09-16
- Sensor-Surface: 0mm (Fix Surface)
- Electronics: DAE4 Sn1447; Calibrated: 2020-03-20
- Phantom: HAC Test Arch with AMCC; Type: SD HAC P01 BB
- Measurement SW: DASY52, Version 52.10 (4);SEMCAD X Version 14.6.14 (7483)

T-Coil scan (scan for ANSI C63.19 2011 compliance)/LTE Band 66 20MHz 16QAM RB1/0 ch132322 EVS-SWB 24.4/y (transversal) 4.2mm 50 x 50/ABM Interpolated Signal(x,y,z)

(121x121x1): Interpolated grid: dx=1.000 mm, dy=1.000 mm

Signal Type: Audio File (.wav) 48k_voice_1kHz_1s.wav

Output Gain: 24.35

Measure Window Start: 300ms

Measure Window Length: 1000ms

BWC applied: 0.16 dB

Device Reference Point: 0, 0, -6.3 mm

Cursor:


ABM1/ABM2 = 31.59 dB

ABM1 = -10.79 dBA/m

ABM2 = -42.38 dBA/m

BWC Factor = 0.16 dB

Location: 8.3, 0, 3.7 mm



0 dB = 1.000 A/m = 0.00 dBA/m

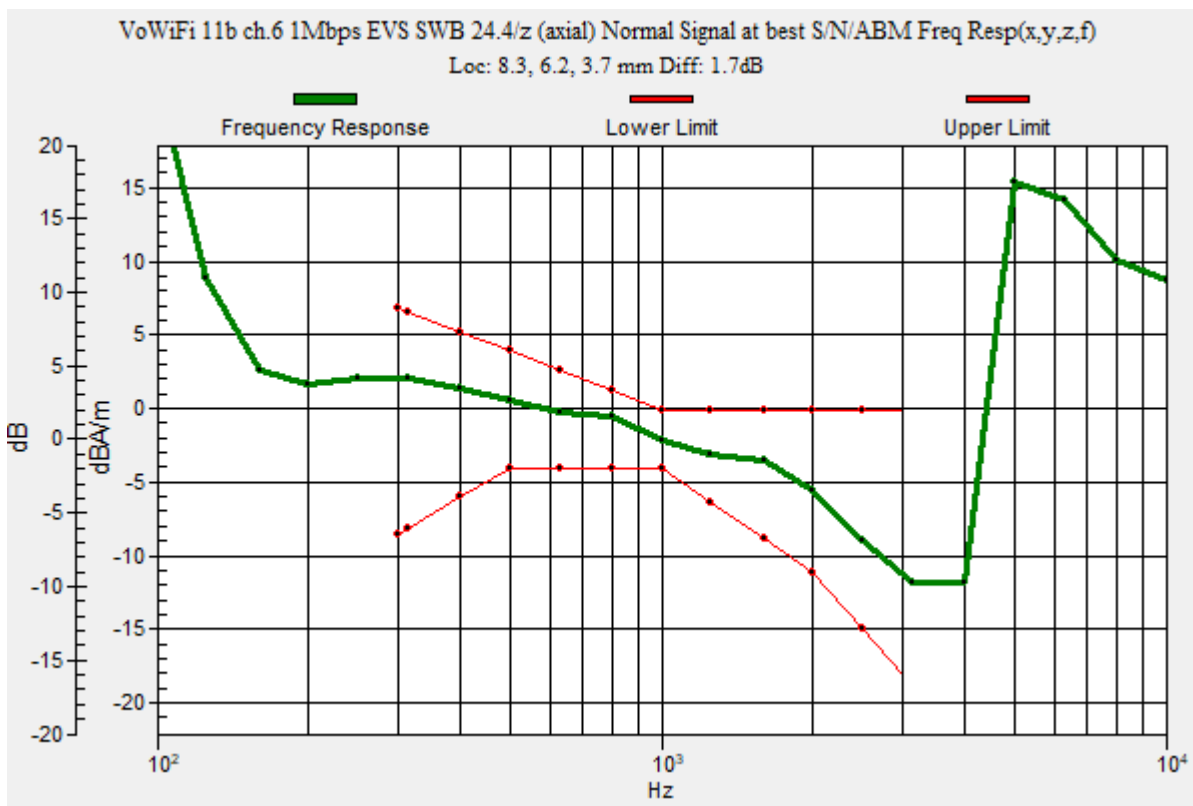
VoWiFi

Communication System: UID 0, IEEE 802.11b/g/n 2.4 GHz Band (0); Frequency: 2437 MHz; Duty Cycle: 1:1

T-Coil scan (scan for ANSI C63.19 2011 compliance)/VoWiFi 11b ch.6 1Mbps EVS-SWB 24.4/z (axial) Normal Signal at best S/N/ABM Freq Resp(x,y,z,f) (1x1x1):

Measurement grid: dx=10mm, dy=10mm
 Signal Type: Audio File (.wav) 48k_Normal_51s.wav
 Output Gain: 46.77
 Measure Window Start: 2000ms
 Measure Window Length: 51000ms
 BWC applied: 10.80 dB
 Device Reference Point: 0, 0, -6.3 mm

Cursor:
 Diff = 1.70 dB
 BWC Factor = 10.80 dB
 Location: 8.3, 6.2, 3.7 mm



VoWiFi

Communication System: UID 0, IEEE 802.11b/g/n 2.4 GHz Band (0); Frequency: 2437 MHz; Duty Cycle: 1:1

Phantom section: TCoil Section

DASY5 Configuration:

- Probe: AM1DV3 - 3140; ; Calibrated: 2019-09-16
- Sensor-Surface: 0mm (Fix Surface)
- Electronics: DAE4 Sn1447; Calibrated: 2020-03-20
- Phantom: HAC Test Arch with AMCC; Type: SD HAC P01 BB
- Measurement SW: DASY52, Version 52.10 (4);SEMCAD X Version 14.6.14 (7483)

T-Coil scan (scan for ANSI C63.19 2011 compliance)/VoWiFi 11b ch.6 1Mbps EVS-SWB 24.4/z (axial) 4.2mm 50x50/ABM Interpolated Signal(x,y,z) (121x121x1):

Interpolated grid: dx=1.000 mm, dy=1.000 mm

Signal Type: Audio File (.wav) 48k_voice_1kHz_1s.wav

Output Gain: 15.36

Measure Window Start: 300ms

Measure Window Length: 1000ms

BWC applied: 0.16 dB

Device Reference Point: 0, 0, -6.3 mm

Cursor:


ABM1/ABM2 = 39.55 dB

ABM1 = -3.89 dBA/m

ABM2 = -43.44 dBA/m

BWC Factor = 0.16 dB

Location: 8.3, 6.2, 3.7 mm



0 dB = 1.000 A/m = 0.00 dBA/m

VoWiFi

Communication System: UID 0, IEEE 802.11b/g/n 2.4 GHz Band (0); Frequency: 2437 MHz; Duty Cycle: 1:1

Phantom section: TCoil Section

DASY5 Configuration:

- Probe: AM1DV3 - 3140; ; Calibrated: 2019-09-16
- Sensor-Surface: 0mm (Fix Surface)
- Electronics: DAE4 Sn1447; Calibrated: 2020-03-20
- Phantom: HAC Test Arch with AMCC; Type: SD HAC P01 BB
- Measurement SW: DASY52, Version 52.10 (4);SEMCAD X Version 14.6.14 (7483)

T-Coil scan (scan for ANSI C63.19 2011 compliance)/VoWiFi 11b ch.6 1Mbps EVS-SWB 24.4/y (transversal) 4.2mm 50x50/ABM Interpolated Signal(x,y,z) (121x121x1):

Interpolated grid: dx=1.000 mm, dy=1.000 mm

Signal Type: Audio File (.wav) 48k_voice_1kHz_1s.wav

Output Gain: 15.36

Measure Window Start: 300ms

Measure Window Length: 1000ms

BWC applied: 0.16 dB

Device Reference Point: 0, 0, -6.3 mm

Cursor:


ABM1/ABM2 = 35.50 dB

ABM1 = -11.49 dBA/m

ABM2 = -46.99 dBA/m

BWC Factor = 0.16 dB

Location: 5, 0.4, 3.7 mm



0 dB = 1.000 A/m = 0.00 dBA/m

VoWiFi

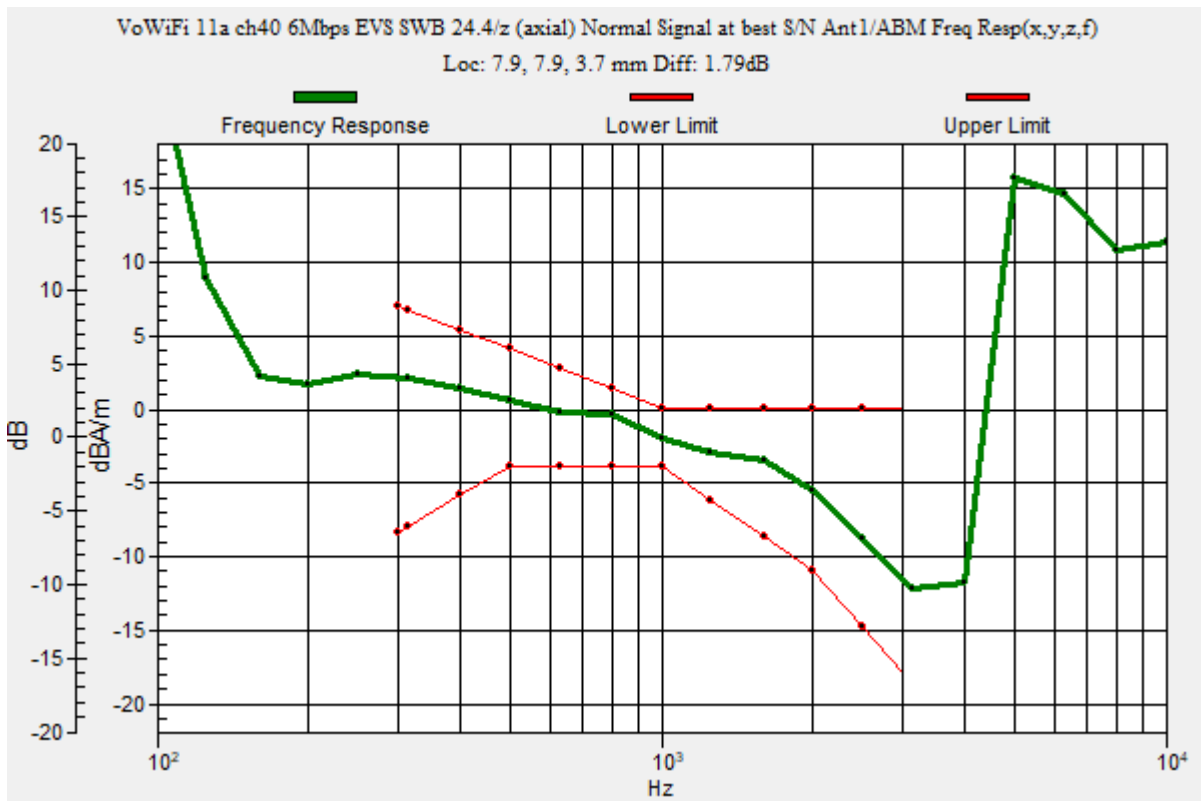
Communication System: UID 0, IEEE 802.11a/n/ac 5 GHz Band (0); Frequency: 5200 MHz;Duty Cycle: 1:1

T-Coil scan (scan for ANSI C63.19 2011 compliance)/VoWiFi 11a ch40 6Mbps EVS-SWB 24.4/z (axial) Normal Signal at best S/N Ant1/ABM Freq Resp(x,y,z,f) (1x1x1):

Measurement grid: dx=10mm, dy=10mm
 Signal Type: Audio File (.wav) 48k_Normal_51s.wav
 Output Gain: 46.77
 Measure Window Start: 2000ms
 Measure Window Length: 51000ms
 BWC applied: 10.80 dB
 Device Reference Point: 0, 0, -6.3 mm

Category	Telephone parameters WD signal quality [(signal+noise)-to-noise ratio in decibels]
Category T1	0 dB to 10 dB
Category T2	10 dB to 20 dB
Category T3	20 dB to 30 dB
Category T4	> 30 dB

Cursor:
 Diff = 1.79 dB
 BWC Factor = 10.80 dB
 Location: 7.9, 7.9, 3.7 mm



VoWiFi

Communication System: UID 0, IEEE 802.11a/n/ac 5 GHz Band (0); Frequency: 5200 MHz; Duty Cycle: 1:1

Phantom section: TCoil Section

DASY5 Configuration:

- Probe: AM1DV3 - 3140; ; Calibrated: 2019-09-16
- Sensor-Surface: 0mm (Fix Surface)
- Electronics: DAE4 Sn1447; Calibrated: 2020-03-20
- Phantom: HAC Test Arch with AMCC; Type: SD HAC P01 BB
- Measurement SW: DASY52, Version 52.10 (4); SEMCAD X Version 14.6.14 (7483)

T-Coil scan (scan for ANSI C63.19 2011 compliance)/VoWiFi 11a ch40 6Mbps EVS-SWB 24.4/z (axial) 4.2mm 50x50 Ant1/ABM Interpolated Signal(x,y,z) (121x121x1):

Interpolated grid: dx=1.000 mm, dy=1.000 mm

Signal Type: Audio File (.wav) 48k_voice_1kHz_1s.wav

Output Gain: 15.36

Measure Window Start: 300ms

Measure Window Length: 1000ms

BWC applied: 0.16 dB

Device Reference Point: 0, 0, -6.3 mm

Cursor:


ABM1/ABM2 = 42.99 dB

ABM1 = -4.08 dBA/m

ABM2 = -47.07 dBA/m

BWC Factor = 0.16 dB

Location: 7.9, 7.9, 3.7 mm



0 dB = 1.000 A/m = 0.00 dBA/m

VoWiFi

Communication System: UID 0, IEEE 802.11a/n/ac 5 GHz Band (0); Frequency: 5200 MHz; Duty Cycle: 1:1

Phantom section: TCoil Section

DASY5 Configuration:

- Probe: AM1DV3 - 3140; ; Calibrated: 2019-09-16
- Sensor-Surface: 0mm (Fix Surface)
- Electronics: DAE4 Sn1447; Calibrated: 2020-03-20
- Phantom: HAC Test Arch with AMCC; Type: SD HAC P01 BB
- Measurement SW: DASY52, Version 52.10 (4);SEMCAD X Version 14.6.14 (7483)

T-Coil scan (scan for ANSI C63.19 2011 compliance)/VoWiFi 11a ch40 6Mbps EVS-SWB 24.4/y (transversal) 4.2mm 50x50 Ant1/ABM Interpolated Signal(x,y,z) (121x121x1):

Interpolated grid: dx=1.000 mm, dy=1.000 mm

Signal Type: Audio File (.wav) 48k_voice_1kHz_1s.wav

Output Gain: 15.36

Measure Window Start: 300ms

Measure Window Length: 1000ms

BWC applied: 0.16 dB

Device Reference Point: 0, 0, -6.3 mm

Cursor:


ABM1/ABM2 = 34.88 dB

ABM1 = -12.09 dBA/m

ABM2 = -46.97 dBA/m

BWC Factor = 0.16 dB

Location: 10, 16.7, 3.7 mm



0 dB = 1.000 A/m = 0.00 dBA/m

VoWiFi

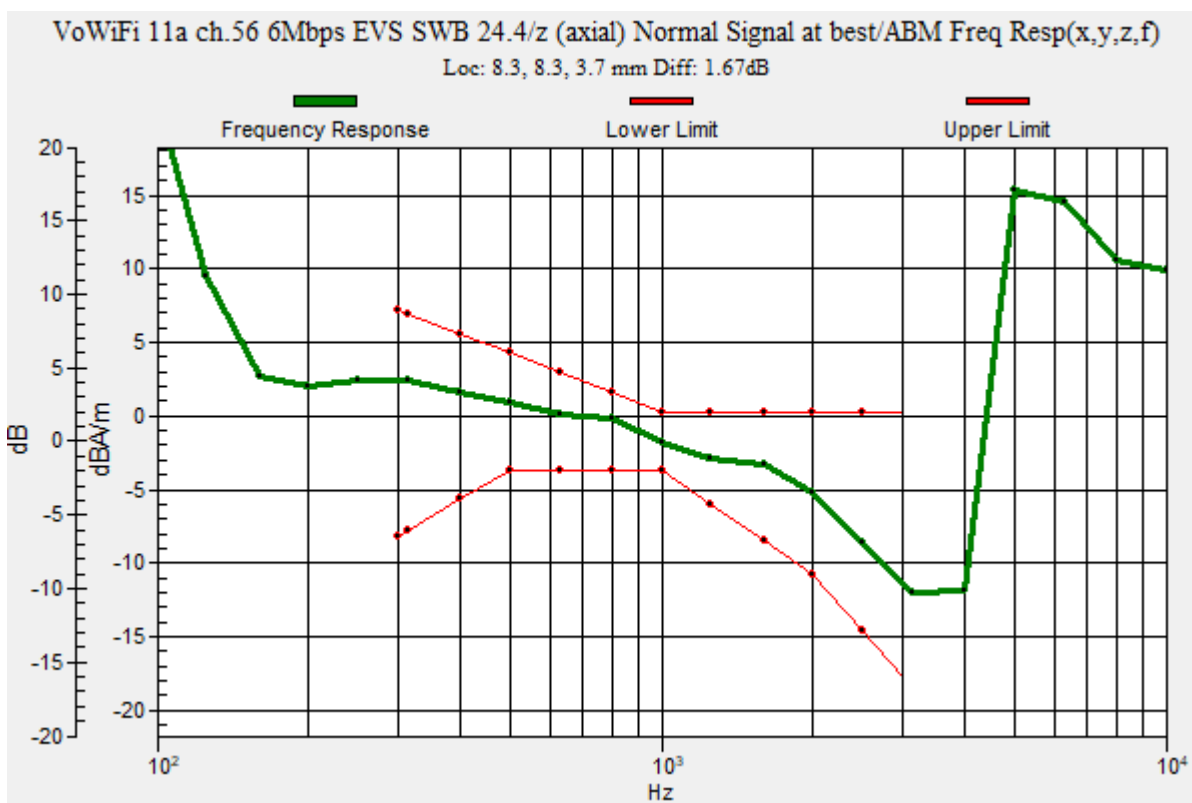
Communication System: UID 0, IEEE 802.11a/n/ac 5 GHz Band (0); Frequency: 5280 MHz;Duty Cycle: 1:1

T-Coil scan (scan for ANSI C63.19 2011 compliance)/VoWiFi 11a ch.56 6Mbps EVS-SWB 24.4/z (axial) Normal Signal at best/ABM Freq Resp(x,y,z,f) (1x1x1):

Measurement grid: dx=10mm, dy=10mm
 Signal Type: Audio File (.wav) 48k_Normal_51s.wav
 Output Gain: 46.77
 Measure Window Start: 2000ms
 Measure Window Length: 51000ms
 BWC applied: 10.80 dB
 Device Reference Point: 0, 0, -6.3 mm

Category	Telephone parameters WD signal quality [(signal+noise)-to-noise ratio in decibels]
Category T1	0 dB to 10 dB
Category T2	10 dB to 20 dB
Category T3	20 dB to 30 dB
Category T4	> 30 dB

Cursor:
 Diff = 1.67 dB
 BWC Factor = 10.80 dB
 Location: 8.3, 8.3, 3.7 mm



VoWiFi

Communication System: UID 0, IEEE 802.11a/n/ac 5 GHz Band (0); Frequency: 5280 MHz; Duty Cycle: 1:1

Phantom section: TCoil Section

DASY5 Configuration:

- Probe: AM1DV3 - 3140; ; Calibrated: 2019-09-16
- Sensor-Surface: 0mm (Fix Surface)
- Electronics: DAE4 Sn1447; Calibrated: 2020-03-20
- Phantom: HAC Test Arch with AMCC; Type: SD HAC P01 BB
- Measurement SW: DASY52, Version 52.10 (4);SEMCAD X Version 14.6.14 (7483)

T-Coil scan (scan for ANSI C63.19 2011 compliance)/VoWiFi 11a ch.56 6Mbps EVS-SWB 24.4/z (axial) 4.2mm 50x50/ABM Interpolated Signal(x,y,z) (121x121x1):

Interpolated grid: dx=1.000 mm, dy=1.000 mm

Signal Type: Audio File (.wav) 48k_voice_1kHz_1s.wav

Output Gain: 15.36

Measure Window Start: 300ms

Measure Window Length: 1000ms

BWC applied: 0.16 dB

Device Reference Point: 0, 0, -6.3 mm

Cursor:


ABM1/ABM2 = 43.28 dB

ABM1 = -4.11 dBA/m

ABM2 = -47.39 dBA/m

BWC Factor = 0.16 dB

Location: 8.3, 8.3, 3.7 mm



0 dB = 1.000 A/m = 0.00 dBA/m

VoWiFi

Communication System: UID 0, IEEE 802.11a/n/ac 5 GHz Band (0); Frequency: 5280 MHz; Duty Cycle: 1:1

Phantom section: TCoil Section

DASY5 Configuration:

- Probe: AM1DV3 - 3140; ; Calibrated: 2019-09-16
- Sensor-Surface: 0mm (Fix Surface)
- Electronics: DAE4 Sn1447; Calibrated: 2020-03-20
- Phantom: HAC Test Arch with AMCC; Type: SD HAC P01 BB
- Measurement SW: DASY52, Version 52.10 (4);SEMCAD X Version 14.6.14 (7483)

T-Coil scan (scan for ANSI C63.19 2011 compliance)/VoWiFi 11a ch.56 6Mbps EVS-SWB 24.4/y (transversal) 4.2mm 50x50/ABM Interpolated Signal(x,y,z) (121x121x1):

Interpolated grid: dx=1.000 mm, dy=1.000 mm

Signal Type: Audio File (.wav) 48k_voice_1kHz_1s.wav

Output Gain: 15.36

Measure Window Start: 300ms

Measure Window Length: 1000ms

BWC applied: 0.16 dB

Device Reference Point: 0, 0, -6.3 mm

Cursor:


ABM1/ABM2 = 35.61 dB

ABM1 = -12.03 dBA/m

ABM2 = -47.64 dBA/m

BWC Factor = 0.16 dB

Location: 8.3, 16.7, 3.7 mm



0 dB = 1.000 A/m = 0.00 dBA/m

VoWiFi

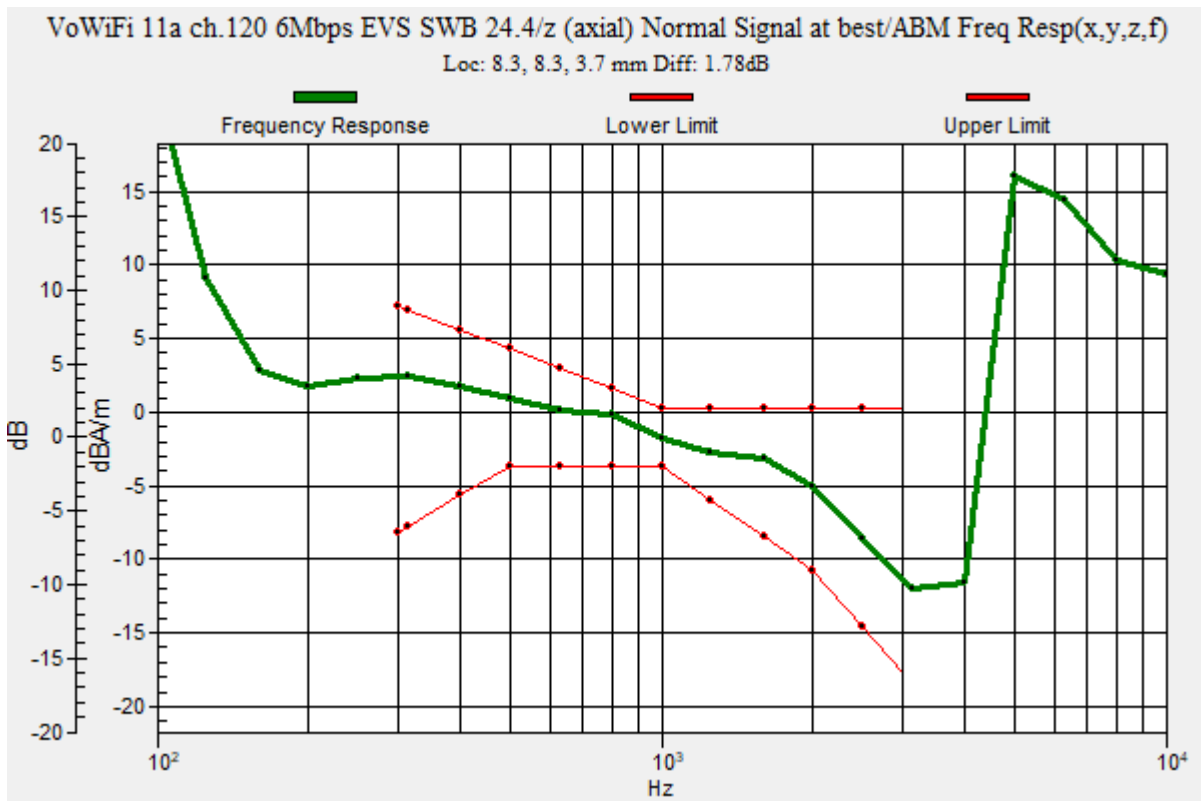
Communication System: UID 0, IEEE 802.11a/n/ac 5 GHz Band (0); Frequency: 5600 MHz;Duty Cycle: 1:1

T-Coil scan (scan for ANSI C63.19 2011 compliance)/VoWiFi 11a ch.120 6Mbps EVS-SWB 24.4/z (axial) Normal Signal at best/ABM Freq Resp(x,y,z,f) (1x1x1):

Measurement grid: dx=10mm, dy=10mm
 Signal Type: Audio File (.wav) 48k_Normal_51s.wav
 Output Gain: 46.77
 Measure Window Start: 2000ms
 Measure Window Length: 51000ms
 BWC applied: 10.80 dB
 Device Reference Point: 0, 0, -6.3 mm

Category	Telephone parameters WD signal quality [(signal+noise)-to-noise ratio in decibels]
Category T1	0 dB to 10 dB
Category T2	10 dB to 20 dB
Category T3	20 dB to 30 dB
Category T4	> 30 dB

Cursor:
 Diff = 1.78 dB
 BWC Factor = 10.80 dB
 Location: 8.3, 8.3, 3.7 mm



VoWiFi

Communication System: UID 0, IEEE 802.11a/n/ac 5 GHz Band (0); Frequency: 5600 MHz; Duty Cycle: 1:1

Phantom section: TCoil Section

DASY5 Configuration:

- Probe: AM1DV3 - 3140; ; Calibrated: 2019-09-16
- Sensor-Surface: 0mm (Fix Surface)
- Electronics: DAE4 Sn1447; Calibrated: 2020-03-20
- Phantom: HAC Test Arch with AMCC; Type: SD HAC P01 BB
- Measurement SW: DASY52, Version 52.10 (4);SEMCAD X Version 14.6.14 (7483)

T-Coil scan (scan for ANSI C63.19 2011 compliance)/VoWiFi 11a ch.120 6Mbps EVS-SWB 24.4/z (axial) 4.2mm 50x50/ABM Interpolated Signal(x,y,z) (121x121x1):

Interpolated grid: dx=1.000 mm, dy=1.000 mm

Signal Type: Audio File (.wav) 48k_voice_1kHz_1s.wav

Output Gain: 15.36

Measure Window Start: 300ms

Measure Window Length: 1000ms

BWC applied: 0.16 dB

Device Reference Point: 0, 0, -6.3 mm

Cursor:


ABM1/ABM2 = 44.38 dB

ABM1 = -3.73 dBA/m

ABM2 = -48.11 dBA/m

BWC Factor = 0.16 dB

Location: 8.3, 8.3, 3.7 mm



0 dB = 1.000 A/m = 0.00 dBA/m

VoWiFi

Communication System: UID 0, IEEE 802.11a/n/ac 5 GHz Band (0); Frequency: 5600 MHz; Duty Cycle: 1:1

Phantom section: TCoil Section

DASY5 Configuration:

- Probe: AM1DV3 - 3140; ; Calibrated: 2019-09-16
- Sensor-Surface: 0mm (Fix Surface)
- Electronics: DAE4 Sn1447; Calibrated: 2020-03-20
- Phantom: HAC Test Arch with AMCC; Type: SD HAC P01 BB
- Measurement SW: DASY52, Version 52.10 (4);SEMCAD X Version 14.6.14 (7483)

T-Coil scan (scan for ANSI C63.19 2011 compliance)/VoWiFi 11a ch.120 6Mbps EVS-SWB 24.4/y (transversal) 4.2mm 50x50/ABM Interpolated Signal(x,y,z) (121x121x1):

Interpolated grid: dx=1.000 mm, dy=1.000 mm

Signal Type: Audio File (.wav) 48k_voice_1kHz_1s.wav

Output Gain: 15.36

Measure Window Start: 300ms

Measure Window Length: 1000ms

BWC applied: 0.16 dB

Device Reference Point: 0, 0, -6.3 mm

Cursor:


ABM1/ABM2 = 33.96 dB

ABM1 = -11.74 dBA/m

ABM2 = -45.70 dBA/m

BWC Factor = 0.16 dB

Location: 11.7, 16.7, 3.7 mm



0 dB = 1.000 A/m = 0.00 dBA/m

VoWiFi

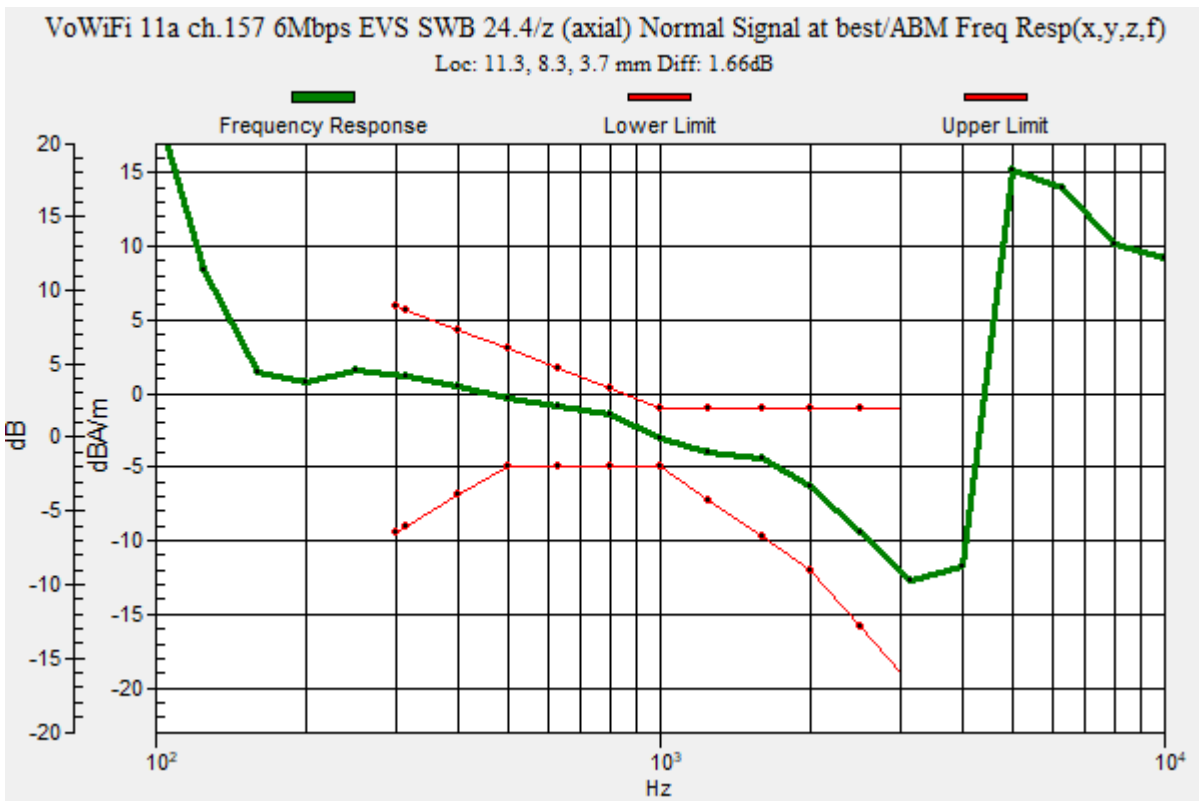
Communication System: UID 0, IEEE 802.11a/n/ac 5 GHz Band (0); Frequency: 5785 MHz;Duty Cycle: 1:1

T-Coil scan (scan for ANSI C63.19 2011 compliance)/VoWiFi 11a ch.157 6Mbps EVS-SWB 24.4/z (axial) Normal Signal at best/ABM Freq Resp(x,y,z,f) (1x1x1):

Measurement grid: dx=10mm, dy=10mm
 Signal Type: Audio File (.wav) 48k_Normal_51s.wav
 Output Gain: 46.77
 Measure Window Start: 2000ms
 Measure Window Length: 51000ms
 BWC applied: 10.80 dB
 Device Reference Point: 0, 0, -6.3 mm

Category	Telephone parameters WD signal quality [(signal+noise)-to-noise ratio in decibels]
Category T1	0 dB to 10 dB
Category T2	10 dB to 20 dB
Category T3	20 dB to 30 dB
Category T4	> 30 dB

Cursor:
 Diff = 1.66 dB
 BWC Factor = 10.80 dB
 Location: 11.3, 8.3, 3.7 mm



VoWiFi

Communication System: UID 0, IEEE 802.11a/n/ac 5 GHz Band (0); Frequency: 5785 MHz; Duty Cycle: 1:1

Phantom section: TCoil Section

DASY5 Configuration:

- Probe: AM1DV3 - 3140; ; Calibrated: 2019-09-16
- Sensor-Surface: 0mm (Fix Surface)
- Electronics: DAE4 Sn1447; Calibrated: 2020-03-20
- Phantom: HAC Test Arch with AMCC; Type: SD HAC P01 BB
- Measurement SW: DASY52, Version 52.10 (4);SEMCAD X Version 14.6.14 (7483)

T-Coil scan (scan for ANSI C63.19 2011 compliance)/VoWiFi 11a ch.157 6Mbps EVS-SWB 24.4/z (axial) 4.2mm 50x50/ABM Interpolated Signal(x,y,z) (121x121x1):

Interpolated grid: dx=1.000 mm, dy=1.000 mm

Signal Type: Audio File (.wav) 48k_voice_1kHz_1s.wav

Output Gain: 15.36

Measure Window Start: 300ms

Measure Window Length: 1000ms

BWC applied: 0.16 dB

Device Reference Point: 0, 0, -6.3 mm

Cursor:


ABM1/ABM2 = 42.98 dB

ABM1 = -3.36 dBA/m

ABM2 = -46.34 dBA/m

BWC Factor = 0.16 dB

Location: 11.3, 8.3, 3.7 mm



0 dB = 1.000 A/m = 0.00 dBA/m

VoWiFi

Communication System: UID 0, IEEE 802.11a/n/ac 5 GHz Band (0); Frequency: 5785 MHz; Duty Cycle: 1:1

Phantom section: TCoil Section

DASY5 Configuration:

- Probe: AM1DV3 - 3140; ; Calibrated: 2019-09-16
- Sensor-Surface: 0mm (Fix Surface)
- Electronics: DAE4 Sn1447; Calibrated: 2020-03-20
- Phantom: HAC Test Arch with AMCC; Type: SD HAC P01 BB
- Measurement SW: DASY52, Version 52.10 (4);SEMCAD X Version 14.6.14 (7483)

T-Coil scan (scan for ANSI C63.19 2011 compliance)/VoWiFi 11a ch.157 6Mbps EVS-SWB 24.4/y (transversal) 4.2mm 50x50/ABM Interpolated Signal(x,y,z) (121x121x1):

Interpolated grid: dx=1.000 mm, dy=1.000 mm

Signal Type: Audio File (.wav) 48k_voice_1kHz_1s.wav

Output Gain: 15.36

Measure Window Start: 300ms

Measure Window Length: 1000ms

BWC applied: 0.16 dB

Device Reference Point: 0, 0, -6.3 mm

Cursor:


ABM1/ABM2 = 35.69 dB

ABM1 = -11.98 dBA/m

ABM2 = -47.67 dBA/m

BWC Factor = 0.16 dB

Location: 8.3, 16.7, 3.7 mm



0 dB = 1.000 A/m = 0.00 dBA/m

OTT EDGE

Communication System: UID 0, GPRS-FDD (TDMA, GMSK, 2 slot) (0); Frequency: 836.6 MHz;Duty Cycle: 1:4.00037

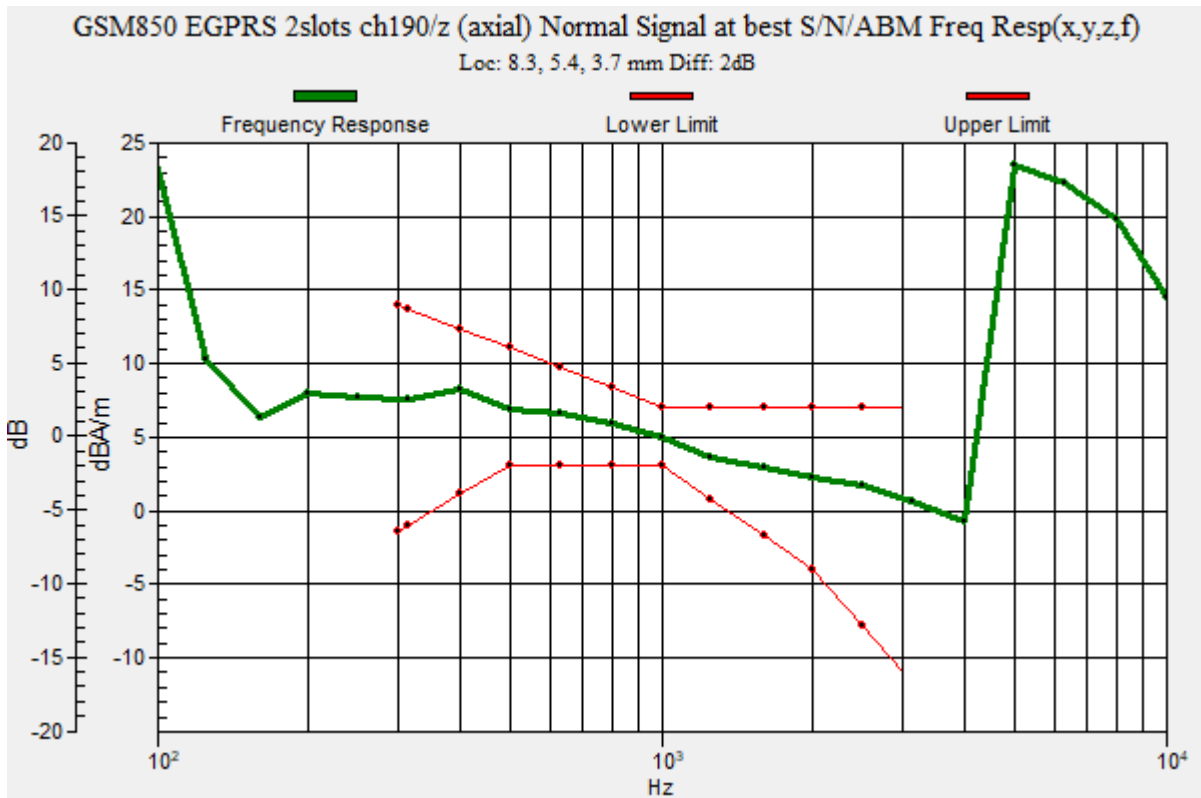
T-Coil scan (scan for ANSI C63.19 2011 compliance)/GSM850 EGPRS 2slots ch190/z (axial) Normal Signal at best S/N/ABM Freq Resp(x,y,z,f) (1x1x1): Measurement grid: dx=10mm, dy=10mm

Signal Type: Audio File (.wav) 48k_Normal_51s.wav
 Output Gain: 60.88
 Measure Window Start: 2000ms
 Measure Window Length: 51000ms
 BWC applied: 10.80 dB
 Device Reference Point: 0, 0, -6.3 mm

Category	Telephone parameters WD signal quality [(signal+noise)-to-noise ratio in decibels]
Category T1	0 dB to 10 dB
Category T2	10 dB to 20 dB
Category T3	20 dB to 30 dB
Category T4	> 30 dB

Cursor:

Diff = 2.00 dB
 BWC Factor = 10.80 dB
 Location: 8.3, 5.4, 3.7 mm



OTT EDGE

Communication System: UID 0, GPRS-FDD (TDMA, GMSK, 2 slot) (0); Frequency: 836.6 MHz; Duty Cycle: 1:4.00037

Phantom section: TCoil Section

DASY5 Configuration:

- Probe: AM1DV3 - 3140; ; Calibrated: 2019-09-16
- Sensor-Surface: 0mm (Fix Surface)
- Electronics: DAE4 Sn1447; Calibrated: 2020-03-20
- Phantom: HAC Test Arch with AMCC; Type: SD HAC P01 BB
- Measurement SW: DASY52, Version 52.10 (4);SEMCAD X Version 14.6.14 (7483)

T-Coil scan (scan for ANSI C63.19 2011 compliance)/GSM850 EGPRS 2slots ch190/z (axial) 4.2mm 50x50/ABM Interpolated Signal(x,y,z) (121x121x1): Interpolated grid: dx=1.000 mm, dy=1.000 mm

Signal Type: Audio File (.wav) 48k_voice_1kHz_1s.wav

Output Gain: 20

Measure Window Start: 300ms

Measure Window Length: 3000ms

BWC applied: 0.16 dB

Device Reference Point: 0, 0, -6.3 mm

Cursor:


ABM1/ABM2 = 31.11 dB

ABM1 = 4.58 dBA/m

ABM2 = -26.53 dBA/m

BWC Factor = 0.16 dB

Location: 8.3, 5.4, 3.7 mm



0 dB = 1.000 A/m = 0.00 dBA/m

OTT EDGE

Communication System: UID 0, GPRS-FDD (TDMA, GMSK, 2 slot) (0); Frequency: 836.6 MHz; Duty Cycle: 1:4.00037

Phantom section: TCoil Section

DASY5 Configuration:

- Probe: AM1DV3 - 3140; ; Calibrated: 2019-09-16
- Sensor-Surface: 0mm (Fix Surface)
- Electronics: DAE4 Sn1447; Calibrated: 2020-03-20
- Phantom: HAC Test Arch with AMCC; Type: SD HAC P01 BB
- Measurement SW: DASY52, Version 52.10 (4);SEMCAD X Version 14.6.14 (7483)

T-Coil scan (scan for ANSI C63.19 2011 compliance)/GSM850 EGPRS 2slots ch190/y (transversal) 4.2mm 50x50/ABM Interpolated Signal(x,y,z) (121x121x1): Interpolated grid:

dx=1.000 mm, dy=1.000 mm

Signal Type: Audio File (.wav) 48k_voice_1kHz_1s.wav

Output Gain: 20

Measure Window Start: 300ms

Measure Window Length: 3000ms

BWC applied: 0.16 dB

Device Reference Point: 0, 0, -6.3 mm

Cursor:


ABM1/ABM2 = 25.28 dB

ABM1 = -4.61 dBA/m

ABM2 = -29.89 dBA/m

BWC Factor = 0.16 dB

Location: 11.7, 15, 3.7 mm



0 dB = 1.000 A/m = 0.00 dBA/m

OTT EDGE

Communication System: UID 0, GPRS-FDD (TDMA, GMSK, 2 slot) (0); Frequency: 1880 MHz; Duty Cycle: 1:4.00037

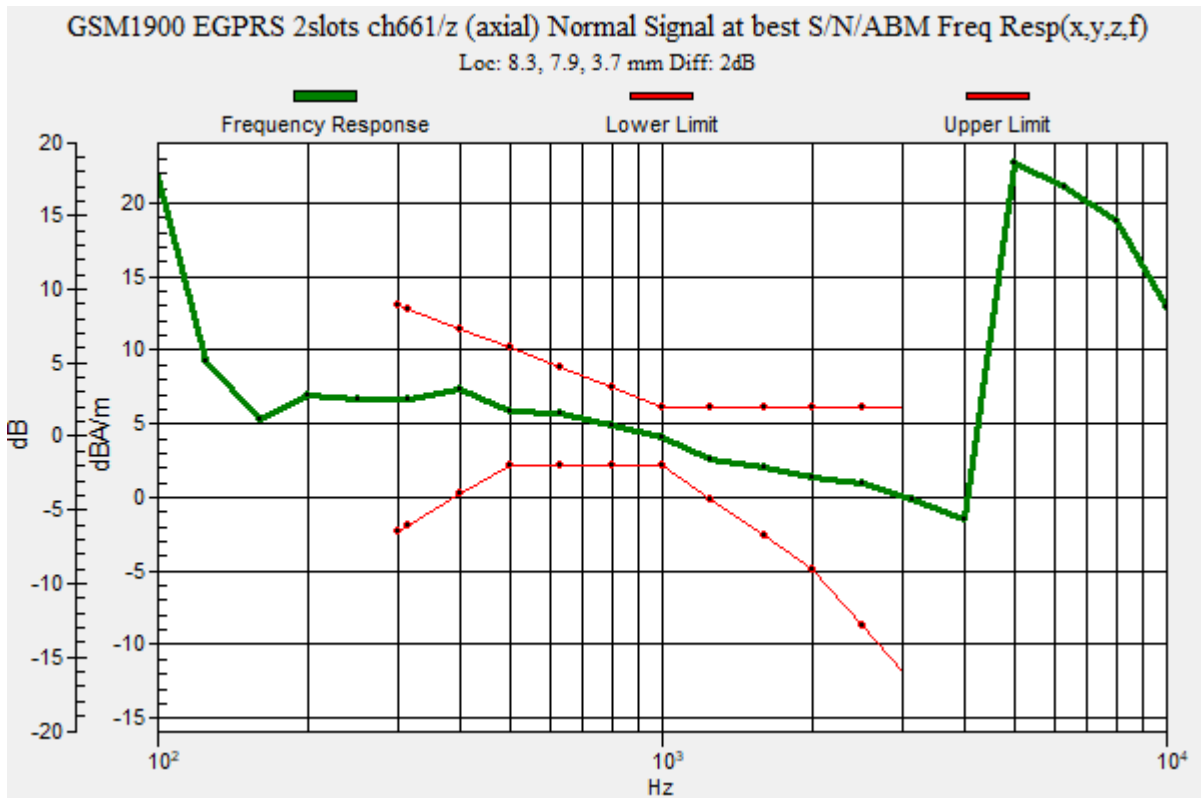
T-Coil scan (scan for ANSI C63.19 2011 compliance)/GSM1900 EGPRS 2slots ch661/z (axial) Normal Signal at best S/N/ABM Freq Resp(x,y,z,f) (1x1x1): Measurement grid: dx=10mm, dy=10mm

Signal Type: Audio File (.wav) 48k_Normal_51s.wav
 Output Gain: 60.88
 Measure Window Start: 2000ms
 Measure Window Length: 51000ms
 BWC applied: 10.80 dB
 Device Reference Point: 0, 0, -6.3 mm

Category	Telephone parameters WD signal quality [(signal+noise)-to-noise ratio in decibels]
Category T1	0 dB to 10 dB
Category T2	10 dB to 20 dB
Category T3	20 dB to 30 dB
Category T4	> 30 dB

Cursor:

Diff = 2.00 dB
 BWC Factor = 10.80 dB
 Location: 8.3, 7.9, 3.7 mm



OTT EDGE

Communication System: UID 0, GPRS-FDD (TDMA, GMSK, 2 slot) (0); Frequency: 1880 MHz; Duty Cycle: 1:4.00037

Phantom section: TCoil Section

DASY5 Configuration:

- Probe: AM1DV3 - 3140; ; Calibrated: 2019-09-16
- Sensor-Surface: 0mm (Fix Surface)
- Electronics: DAE4 Sn1447; Calibrated: 2020-03-20
- Phantom: HAC Test Arch with AMCC; Type: SD HAC P01 BB
- Measurement SW: DASY52, Version 52.10 (4);SEMCAD X Version 14.6.14 (7483)

T-Coil scan (scan for ANSI C63.19 2011 compliance)/GSM1900 EGPRS 2slots ch661/z (axial) 4.2mm 50x50/ABM Interpolated Signal(x,y,z) (121x121x1): Interpolated grid: dx=1.000 mm, dy=1.000 mm

Signal Type: Audio File (.wav) 48k_voice_1kHz_1s.wav

Output Gain: 20

Measure Window Start: 300ms

Measure Window Length: 3000ms

BWC applied: 0.16 dB

Device Reference Point: 0, 0, -6.3 mm

Cursor:


ABM1/ABM2 = 31.91 dB

ABM1 = 1.55 dBA/m

ABM2 = -30.36 dBA/m

BWC Factor = 0.16 dB

Location: 8.3, 7.9, 3.7 mm



0 dB = 1.000 A/m = 0.00 dBA/m

OTT EDGE

Communication System: UID 0, GPRS-FDD (TDMA, GMSK, 2 slot) (0); Frequency: 1880 MHz; Duty Cycle: 1:4.00037

Phantom section: TCoil Section

DASY5 Configuration:

- Probe: AM1DV3 - 3140; ; Calibrated: 2019-09-16
- Sensor-Surface: 0mm (Fix Surface)
- Electronics: DAE4 Sn1447; Calibrated: 2020-03-20
- Phantom: HAC Test Arch with AMCC; Type: SD HAC P01 BB
- Measurement SW: DASY52, Version 52.10 (4);SEMCAD X Version 14.6.14 (7483)

T-Coil scan (scan for ANSI C63.19 2011 compliance)/GSM1900 EGPRS 2slots ch661/y (transversal) 4.2mm 50x50/ABM Interpolated Signal(x,y,z) (121x121x1): Interpolated grid:

dx=1.000 mm, dy=1.000 mm

Signal Type: Audio File (.wav) 48k_voice_1kHz_1s.wav

Output Gain: 20

Measure Window Start: 300ms

Measure Window Length: 3000ms

BWC applied: 0.16 dB

Device Reference Point: 0, 0, -6.3 mm

Cursor:


ABM1/ABM2 = 35.43 dB

ABM1 = -4.82 dBA/m

ABM2 = -40.25 dBA/m

BWC Factor = 0.16 dB

Location: 8.3, 2.9, 3.7 mm



0 dB = 1.000 A/m = 0.00 dBA/m

OTT HSUPA

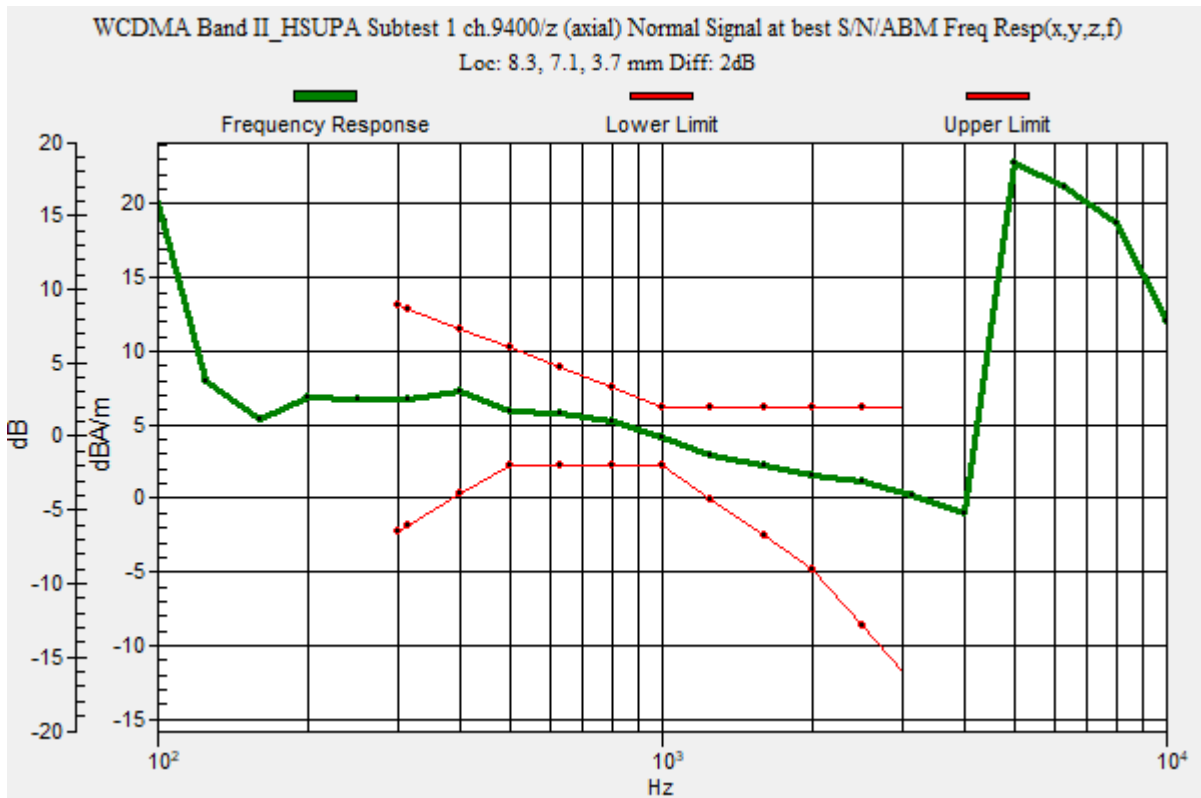
Communication System: UID 0, UMTS-FDD (WCDMA) (0); Frequency: 1880 MHz;Duty Cycle: 1:1

T-Coil scan (scan for ANSI C63.19 2011 compliance)/WCDMA Band II_HSUPA Subtest 1 ch.9400/z (axial) Normal Signal at best S/N/ABM Freq Resp(x,y,z,f) (1x1x1): Measurement grid:

dx=10mm, dy=10mm
 Signal Type: Audio File (.wav) 48k_Normal_51s.wav
 Output Gain: 60.88
 Measure Window Start: 2000ms
 Measure Window Length: 51000ms
 BWC applied: 10.80 dB
 Device Reference Point: 0, 0, -6.3 mm

Category	Telephone parameters WD signal quality [(signal+noise)-to-noise ratio in decibels]
Category T1	0 dB to 10 dB
Category T2	10 dB to 20 dB
Category T3	20 dB to 30 dB
Category T4	> 30 dB

Cursor:
 Diff = 2.00 dB
 BWC Factor = 10.80 dB
 Location: 8.3, 7.1, 3.7 mm



OTT HSUPA

Communication System: UID 0, UMTS-FDD (WCDMA) (0); Frequency: 1880 MHz; Duty Cycle: 1:1

Phantom section: TCoil Section

DASY5 Configuration:

- Probe: AM1DV3 - 3140; ; Calibrated: 2019-09-16
- Sensor-Surface: 0mm (Fix Surface)
- Electronics: DAE4 Sn1447; Calibrated: 2020-03-20
- Phantom: HAC Test Arch with AMCC; Type: SD HAC P01 BB
- Measurement SW: DASY52, Version 52.10 (4);SEMCAD X Version 14.6.14 (7483)

T-Coil scan (scan for ANSI C63.19 2011 compliance)/WCDMA Band II_HSUPA Subtest 1 ch.9400/z (axial) 4.2mm 50 x 50/ABM Interpolated Signal(x,y,z) (121x121x1): Interpolated grid:

dx=1.000 mm, dy=1.000 mm

Signal Type: Audio File (.wav) 48k_voice_1kHz_1s.wav

Output Gain: 20

Measure Window Start: 300ms

Measure Window Length: 3000ms

BWC applied: 0.16 dB

Device Reference Point: 0, 0, -6.3 mm

Cursor:


ABM1/ABM2 = 51.14 dB

ABM1 = 2.27 dBA/m

ABM2 = -48.87 dBA/m

BWC Factor = 0.16 dB

Location: 8.3, 7.1, 3.7 mm



0 dB = 1.000 A/m = 0.00 dBA/m

OTT HSUPA

Communication System: UID 0, UMTS-FDD (WCDMA) (0); Frequency: 1880 MHz; Duty Cycle: 1:1

Phantom section: TCoil Section

DASY5 Configuration:

- Probe: AM1DV3 - 3140; ; Calibrated: 2019-09-16
- Sensor-Surface: 0mm (Fix Surface)
- Electronics: DAE4 Sn1447; Calibrated: 2020-03-20
- Phantom: HAC Test Arch with AMCC; Type: SD HAC P01 BB
- Measurement SW: DASY52, Version 52.10 (4);SEMCAD X Version 14.6.14 (7483)

T-Coil scan (scan for ANSI C63.19 2011 compliance)/WCDMA Band II_HSUPA Subtest 1 ch.9400/y (transversal) 4.2mm 50 x 50/ABM Interpolated Signal(x,y,z) (121x121x1):

Interpolated grid: dx=1.000 mm, dy=1.000 mm

Signal Type: Audio File (.wav) 48k_voice_1kHz_1s.wav

Output Gain: 20

Measure Window Start: 300ms

Measure Window Length: 3000ms

BWC applied: 0.16 dB

Device Reference Point: 0, 0, -6.3 mm

Cursor:


ABM1/ABM2 = 43.07 dB

ABM1 = -5.03 dBA/m

ABM2 = -48.10 dBA/m

BWC Factor = 0.16 dB

Location: 8.3, 0, 3.7 mm



0 dB = 1.000 A/m = 0.00 dBA/m

OTT HSUPA

Communication System: UID 0, UMTS-FDD (WCDMA) (0); Frequency: 836.6 MHz; Duty Cycle: 1:1

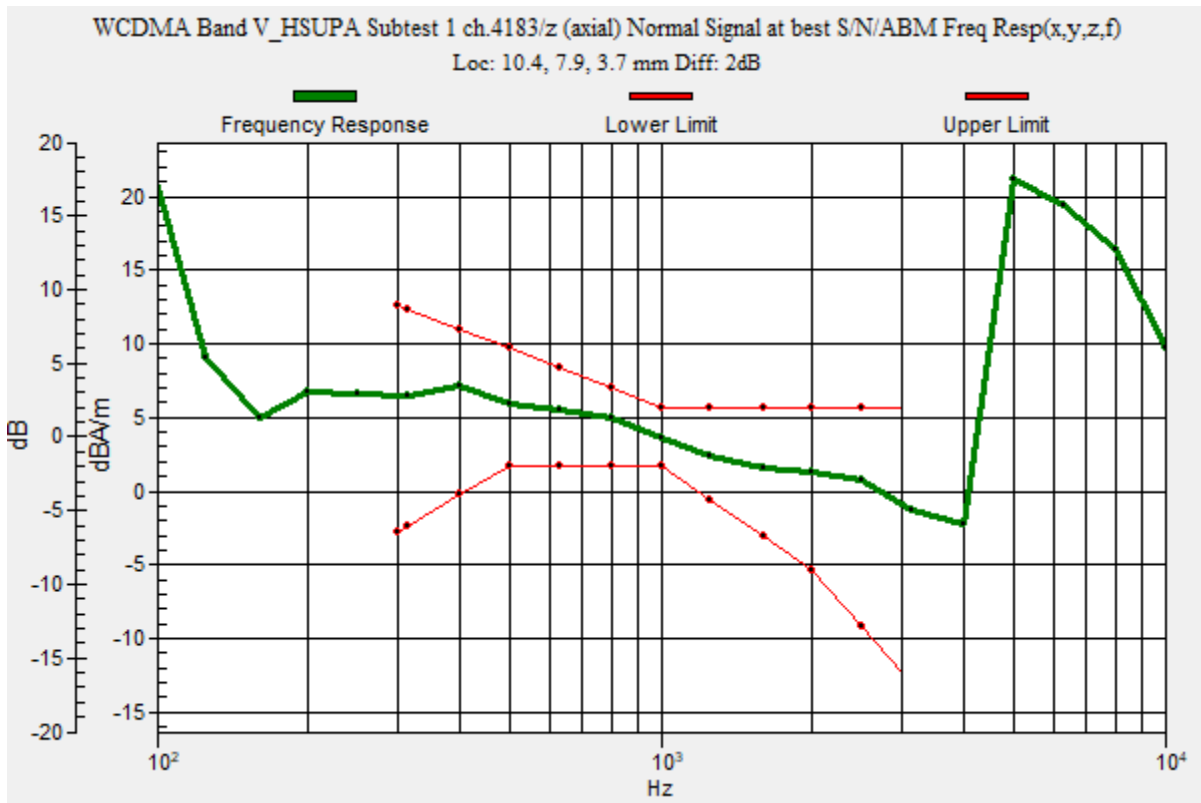
T-Coil scan (scan for ANSI C63.19 2011 compliance)/WCDMA Band V_HSUPA Subtest 1 ch.4183/z (axial) Normal Signal at best S/N/ABM Freq Resp(x,y,z,f) (1x1x1): Measurement grid:

dx=10mm, dy=10mm
 Signal Type: Audio File (.wav) 48k_Normal_51s.wav
 Output Gain: 60.88
 Measure Window Start: 2000ms
 Measure Window Length: 51000ms
 BWC applied: 10.80 dB
 Device Reference Point: 0, 0, -6.3 mm

Category	Telephone parameters WD signal quality [(signal+noise)-to-noise ratio in decibels]
Category T1	0 dB to 10 dB
Category T2	10 dB to 20 dB
Category T3	20 dB to 30 dB
Category T4	> 30 dB

Cursor:

Diff = 2.00 dB
 BWC Factor = 10.80 dB
 Location: 10.4, 7.9, 3.7 mm



OTT HSUPA

Communication System: UID 0, UMTS-FDD (WCDMA) (0); Frequency: 836.6 MHz; Duty Cycle: 1:1

Phantom section: TCoil Section

DASY5 Configuration:

- Probe: AM1DV3 - 3140; ; Calibrated: 2019-09-16
- Sensor-Surface: 0mm (Fix Surface)
- Electronics: DAE4 Sn1447; Calibrated: 2020-03-20
- Phantom: HAC Test Arch with AMCC; Type: SD HAC P01 BB
- Measurement SW: DASY52, Version 52.10 (4);SEMCAD X Version 14.6.14 (7483)

T-Coil scan (scan for ANSI C63.19 2011 compliance)/WCDMA Band V_HSUPA Subtest 1 ch.4183/z (axial) 4.2mm 50 x 50/ABM Interpolated Signal(x,y,z) (121x121x1): Interpolated grid:

dx=1.000 mm, dy=1.000 mm

Signal Type: Audio File (.wav) 48k_voice_1kHz_1s.wav

Output Gain: 20

Measure Window Start: 300ms

Measure Window Length: 3000ms

BWC applied: 0.16 dB

Device Reference Point: 0, 0, -6.3 mm

Cursor:


ABM1/ABM2 = 52.00 dB

ABM1 = 2.64 dBA/m

ABM2 = -49.36 dBA/m

BWC Factor = 0.16 dB

Location: 10.4, 7.9, 3.7 mm



0 dB = 1.000 A/m = 0.00 dBA/m

OTT HSUPA

Communication System: UID 0, UMTS-FDD (WCDMA) (0); Frequency: 836.6 MHz; Duty Cycle: 1:1

Phantom section: TCoil Section

DASY5 Configuration:

- Probe: AM1DV3 - 3140; ; Calibrated: 2019-09-16
- Sensor-Surface: 0mm (Fix Surface)
- Electronics: DAE4 Sn1447; Calibrated: 2020-03-20
- Phantom: HAC Test Arch with AMCC; Type: SD HAC P01 BB
- Measurement SW: DASY52, Version 52.10 (4);SEMCAD X Version 14.6.14 (7483)

T-Coil scan (scan for ANSI C63.19 2011 compliance)/WCDMA Band V_HSUPA Subtest 1 ch.4183/y (transversal) 4.2mm 50 x 50/ABM Interpolated Signal(x,y,z) (121x121x1):

Interpolated grid: dx=1.000 mm, dy=1.000 mm

Signal Type: Audio File (.wav) 48k_voice_1kHz_1s.wav

Output Gain: 20

Measure Window Start: 300ms

Measure Window Length: 3000ms

BWC applied: 0.16 dB

Device Reference Point: 0, 0, -6.3 mm

Cursor:


ABM1/ABM2 = 43.39 dB

ABM1 = -4.83 dBA/m

ABM2 = -48.22 dBA/m

BWC Factor = 0.16 dB

Location: 9.2, 0, 3.7 mm



0 dB = 1.000 A/m = 0.00 dBA/m

OTT LTE

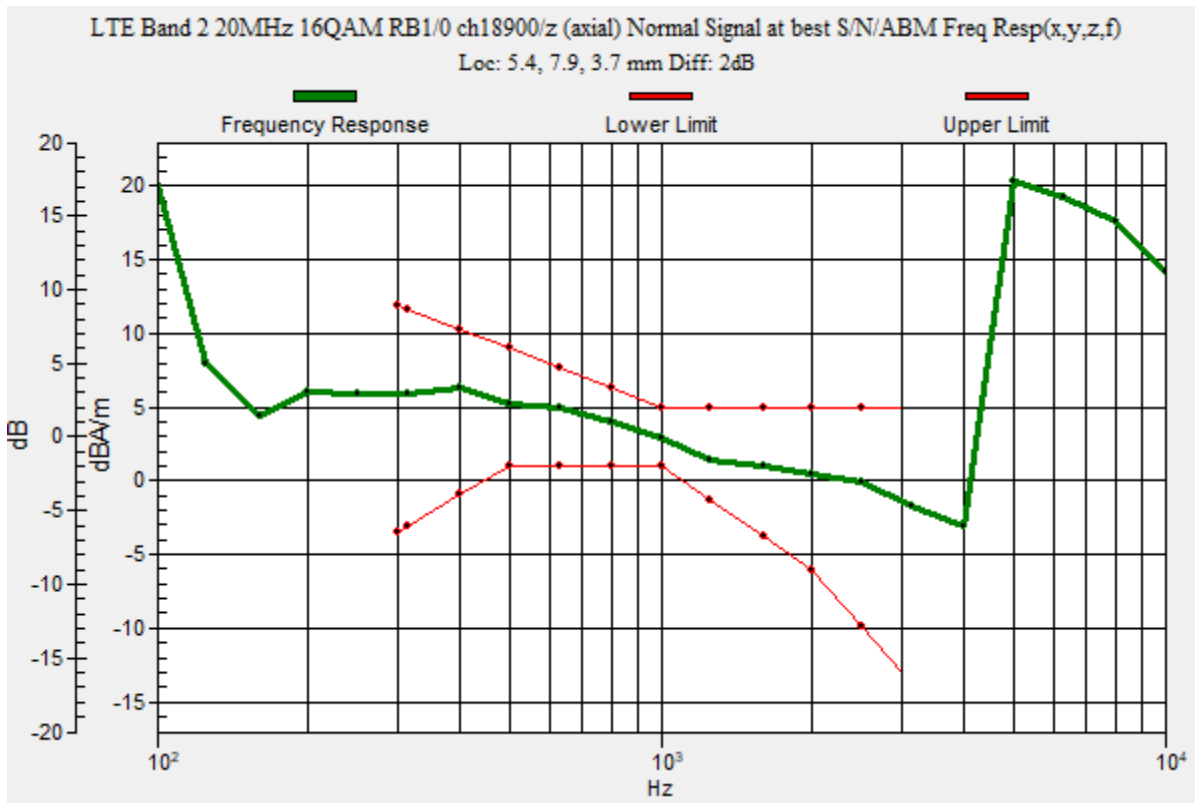
Communication System: UID 0, LTE (FDD) (0); Frequency: 1880 MHz;Duty Cycle: 1:1

T-Coil scan (scan for ANSI C63.19 2011 compliance)/LTE Band 2 20MHz 16QAM RB1/0 ch18900/z (axial) Normal Signal at best S/N/ABM Freq Resp(x,y,z,f) (1x1x1): Measurement

grid: dx=10mm, dy=10mm
 Signal Type: Audio File (.wav) 48k_Normal_51s.wav
 Output Gain: 60.88
 Measure Window Start: 2000ms
 Measure Window Length: 51000ms
 BWC applied: 10.80 dB
 Device Reference Point: 0, 0, -6.3 mm

Category	Telephone parameters WD signal quality [(signal+noise)-to-noise ratio in decibels]
Category T1	0 dB to 10 dB
Category T2	10 dB to 20 dB
Category T3	20 dB to 30 dB
Category T4	> 30 dB

Cursor:
 Diff = 2.00 dB
 BWC Factor = 10.80 dB
 Location: 5.4, 7.9, 3.7 mm



OTT LTE

Communication System: UID 0, LTE (FDD) (0); Frequency: 1880 MHz; Duty Cycle: 1:1

Phantom section: TCoil Section

DASY5 Configuration:

- Probe: AM1DV3 - 3140; ; Calibrated: 2019-09-16
- Sensor-Surface: 0mm (Fix Surface)
- Electronics: DAE4 Sn1447; Calibrated: 2020-03-20
- Phantom: HAC Test Arch with AMCC; Type: SD HAC P01 BB
- Measurement SW: DASY52, Version 52.10 (4);SEMCAD X Version 14.6.14 (7483)

T-Coil scan (scan for ANSI C63.19 2011 compliance)/LTE Band 2 20MHz 16QAM RB1/0 ch18900/z (axial) 4.2mm 50 x 50/ABM Interpolated Signal(x,y,z) (121x121x1): Interpolated grid:

dx=1.000 mm, dy=1.000 mm

Signal Type: Audio File (.wav) 48k_voice_1kHz_1s.wav

Output Gain: 20

Measure Window Start: 300ms

Measure Window Length: 1000ms

BWC applied: 0.16 dB

Device Reference Point: 0, 0, -6.3 mm

Cursor:


ABM1/ABM2 = 43.64 dB

ABM1 = 3.27 dBA/m

ABM2 = -40.37 dBA/m

BWC Factor = 0.16 dB

Location: 5.4, 7.9, 3.7 mm



0 dB = 1.000 A/m = 0.00 dBA/m

OTT LTE

Communication System: UID 0, LTE (FDD) (0); Frequency: 1880 MHz; Duty Cycle: 1:1

Phantom section: TCoil Section

DASY5 Configuration:

- Probe: AM1DV3 - 3140; ; Calibrated: 2019-09-16
- Sensor-Surface: 0mm (Fix Surface)
- Electronics: DAE4 Sn1447; Calibrated: 2020-03-20
- Phantom: HAC Test Arch with AMCC; Type: SD HAC P01 BB
- Measurement SW: DASY52, Version 52.10 (4);SEMCAD X Version 14.6.14 (7483)

T-Coil scan (scan for ANSI C63.19 2011 compliance)/LTE Band 2 20MHz 16QAM RB1/0 ch18900/y (transversal) 4.2mm 50 x 50/ABM Interpolated Signal(x,y,z) (121x121x1):

Interpolated grid: dx=1.000 mm, dy=1.000 mm

Signal Type: Audio File (.wav) 48k_voice_1kHz_1s.wav

Output Gain: 20

Measure Window Start: 300ms

Measure Window Length: 1000ms

BWC applied: 0.16 dB

Device Reference Point: 0, 0, -6.3 mm

Cursor:


ABM1/ABM2 = 39.12 dB

ABM1 = -5.09 dBA/m

ABM2 = -44.21 dBA/m

BWC Factor = 0.16 dB

Location: 7.9, 2.5, 3.7 mm



0 dB = 1.000 A/m = 0.00 dBA/m

OTT LTE

Communication System: UID 0, LTE (FDD) (0); Frequency: 836.5 MHz;Duty Cycle: 1:1

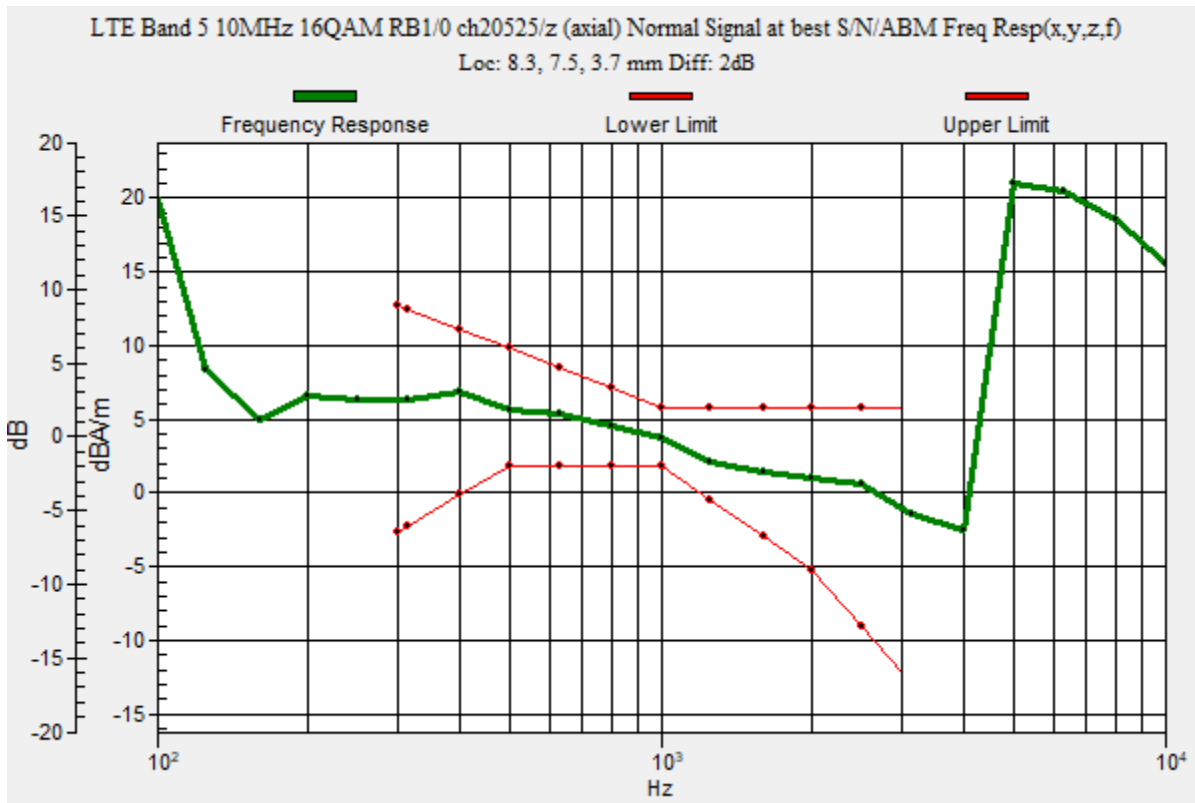
T-Coil scan (scan for ANSI C63.19 2011 compliance)/LTE Band 5 10MHz 16QAM RB1/0 ch20525/z (axial) Normal Signal at best S/N/ABM Freq Resp(x,y,z,f) (1x1x1): Measurement

grid: dx=10mm, dy=10mm
 Signal Type: Audio File (.wav) 48k_Normal_51s.wav
 Output Gain: 60.88
 Measure Window Start: 2000ms
 Measure Window Length: 51000ms
 BWC applied: 10.80 dB
 Device Reference Point: 0, 0, -6.3 mm

Category	Telephone parameters WD signal quality [(signal+noise)-to-noise ratio in decibels]
Category T1	0 dB to 10 dB
Category T2	10 dB to 20 dB
Category T3	20 dB to 30 dB
Category T4	> 30 dB

Cursor:

Diff = 2.00 dB
 BWC Factor = 10.80 dB
 Location: 8.3, 7.5, 3.7 mm



OTT LTE

Communication System: UID 0, LTE (FDD) (0); Frequency: 836.5 MHz; Duty Cycle: 1:1

Phantom section: TCoil Section

DASY5 Configuration:

- Probe: AM1DV3 - 3140; ; Calibrated: 2019-09-16
- Sensor-Surface: 0mm (Fix Surface)
- Electronics: DAE4 Sn1447; Calibrated: 2020-03-20
- Phantom: HAC Test Arch with AMCC; Type: SD HAC P01 BB
- Measurement SW: DASY52, Version 52.10 (4);SEMCAD X Version 14.6.14 (7483)

T-Coil scan (scan for ANSI C63.19 2011 compliance)/LTE Band 5 10MHz 16QAM RB1/0 ch20525/z (axial) 4.2mm 50 x 50/ABM Interpolated Signal(x,y,z) (121x121x1): Interpolated grid:

dx=1.000 mm, dy=1.000 mm

Signal Type: Audio File (.wav) 48k_voice_1kHz_1s.wav

Output Gain: 20

Measure Window Start: 300ms

Measure Window Length: 1000ms

BWC applied: 0.16 dB

Device Reference Point: 0, 0, -6.3 mm

Cursor:


ABM1/ABM2 = 42.98 dB

ABM1 = 5.26 dBA/m

ABM2 = -37.72 dBA/m

BWC Factor = 0.16 dB

Location: 8.3, 7.5, 3.7 mm



0 dB = 1.000 A/m = 0.00 dBA/m

OTT LTE

Communication System: UID 0, LTE (FDD) (0); Frequency: 836.5 MHz; Duty Cycle: 1:1

Phantom section: TCoil Section

DASY5 Configuration:

- Probe: AM1DV3 - 3140; ; Calibrated: 2019-09-16
- Sensor-Surface: 0mm (Fix Surface)
- Electronics: DAE4 Sn1447; Calibrated: 2020-03-20
- Phantom: HAC Test Arch with AMCC; Type: SD HAC P01 BB
- Measurement SW: DASY52, Version 52.10 (4);SEMCAD X Version 14.6.14 (7483)

T-Coil scan (scan for ANSI C63.19 2011 compliance)/LTE Band 5 10MHz 16QAM RB1/0 ch20525/y (transversal) 4.2mm 50 x 50/ABM Interpolated Signal(x,y,z) (121x121x1):

Interpolated grid: dx=1.000 mm, dy=1.000 mm

Signal Type: Audio File (.wav) 48k_voice_1kHz_1s.wav

Output Gain: 20

Measure Window Start: 300ms

Measure Window Length: 1000ms

BWC applied: 0.16 dB

Device Reference Point: 0, 0, -6.3 mm

Cursor:


ABM1/ABM2 = 42.01 dB

ABM1 = -4.22 dBA/m

ABM2 = -46.23 dBA/m

BWC Factor = 0.16 dB

Location: 4.6, 0, 3.7 mm



0 dB = 1.000 A/m = 0.00 dBA/m

OTT LTE

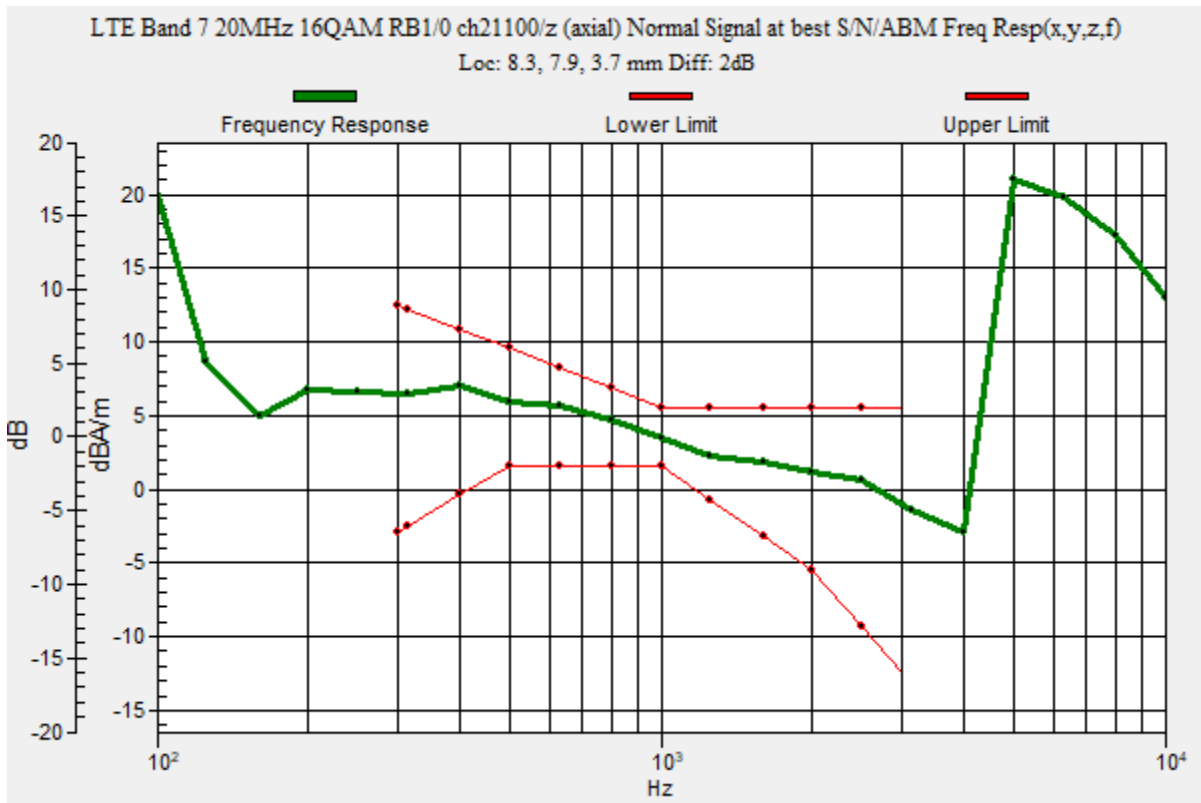
Communication System: UID 0, LTE (FDD) (0); Frequency: 2535 MHz;Duty Cycle: 1:1

T-Coil scan (scan for ANSI C63.19 2011 compliance)/LTE Band 7 20MHz 16QAM RB1/0 ch21100/z (axial) Normal Signal at best S/N/ABM Freq Resp(x,y,z,f) (1x1x1): Measurement

grid: dx=10mm, dy=10mm
 Signal Type: Audio File (.wav) 48k_Normal_51s.wav
 Output Gain: 60.88
 Measure Window Start: 2000ms
 Measure Window Length: 51000ms
 BWC applied: 10.80 dB
 Device Reference Point: 0, 0, -6.3 mm

Category	Telephone parameters WD signal quality [(signal+noise)-to-noise ratio in decibels]
Category T1	0 dB to 10 dB
Category T2	10 dB to 20 dB
Category T3	20 dB to 30 dB
Category T4	> 30 dB

Cursor:
 Diff = 2.00 dB
 BWC Factor = 10.80 dB
 Location: 8.3, 7.9, 3.7 mm



OTT LTE

Communication System: UID 0, LTE (FDD) (0); Frequency: 2535 MHz; Duty Cycle: 1:1

Phantom section: TCoil Section

DASY5 Configuration:

- Probe: AM1DV3 - 3140; ; Calibrated: 2019-09-16
- Sensor-Surface: 0mm (Fix Surface)
- Electronics: DAE4 Sn1447; Calibrated: 2020-03-20
- Phantom: HAC Test Arch with AMCC; Type: SD HAC P01 BB
- Measurement SW: DASY52, Version 52.10 (4);SEMCAD X Version 14.6.14 (7483)

T-Coil scan (scan for ANSI C63.19 2011 compliance)/LTE Band 7 20MHz 16QAM RB1/0 ch21100/z (axial) 4.2mm 50 x 50/ABM Interpolated Signal(x,y,z) (121x121x1): Interpolated grid:

dx=1.000 mm, dy=1.000 mm

Signal Type: Audio File (.wav) 48k_voice_1kHz_1s.wav

Output Gain: 20

Measure Window Start: 300ms

Measure Window Length: 1000ms

BWC applied: 0.16 dB

Device Reference Point: 0, 0, -6.3 mm

Cursor:


ABM1/ABM2 = 47.12 dB

ABM1 = 5.70 dBA/m

ABM2 = -41.42 dBA/m

BWC Factor = 0.16 dB

Location: 8.3, 7.9, 3.7 mm



0 dB = 1.000 A/m = 0.00 dBA/m

OTT LTE

Communication System: UID 0, LTE (FDD) (0); Frequency: 2535 MHz; Duty Cycle: 1:1

Phantom section: TCoil Section

DASY5 Configuration:

- Probe: AM1DV3 - 3140; ; Calibrated: 2019-09-16
- Sensor-Surface: 0mm (Fix Surface)
- Electronics: DAE4 Sn1447; Calibrated: 2020-03-20
- Phantom: HAC Test Arch with AMCC; Type: SD HAC P01 BB
- Measurement SW: DASY52, Version 52.10 (4);SEMCAD X Version 14.6.14 (7483)

T-Coil scan (scan for ANSI C63.19 2011 compliance)/LTE Band 7 20MHz 16QAM RB1/0 ch21100/y (transversal) 4.2mm 50 x 50/ABM Interpolated Signal(x,y,z) (121x121x1):

Interpolated grid: dx=1.000 mm, dy=1.000 mm

Signal Type: Audio File (.wav) 48k_voice_1kHz_1s.wav

Output Gain: 20

Measure Window Start: 300ms

Measure Window Length: 1000ms

BWC applied: 0.16 dB

Device Reference Point: 0, 0, -6.3 mm

Cursor:


ABM1/ABM2 = 39.83 dB

ABM1 = -5.86 dBA/m

ABM2 = -45.69 dBA/m

BWC Factor = 0.16 dB

Location: 6.3, 2.1, 3.7 mm



0 dB = 1.000 A/m = 0.00 dBA/m

OTT LTE

Communication System: UID 0, LTE (FDD) (0); Frequency: 707.5 MHz;Duty Cycle: 1:1

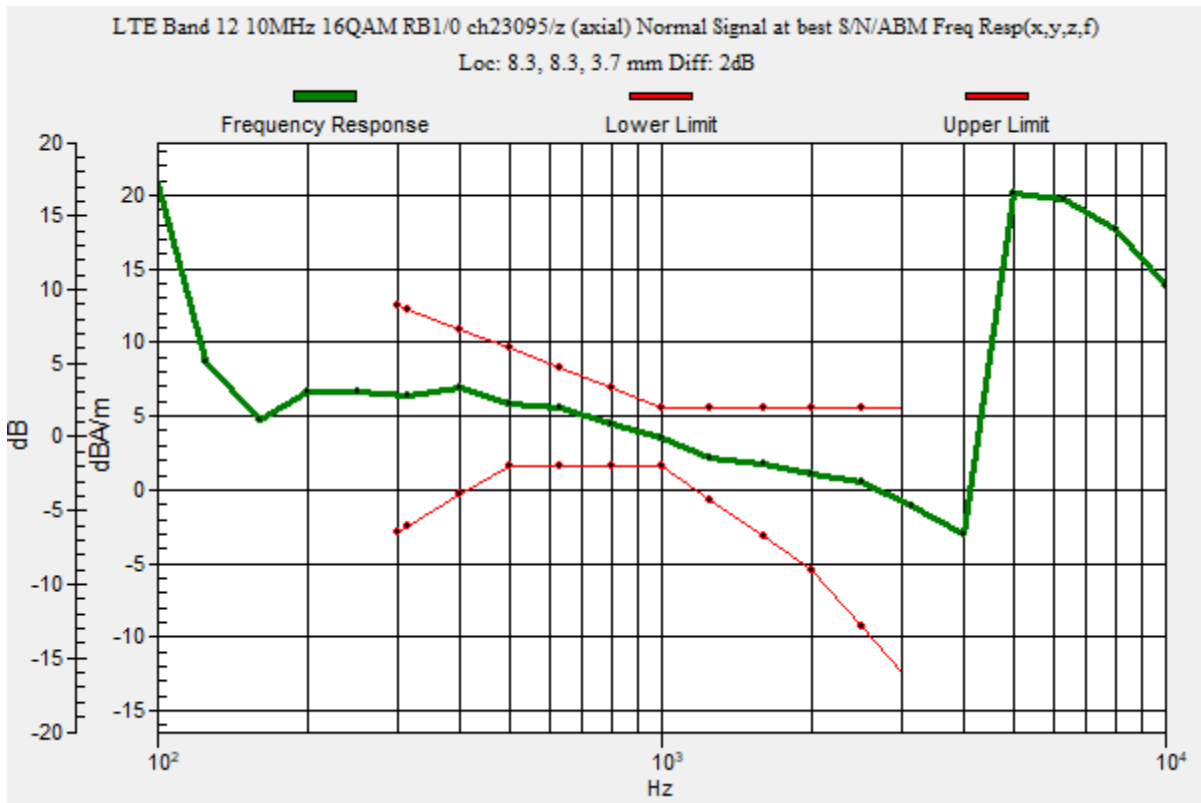
T-Coil scan (scan for ANSI C63.19 2011 compliance)/LTE Band 12 10MHz 16QAM RB1/0 ch23095/z (axial) Normal Signal at best S/N/ABM Freq Resp(x,y,z,f) (1x1x1): Measurement

grid: dx=10mm, dy=10mm
 Signal Type: Audio File (.wav) 48k_Normal_51s.wav
 Output Gain: 60.88
 Measure Window Start: 2000ms
 Measure Window Length: 51000ms
 BWC applied: 10.80 dB
 Device Reference Point: 0, 0, -6.3 mm

Category	Telephone parameters WD signal quality [(signal+noise)-to-noise ratio in decibels]
Category T1	0 dB to 10 dB
Category T2	10 dB to 20 dB
Category T3	20 dB to 30 dB
Category T4	> 30 dB

Cursor:

Diff = 2.00 dB
 BWC Factor = 10.80 dB
 Location: 8.3, 8.3, 3.7 mm



OTT LTE

Communication System: UID 0, LTE (FDD) (0); Frequency: 707.5 MHz; Duty Cycle: 1:1

Phantom section: TCoil Section

DASY5 Configuration:

- Probe: AM1DV3 - 3140; ; Calibrated: 2019-09-16
- Sensor-Surface: 0mm (Fix Surface)
- Electronics: DAE4 Sn1447; Calibrated: 2020-03-20
- Phantom: HAC Test Arch with AMCC; Type: SD HAC P01 BB
- Measurement SW: DASY52, Version 52.10 (4);SEMCAD X Version 14.6.14 (7483)

T-Coil scan (scan for ANSI C63.19 2011 compliance)/LTE Band 12 10MHz 16QAM RB1/0 ch23095/z (axial) 4.2mm 50 x 50/ABM Interpolated Signal(x,y,z) (121x121x1): Interpolated grid:

dx=1.000 mm, dy=1.000 mm

Signal Type: Audio File (.wav) 48k_voice_1kHz_1s.wav

Output Gain: 20

Measure Window Start: 300ms

Measure Window Length: 1000ms

BWC applied: 0.16 dB

Device Reference Point: 0, 0, -6.3 mm

Cursor:


ABM1/ABM2 = 44.05 dB

ABM1 = 4.63 dBA/m

ABM2 = -39.42 dBA/m

BWC Factor = 0.16 dB

Location: 8.3, 8.3, 3.7 mm



0 dB = 1.000 A/m = 0.00 dBA/m

OTT LTE

Communication System: UID 0, LTE (FDD) (0); Frequency: 707.5 MHz; Duty Cycle: 1:1

Phantom section: TCoil Section

DASY5 Configuration:

- Probe: AM1DV3 - 3140; ; Calibrated: 2019-09-16
- Sensor-Surface: 0mm (Fix Surface)
- Electronics: DAE4 Sn1447; Calibrated: 2020-03-20
- Phantom: HAC Test Arch with AMCC; Type: SD HAC P01 BB
- Measurement SW: DASY52, Version 52.10 (4);SEMCAD X Version 14.6.14 (7483)

T-Coil scan (scan for ANSI C63.19 2011 compliance)/LTE Band 12 10MHz 16QAM RB1/0 ch23095/y (transversal) 4.2mm 50 x 50/ABM Interpolated Signal(x,y,z) (121x121x1):

Interpolated grid: dx=1.000 mm, dy=1.000 mm

Signal Type: Audio File (.wav) 48k_voice_1kHz_1s.wav

Output Gain: 20

Measure Window Start: 300ms

Measure Window Length: 1000ms

BWC applied: 0.16 dB

Device Reference Point: 0, 0, -6.3 mm

Cursor:


ABM1/ABM2 = 41.37 dB

ABM1 = -3.27 dBA/m

ABM2 = -44.64 dBA/m

BWC Factor = 0.16 dB

Location: 8.3, 0, 3.7 mm



0 dB = 1.000 A/m = 0.00 dBA/m

OTT LTE

Communication System: UID 0, LTE (FDD) (0); Frequency: 782 MHz;Duty Cycle: 1:1

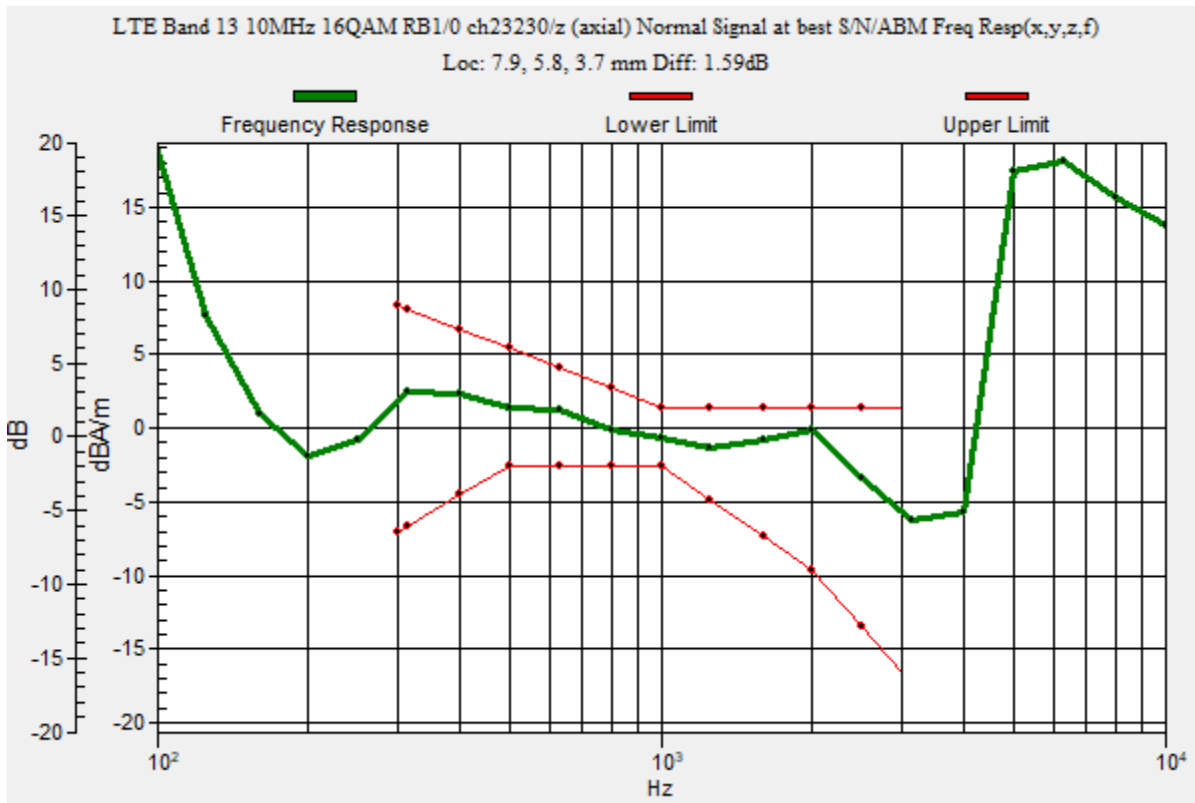
T-Coil scan (scan for ANSI C63.19 2011 compliance)/LTE Band 13 10MHz 16QAM RB1/0 ch23230/z (axial) Normal Signal at best S/N/ABM Freq Resp(x,y,z,f) (1x1x1): Measurement

grid: dx=10mm, dy=10mm
 Signal Type: Audio File (.wav) 48k_Normal_51s.wav
 Output Gain: 60.88
 Measure Window Start: 2000ms
 Measure Window Length: 51000ms
 BWC applied: 10.80 dB
 Device Reference Point: 0, 0, -6.3 mm

Category	Telephone parameters WD signal quality [(signal+noise)-to-noise ratio in decibels]
Category T1	0 dB to 10 dB
Category T2	10 dB to 20 dB
Category T3	20 dB to 30 dB
Category T4	> 30 dB

Cursor:

Diff = 1.59 dB
 BWC Factor = 10.80 dB
 Location: 7.9, 5.8, 3.7 mm



OTT LTE

Communication System: UID 0, LTE (FDD) (0); Frequency: 782 MHz; Duty Cycle: 1:1

Phantom section: TCoil Section

DASY5 Configuration:

- Probe: AM1DV3 - 3140; ; Calibrated: 2019-09-16
- Sensor-Surface: 0mm (Fix Surface)
- Electronics: DAE4 Sn1447; Calibrated: 2020-03-20
- Phantom: HAC Test Arch with AMCC; Type: SD HAC P01 BB
- Measurement SW: DASY52, Version 52.10 (4);SEMCAD X Version 14.6.14 (7483)

T-Coil scan (scan for ANSI C63.19 2011 compliance)/LTE Band 13 10MHz 16QAM RB1/0 ch23230/z (axial) 4.2mm 50 x 50/ABM Interpolated Signal(x,y,z) (121x121x1): Interpolated grid:

dx=1.000 mm, dy=1.000 mm

Signal Type: Audio File (.wav) 48k_voice_1kHz_1s.wav

Output Gain: 20

Measure Window Start: 300ms

Measure Window Length: 1000ms

BWC applied: 0.16 dB

Device Reference Point: 0, 0, -6.3 mm

Cursor:


ABM1/ABM2 = 42.76 dB

ABM1 = 4.38 dBA/m

ABM2 = -38.38 dBA/m

BWC Factor = 0.16 dB

Location: 7.9, 5.8, 3.7 mm



0 dB = 1.000 A/m = 0.00 dBA/m

OTT LTE

Communication System: UID 0, LTE (FDD) (0); Frequency: 782 MHz; Duty Cycle: 1:1

Phantom section: TCoil Section

DASY5 Configuration:

- Probe: AM1DV3 - 3140; ; Calibrated: 2019-09-16
- Sensor-Surface: 0mm (Fix Surface)
- Electronics: DAE4 Sn1447; Calibrated: 2020-03-20
- Phantom: HAC Test Arch with AMCC; Type: SD HAC P01 BB
- Measurement SW: DASY52, Version 52.10 (4);SEMCAD X Version 14.6.14 (7483)

T-Coil scan (scan for ANSI C63.19 2011 compliance)/LTE Band 13 10MHz 16QAM RB1/0 ch23230/y (transversal) 4.2mm 50 x 50/ABM Interpolated Signal(x,y,z) (121x121x1):

Interpolated grid: dx=1.000 mm, dy=1.000 mm

Signal Type: Audio File (.wav) 48k_voice_1kHz_1s.wav

Output Gain: 20

Measure Window Start: 300ms

Measure Window Length: 1000ms

BWC applied: 0.16 dB

Device Reference Point: 0, 0, -6.3 mm

Cursor:


ABM1/ABM2 = 38.21 dB

ABM1 = -4.85 dBA/m

ABM2 = -43.06 dBA/m

BWC Factor = 0.16 dB

Location: 12.1, -0.4, 3.7 mm



0 dB = 1.000 A/m = 0.00 dBA/m

OTT LTE

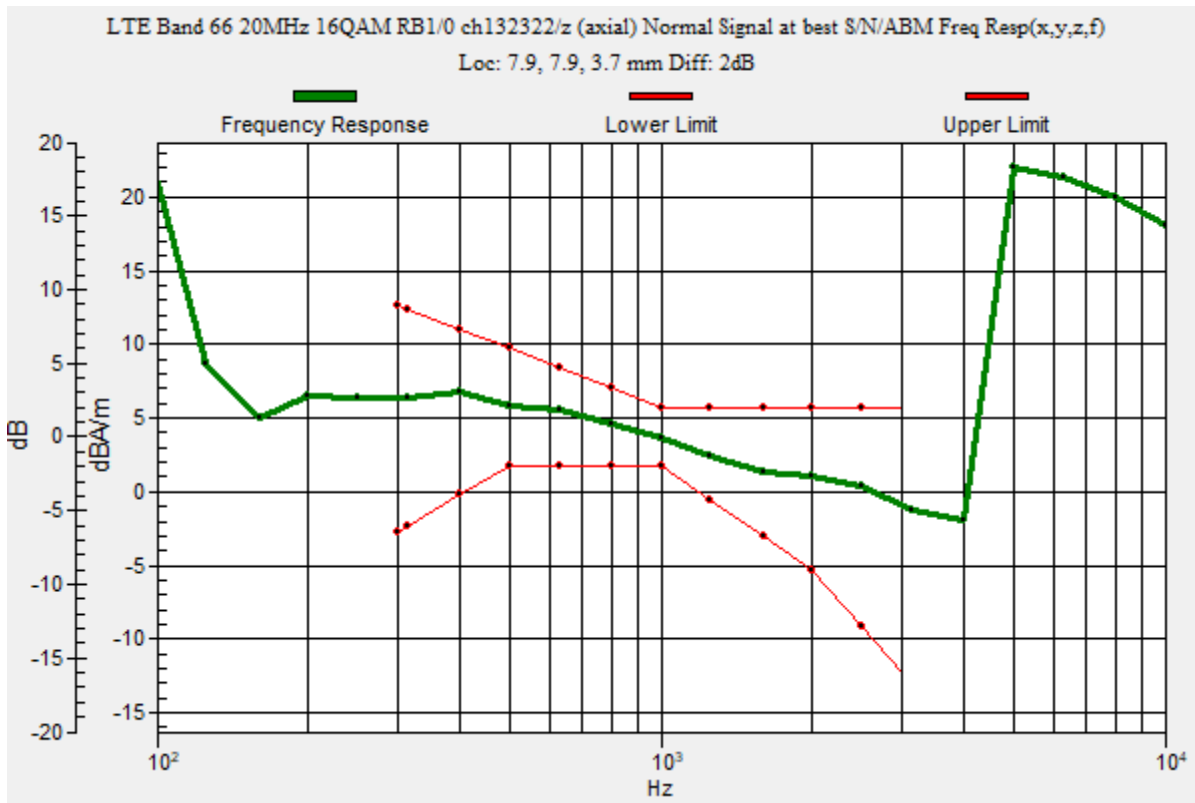
Communication System: UID 0, LTE (FDD) (0); Frequency: 1745 MHz;Duty Cycle: 1:1

T-Coil scan (scan for ANSI C63.19 2011 compliance)/LTE Band 66 20MHz 16QAM RB1/0 ch132322/z (axial) Normal Signal at best S/N/ABM Freq Resp(x,y,z,f) (1x1x1): Measurement

grid: dx=10mm, dy=10mm
 Signal Type: Audio File (.wav) 48k_Normal_51s.wav
 Output Gain: 60.88
 Measure Window Start: 2000ms
 Measure Window Length: 51000ms
 BWC applied: 10.80 dB
 Device Reference Point: 0, 0, -6.3 mm

Category	Telephone parameters WD signal quality [(signal+noise)-to-noise ratio in decibels]
Category T1	0 dB to 10 dB
Category T2	10 dB to 20 dB
Category T3	20 dB to 30 dB
Category T4	> 30 dB

Cursor:
 Diff = 2.00 dB
 BWC Factor = 10.80 dB
 Location: 7.9, 7.9, 3.7 mm



OTT LTE

Communication System: UID 0, LTE (FDD) (0); Frequency: 1745 MHz; Duty Cycle: 1:1

Phantom section: TCoil Section

DASY5 Configuration:

- Probe: AM1DV3 - 3140; ; Calibrated: 2019-09-16
- Sensor-Surface: 0mm (Fix Surface)
- Electronics: DAE4 Sn1447; Calibrated: 2020-03-20
- Phantom: HAC Test Arch with AMCC; Type: SD HAC P01 BB
- Measurement SW: DASY52, Version 52.10 (4);SEMCAD X Version 14.6.14 (7483)

T-Coil scan (scan for ANSI C63.19 2011 compliance)/LTE Band 66 20MHz 16QAM RB1/0 ch132322/z (axial) 4.2mm 50 x 50/ABM Interpolated Signal(x,y,z) (121x121x1): Interpolated

grid: dx=1.000 mm, dy=1.000 mm

Signal Type: Audio File (.wav) 48k_voice_1kHz_1s.wav

Output Gain: 20

Measure Window Start: 300ms

Measure Window Length: 1000ms

BWC applied: 0.16 dB

Device Reference Point: 0, 0, -6.3 mm

Cursor:


ABM1/ABM2 = 41.16 dB

ABM1 = 5.45 dBA/m

ABM2 = -35.71 dBA/m

BWC Factor = 0.16 dB

Location: 7.9, 7.9, 3.7 mm



0 dB = 1.000 A/m = 0.00 dBA/m

OTT LTE

Communication System: UID 0, LTE (FDD) (0); Frequency: 1745 MHz; Duty Cycle: 1:1

Phantom section: TCoil Section

DASY5 Configuration:

- Probe: AM1DV3 - 3140; ; Calibrated: 2019-09-16
- Sensor-Surface: 0mm (Fix Surface)
- Electronics: DAE4 Sn1447; Calibrated: 2020-03-20
- Phantom: HAC Test Arch with AMCC; Type: SD HAC P01 BB
- Measurement SW: DASY52, Version 52.10 (4);SEMCAD X Version 14.6.14 (7483)

T-Coil scan (scan for ANSI C63.19 2011 compliance)/LTE Band 66 20MHz 16QAM RB1/0 ch132322/y (transversal) 4.2mm 50 x 50/ABM Interpolated Signal(x,y,z) (121x121x1):

Interpolated grid: dx=1.000 mm, dy=1.000 mm

Signal Type: Audio File (.wav) 48k_voice_1kHz_1s.wav

Output Gain: 20

Measure Window Start: 300ms

Measure Window Length: 1000ms

BWC applied: 0.16 dB

Device Reference Point: 0, 0, -6.3 mm

Cursor:


ABM1/ABM2 = 35.49 dB

ABM1 = -4.49 dBA/m

ABM2 = -39.98 dBA/m

BWC Factor = 0.16 dB

Location: 12.1, 0, 3.7 mm



0 dB = 1.000 A/m = 0.00 dBA/m

OTT_Wi-Fi

Communication System: UID 0, IEEE 802.11b/g/n 2.4 GHz Band (0); Frequency: 2437 MHz;Duty Cycle: 1:1

T-Coil scan (scan for ANSI C63.19 2011 compliance)/802.11b_Ch6 1Mbps/z (axial)

Normal Signal at best S/N/ABM Freq Resp(x,y,z,f) (1x1x1): Measurement grid: dx=10mm, dy=10mm

Signal Type: Audio File (.wav) 48k_Normal_51s.wav

Output Gain: 60.88

Measure Window Start: 2000ms

Measure Window Length: 51000ms

BWC applied: 10.80 dB

Device Reference Point: 0, 0, -6.3 mm

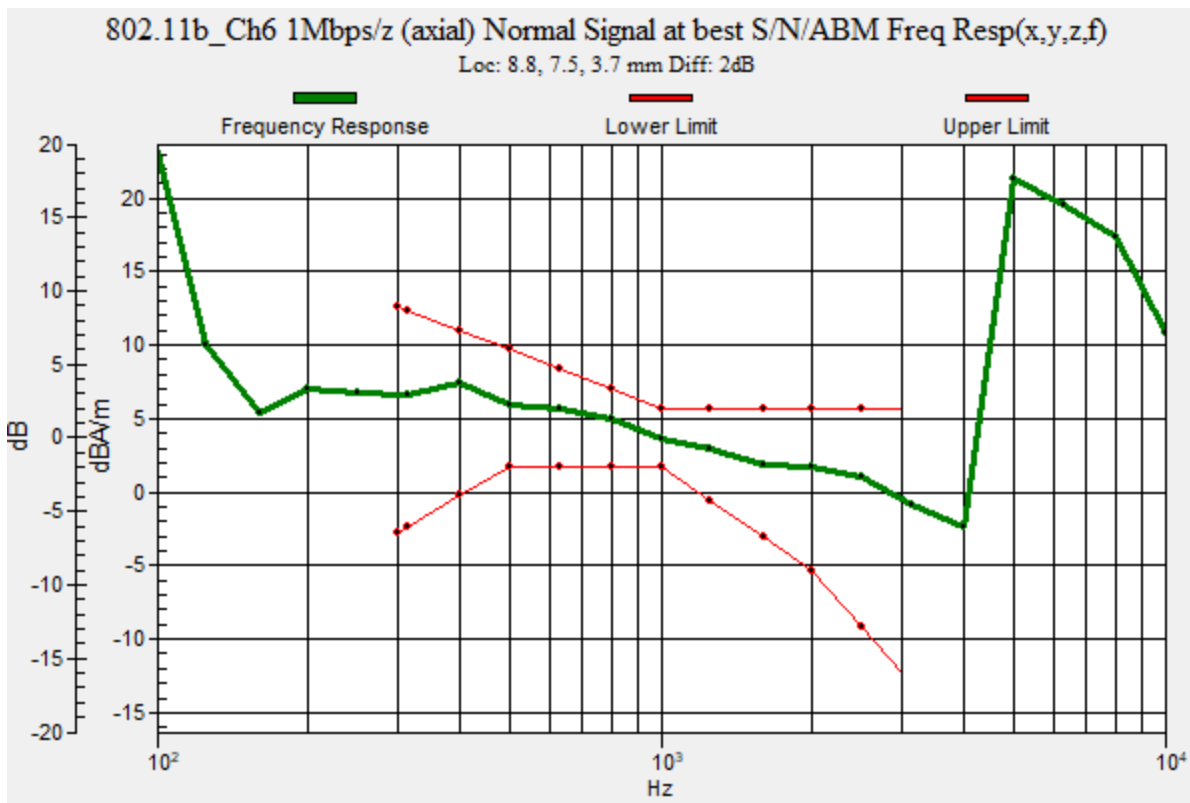
Category	Telephone parameters WD signal quality [(signal+noise)-to-noise ratio in decibels]
Category T1	0 dB to 10 dB
Category T2	10 dB to 20 dB
Category T3	20 dB to 30 dB
Category T4	> 30 dB

Cursor:

Diff = 2.00 dB

BWC Factor = 10.80 dB

Location: 7.5, 7.9, 3.7 mm



OTT_Wi-Fi

Communication System: UID 0, IEEE 802.11b/g/n 2.4 GHz Band (0); Frequency: 2437 MHz; Duty Cycle: 1:1

Phantom section: TCoil Section

DASY5 Configuration:

- Probe: AM1DV3 - 3140; ; Calibrated: 2019-09-16
- Sensor-Surface: 0mm (Fix Surface)
- Electronics: DAE4 Sn1447; Calibrated: 2020-03-20
- Phantom: HAC Test Arch with AMCC; Type: SD HAC P01 BB
- Measurement SW: DASY52, Version 52.10 (4);SEMCAD X Version 14.6.14 (7483)

T-Coil scan (scan for ANSI C63.19 2011 compliance)/802.11b_Ch6 1Mbps/z (axial) 4.2mm 50 x 50/ABM Interpolated Signal(x,y,z) (121x121x1): Interpolated grid: dx=1.000 mm,

dy=1.000 mm

Signal Type: Audio File (.wav) 48k_voice_1kHz_1s.wav

Output Gain: 20

Measure Window Start: 300ms

Measure Window Length: 3000ms

BWC applied: 0.16 dB

Device Reference Point: 0, 0, -6.3 mm

Cursor:


ABM1/ABM2 = 40.42 dB

ABM1 = 3.33 dBA/m

ABM2 = -37.09 dBA/m

BWC Factor = 0.16 dB

Location: 7.5, 7.9, 3.7 mm



0 dB = 1.000 A/m = 0.00 dBA/m

OTT_Wi-Fi

Communication System: UID 0, IEEE 802.11b/g/n 2.4 GHz Band (0); Frequency: 2437 MHz; Duty Cycle: 1:1

Phantom section: TCoil Section

DASY5 Configuration:

- Probe: AM1DV3 - 3140; ; Calibrated: 2019-09-16
- Sensor-Surface: 0mm (Fix Surface)
- Electronics: DAE4 Sn1447; Calibrated: 2020-03-20
- Phantom: HAC Test Arch with AMCC; Type: SD HAC P01 BB
- Measurement SW: DASY52, Version 52.10 (4);SEMCAD X Version 14.6.14 (7483)

T-Coil scan (scan for ANSI C63.19 2011 compliance)/802.11b_Ch6 1Mbps/y (transversal)

4.2mm 50 x 50/ABM Interpolated Signal(x,y,z) (121x121x1): Interpolated grid: dx=1.000 mm,

dy=1.000 mm

Signal Type: Audio File (.wav) 48k_voice_1kHz_1s.wav

Output Gain: 20

Measure Window Start: 300ms

Measure Window Length: 3000ms

BWC applied: 0.16 dB

Device Reference Point: 0, 0, -6.3 mm

Cursor:


ABM1/ABM2 = 33.22 dB

ABM1 = -5.92 dBA/m

ABM2 = -39.14 dBA/m

BWC Factor = 0.16 dB

Location: 10.8, 14.2, 3.7 mm



0 dB = 1.000 A/m = 0.00 dBA/m

OTT_Wi-Fi

Communication System: UID 0, IEEE 802.11a/n/ac 5 GHz Band (0); Frequency: 5200 MHz;Duty Cycle: 1:1

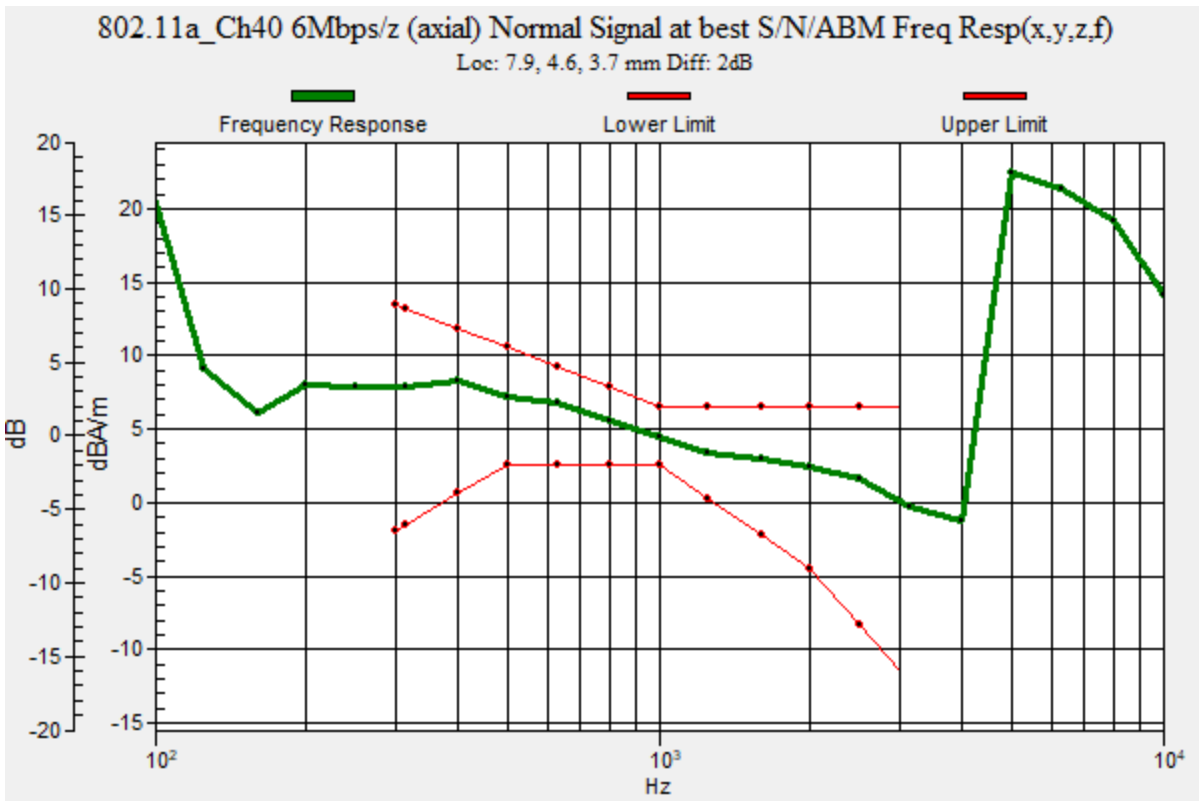
T-Coil scan (scan for ANSI C63.19 2011 compliance)/802.11a_Ch40 6Mbps/z (axial) Normal Signal at best S/N/ABM Freq Resp(x,y,z,f) (1x1x1): Measurement grid: dx=10mm, dy=10mm

Signal Type: Audio File (.wav) 48k_Normal_51s.wav
Output Gain: 60.88
Measure Window Start: 2000ms
Measure Window Length: 51000ms
BWC applied: 10.80 dB
Device Reference Point: 0, 0, -6.3 mm

Category	Telephone parameters WD signal quality [(signal+noise)-to-noise ratio in decibels]
Category T1	0 dB to 10 dB
Category T2	10 dB to 20 dB
Category T3	20 dB to 30 dB
Category T4	> 30 dB

Cursor:

Diff = 2.00 dB
BWC Factor = 10.80 dB
Location: 7.9, 4.6, 3.7 mm



OTT_Wi-Fi

Communication System: UID 0, IEEE 802.11a/n/ac 5 GHz Band (0); Frequency: 5200 MHz; Duty Cycle: 1:1

Phantom section: TCoil Section

DASY5 Configuration:

- Probe: AM1DV3 - 3140; ; Calibrated: 2019-09-16
- Sensor-Surface: 0mm (Fix Surface)
- Electronics: DAE4 Sn1447; Calibrated: 2020-03-20
- Phantom: HAC Test Arch with AMCC; Type: SD HAC P01 BB
- Measurement SW: DASY52, Version 52.10 (4);SEMCAD X Version 14.6.14 (7483)

T-Coil scan (scan for ANSI C63.19 2011 compliance)/802.11a_Ch40 6Mbps/z (axial)

4.2mm 50 x 50/ABM Interpolated Signal(x,y,z) (121x121x1): Interpolated grid: dx=1.000 mm, dy=1.000 mm

Signal Type: Audio File (.wav) 48k_voice_1kHz_1s.wav

Output Gain: 20

Measure Window Start: 300ms

Measure Window Length: 1000ms

BWC applied: 0.16 dB

Device Reference Point: 0, 0, -6.3 mm

Cursor:


ABM1/ABM2 = 44.13 dB

ABM1 = 5.66 dBA/m

ABM2 = -38.47 dBA/m

BWC Factor = 0.16 dB

Location: 7.9, 4.6, 3.7 mm



0 dB = 1.000 A/m = 0.00 dBA/m

OTT_Wi-Fi

Communication System: UID 0, IEEE 802.11a/n/ac 5 GHz Band (0); Frequency: 5200 MHz; Duty Cycle: 1:1

Phantom section: TCoil Section

DASY5 Configuration:

- Probe: AM1DV3 - 3140; ; Calibrated: 2019-09-16
- Sensor-Surface: 0mm (Fix Surface)
- Electronics: DAE4 Sn1447; Calibrated: 2020-03-20
- Phantom: HAC Test Arch with AMCC; Type: SD HAC P01 BB
- Measurement SW: DASY52, Version 52.10 (4);SEMCAD X Version 14.6.14 (7483)

T-Coil scan (scan for ANSI C63.19 2011 compliance)/802.11a_Ch40 6Mbps/y (transversal) 4.2mm 50 x 50/ABM Interpolated Signal(x,y,z) (121x121x1): Interpolated grid:

dx=1.000 mm, dy=1.000 mm

Signal Type: Audio File (.wav) 48k_voice_1kHz_1s.wav

Output Gain: 20

Measure Window Start: 300ms

Measure Window Length: 1000ms

BWC applied: 0.16 dB

Device Reference Point: 0, 0, -6.3 mm

Cursor:


ABM1/ABM2 = 41.28 dB

ABM1 = -2.00 dBA/m

ABM2 = -43.28 dBA/m

BWC Factor = 0.16 dB

Location: 10, 16.7, 3.7 mm



0 dB = 1.000 A/m = 0.00 dBA/m

OTT_Wi-Fi

Communication System: UID 0, IEEE 802.11a/n/ac 5 GHz Band (0); Frequency: 5280 MHz;Duty Cycle: 1:1

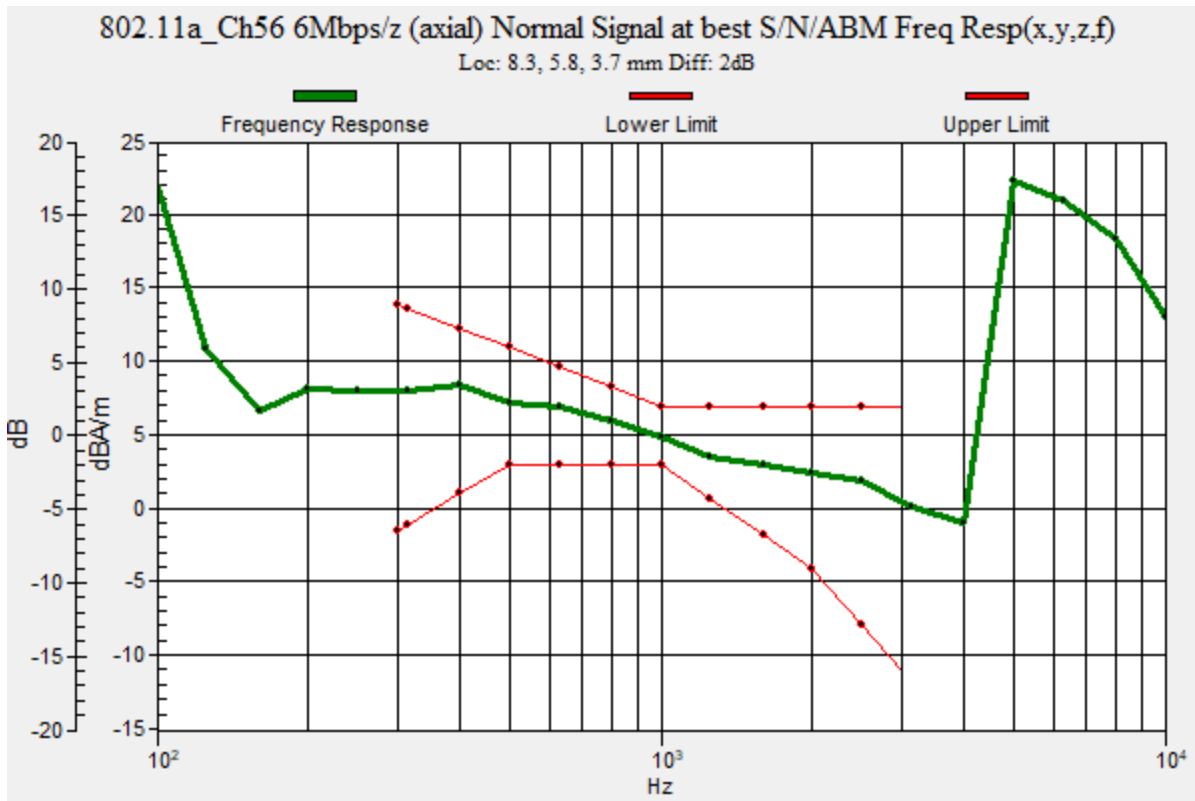
T-Coil scan (scan for ANSI C63.19 2011 compliance)/802.11a_Ch56 6Mbps/z (axial) Normal Signal at best S/N/ABM Freq Resp(x,y,z,f) (1x1x1): Measurement grid: dx=10mm, dy=10mm

Signal Type: Audio File (.wav) 48k_Normal_51s.wav
Output Gain: 60.88
Measure Window Start: 2000ms
Measure Window Length: 51000ms
BWC applied: 10.80 dB
Device Reference Point: 0, 0, -6.3 mm

Category	Telephone parameters WD signal quality [(signal+noise)-to-noise ratio in decibels]
Category T1	0 dB to 10 dB
Category T2	10 dB to 20 dB
Category T3	20 dB to 30 dB
Category T4	> 30 dB

Cursor:

Diff = 2.00 dB
BWC Factor = 10.80 dB
Location: 8.3, 5.8, 3.7 mm



OTT_Wi-Fi

Communication System: UID 0, IEEE 802.11a/n/ac 5 GHz Band (0); Frequency: 5280 MHz; Duty Cycle: 1:1

Phantom section: TCoil Section

DASY5 Configuration:

- Probe: AM1DV3 - 3140; ; Calibrated: 2019-09-16
- Sensor-Surface: 0mm (Fix Surface)
- Electronics: DAE4 Sn1447; Calibrated: 2020-03-20
- Phantom: HAC Test Arch with AMCC; Type: SD HAC P01 BB
- Measurement SW: DASY52, Version 52.10 (4);SEMCAD X Version 14.6.14 (7483)

T-Coil scan (scan for ANSI C63.19 2011 compliance)/802.11a_Ch56 6Mbps/z (axial)

4.2mm 50 x 50/ABM Interpolated Signal(x,y,z) (121x121x1): Interpolated grid: dx=1.000 mm, dy=1.000 mm

Signal Type: Audio File (.wav) 48k_voice_1kHz_1s.wav

Output Gain: 20

Measure Window Start: 300ms

Measure Window Length: 1000ms

BWC applied: 0.16 dB

Device Reference Point: 0, 0, -6.3 mm

Cursor:


ABM1/ABM2 = 49.91 dB

ABM1 = 6.85 dBA/m

ABM2 = -43.06 dBA/m

BWC Factor = 0.16 dB

Location: 8.3, 5.8, 3.7 mm



0 dB = 1.000 A/m = 0.00 dBA/m

OTT_Wi-Fi

Communication System: UID 0, IEEE 802.11a/n/ac 5 GHz Band (0); Frequency: 5280 MHz; Duty Cycle: 1:1

Phantom section: TCoil Section

DASY5 Configuration:

- Probe: AM1DV3 - 3140; ; Calibrated: 2019-09-16
- Sensor-Surface: 0mm (Fix Surface)
- Electronics: DAE4 Sn1447; Calibrated: 2020-03-20
- Phantom: HAC Test Arch with AMCC; Type: SD HAC P01 BB
- Measurement SW: DASY52, Version 52.10 (4);SEMCAD X Version 14.6.14 (7483)

T-Coil scan (scan for ANSI C63.19 2011 compliance)/802.11a_Ch56 6Mbps/y (transversal) 4.2mm 50 x 50/ABM Interpolated Signal(x,y,z) (121x121x1): Interpolated grid:

dx=1.000 mm, dy=1.000 mm

Signal Type: Audio File (.wav) 48k_voice_1kHz_1s.wav

Output Gain: 20

Measure Window Start: 300ms

Measure Window Length: 1000ms

BWC applied: 0.16 dB

Device Reference Point: 0, 0, -6.3 mm

Cursor:


ABM1/ABM2 = 43.97 dB

ABM1 = -3.46 dBA/m

ABM2 = -47.43 dBA/m

BWC Factor = 0.16 dB

Location: 8.3, 17.1, 3.7 mm



0 dB = 1.000 A/m = 0.00 dBA/m

OTT_Wi-Fi

Communication System: UID 0, IEEE 802.11a/n/ac 5 GHz Band (0); Frequency: 5600 MHz;Duty Cycle: 1:1

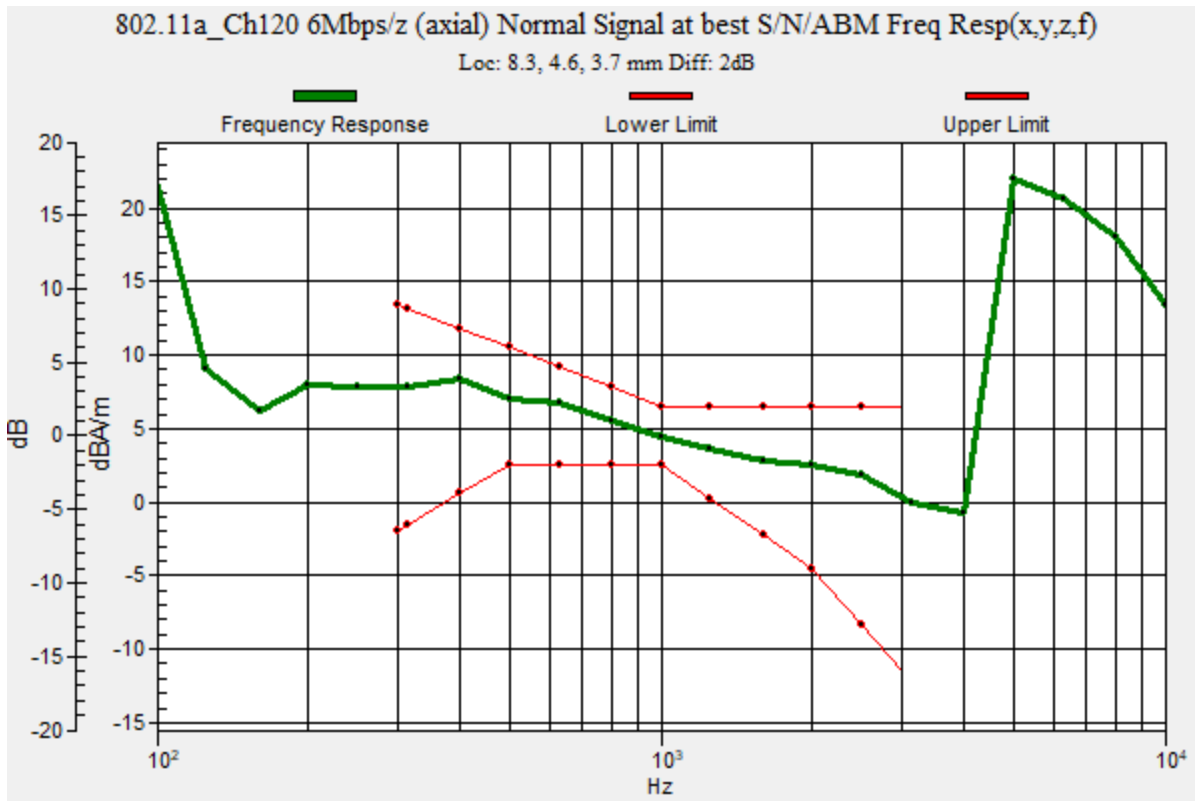
T-Coil scan (scan for ANSI C63.19 2011 compliance)/802.11a_Ch120 6Mbps/z (axial) Normal Signal at best S/N/ABM Freq Resp(x,y,z,f): Measurement grid: dx=10mm, dy=10mm

Signal Type: Audio File (.wav) 48k_Normal_51s.wav
Output Gain: 60.88
Measure Window Start: 2000ms
Measure Window Length: 51000ms
BWC applied: 10.80 dB
Device Reference Point: 0, 0, -6.3 mm

Category	Telephone parameters WD signal quality [(signal+noise)-to-noise ratio in decibels]
Category T1	0 dB to 10 dB
Category T2	10 dB to 20 dB
Category T3	20 dB to 30 dB
Category T4	> 30 dB

Cursor:

Diff = 2.00 dB
BWC Factor = 10.80 dB
Location: 8.3, 4.6, 3.7 mm



OTT_Wi-Fi

Communication System: UID 0, IEEE 802.11a/n/ac 5 GHz Band (0); Frequency: 5600 MHz; Duty Cycle: 1:1

Phantom section: TCoil Section

DASY5 Configuration:

- Probe: AM1DV3 - 3140; ; Calibrated: 2019-09-16
- Sensor-Surface: 0mm (Fix Surface)
- Electronics: DAE4 Sn1447; Calibrated: 2020-03-20
- Phantom: HAC Test Arch with AMCC; Type: SD HAC P01 BB
- Measurement SW: DASY52, Version 52.10 (4);SEMCAD X Version 14.6.14 (7483)

T-Coil scan (scan for ANSI C63.19 2011 compliance)/802.11a_Ch120 6Mbps/z (axial)

4.2mm 50 x 50/ABM Interpolated Signal(x,y,z) (121x121x1): Interpolated grid: dx=1.000 mm, dy=1.000 mm

Signal Type: Audio File (.wav) 48k_voice_1kHz_1s.wav

Output Gain: 20

Measure Window Start: 300ms

Measure Window Length: 1000ms

BWC applied: 0.16 dB

Device Reference Point: 0, 0, -6.3 mm

Cursor:


ABM1/ABM2 = 44.03 dB

ABM1 = 4.69 dBA/m

ABM2 = -39.34 dBA/m

BWC Factor = 0.16 dB

Location: 8.3, 4.6, 3.7 mm



0 dB = 1.000 A/m = 0.00 dBA/m

OTT_Wi-Fi

Communication System: UID 0, IEEE 802.11a/n/ac 5 GHz Band (0); Frequency: 5600 MHz; Duty Cycle: 1:1

Phantom section: TCoil Section

DASY5 Configuration:

- Probe: AM1DV3 - 3140; ; Calibrated: 2019-09-16
- Sensor-Surface: 0mm (Fix Surface)
- Electronics: DAE4 Sn1447; Calibrated: 2020-03-20
- Phantom: HAC Test Arch with AMCC; Type: SD HAC P01 BB
- Measurement SW: DASY52, Version 52.10 (4);SEMCAD X Version 14.6.14 (7483)

T-Coil scan (scan for ANSI C63.19 2011 compliance)/802.11a_Ch120 6Mbps/y (transversal) 4.2mm 50 x 50/ABM Interpolated Signal(x,y,z) (121x121x1): Interpolated grid:

dx=1.000 mm, dy=1.000 mm

Signal Type: Audio File (.wav) 48k_voice_1kHz_1s.wav

Output Gain: 20

Measure Window Start: 300ms

Measure Window Length: 1000ms

BWC applied: 0.16 dB

Device Reference Point: 0, 0, -6.3 mm

Cursor:


ABM1/ABM2 = 41.60 dB

ABM1 = -2.58 dBA/m

ABM2 = -44.18 dBA/m

BWC Factor = 0.16 dB

Location: 11.7, 16.7, 3.7 mm



0 dB = 1.000 A/m = 0.00 dBA/m

OTT_Wi-Fi

Communication System: UID 0, IEEE 802.11a/n/ac 5 GHz Band (0); Frequency: 5785 MHz;Duty Cycle: 1:1

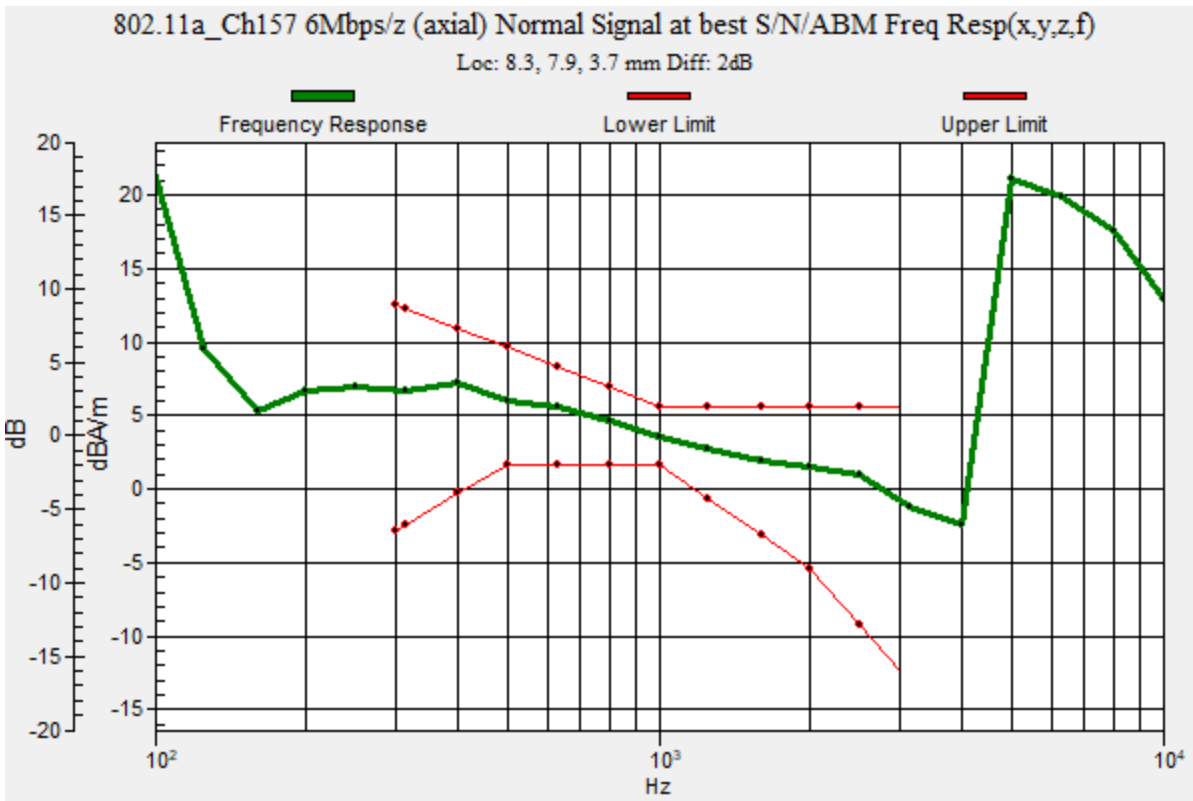
T-Coil scan (scan for ANSI C63.19 2011 compliance)/802.11a_Ch157 6Mbps/z (axial) Normal Signal at best S/N/ABM Freq Resp(x,y,z,f) (1x1x1): Measurement grid: dx=10mm, dy=10mm

Signal Type: Audio File (.wav) 48k_Normal_51s.wav
Output Gain: 60.88
Measure Window Start: 2000ms
Measure Window Length: 51000ms
BWC applied: 10.80 dB
Device Reference Point: 0, 0, -6.3 mm

Category	Telephone parameters WD signal quality [(signal+noise)-to-noise ratio in decibels]
Category T1	0 dB to 10 dB
Category T2	10 dB to 20 dB
Category T3	20 dB to 30 dB
Category T4	> 30 dB

Cursor:

Diff = 2.00 dB
BWC Factor = 10.80 dB
Location: 8.3, 7.9, 3.7 mm



OTT_Wi-Fi

Communication System: UID 0, IEEE 802.11a/n/ac 5 GHz Band (0); Frequency: 5785 MHz; Duty Cycle: 1:1

Phantom section: TCoil Section

DASY5 Configuration:

- Probe: AM1DV3 - 3140; ; Calibrated: 2019-09-16
- Sensor-Surface: 0mm (Fix Surface)
- Electronics: DAE4 Sn1447; Calibrated: 2020-03-20
- Phantom: HAC Test Arch with AMCC; Type: SD HAC P01 BB
- Measurement SW: DASY52, Version 52.10 (4);SEMCAD X Version 14.6.14 (7483)

T-Coil scan (scan for ANSI C63.19 2011 compliance)/802.11a_Ch157 6Mbps/z (axial)

4.2mm 50 x 50/ABM Interpolated Signal(x,y,z) (121x121x1): Interpolated grid: dx=1.000 mm, dy=1.000 mm

Signal Type: Audio File (.wav) 48k_voice_1kHz_1s.wav

Output Gain: 20

Measure Window Start: 300ms

Measure Window Length: 1000ms

BWC applied: 0.16 dB

Device Reference Point: 0, 0, -6.3 mm

Cursor:


ABM1/ABM2 = 43.02 dB

ABM1 = 2.98 dBA/m

ABM2 = -40.04 dBA/m

BWC Factor = 0.16 dB

Location: 8.3, 7.9, 3.7 mm



0 dB = 1.000 A/m = 0.00 dBA/m

OTT_Wi-Fi

Communication System: UID 0, IEEE 802.11a/n/ac 5 GHz Band (0); Frequency: 5785 MHz; Duty Cycle: 1:1

Phantom section: TCoil Section

DASY5 Configuration:

- Probe: AM1DV3 - 3140; ; Calibrated: 2019-09-16
- Sensor-Surface: 0mm (Fix Surface)
- Electronics: DAE4 Sn1447; Calibrated: 2020-03-20
- Phantom: HAC Test Arch with AMCC; Type: SD HAC P01 BB
- Measurement SW: DASY52, Version 52.10 (4);SEMCAD X Version 14.6.14 (7483)

T-Coil scan (scan for ANSI C63.19 2011 compliance)/802.11a_Ch157 6Mbps/y (transversal) 4.2mm 50 x 50/ABM Interpolated Signal(x,y,z) (121x121x1): Interpolated grid:

dx=1.000 mm, dy=1.000 mm

Signal Type: Audio File (.wav) 48k_voice_1kHz_1s.wav

Output Gain: 20

Measure Window Start: 300ms

Measure Window Length: 1000ms

BWC applied: 0.16 dB

Device Reference Point: 0, 0, -6.3 mm

Cursor:


ABM1/ABM2 = 42.20 dB

ABM1 = -2.44 dBA/m

ABM2 = -44.64 dBA/m

BWC Factor = 0.16 dB

Location: 10.4, 16.7, 3.7 mm



0 dB = 1.000 A/m = 0.00 dBA/m