


DUT and SAR Set-up Photos

Overall Dimensions



Front View of the DUT



Rear View of the DUT



Setup Photos

Handset Vertical and Horizontal Reference Lines

Vertical
Center Line




Horizontal
Line


Ear Piece

Head Exposure Conditions


Left Touch




Left Tilt (15°)



Right Touch



Right Tilt (15°)



Body-worn Accessory Exposure Conditions

Rear (15 mm)



Front (15 mm)



Hotspot Exposure Conditions


Rear (10 mm)




Front (10 mm)




Edge 1 (10 mm)




Edge 2 (10 mm)




Edge 3 (10 mm)



Edge 3 (10 mm) without DUT holder



Edge 4 (10 mm)

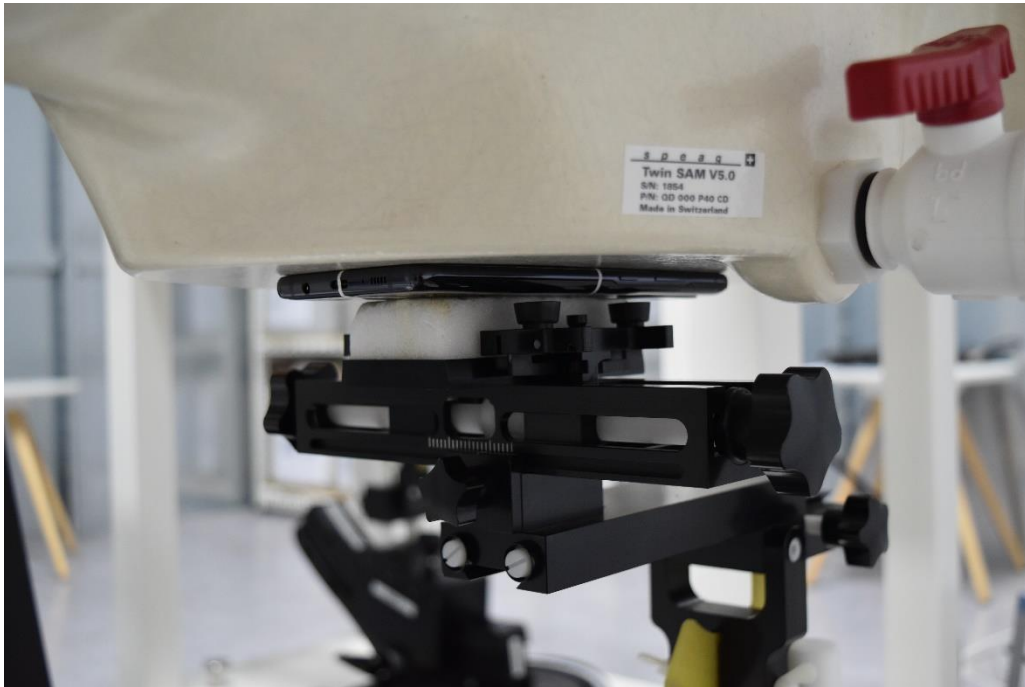


Product Specific 10-g Exposure Conditions


Rear (0 mm)




Front (0 mm)




Edge 1 (0 mm)




Edge 3 (11 mm)




Edge 3 (0 mm)



Edge 3 (0 mm) without DUT holder



Edge 4 (0 mm)



Antenna Dimensions & Separation Distances

(Antennas and wireless bands were indicated only those applied to SAR test.)

- ① Main 1 Ant. (Tx&Rx)
GSM 850, GSM 1900
WCDMA BII, V
LTE B2, 4, 5, 12, 13, 66
N2/5/66
- ② Main 2 Ant. (Tx&Rx)
LTE B7
- ③ Wi-Fi Ant.1 (Tx&Rx)
2.4 GHz/BT
- ④ Wi-Fi Ant.1 (Tx&Rx)
5 GHZ
- ⑤ Wi-Fi Ant.2 (Tx&Rx)
2.4 GHz/5GHz

