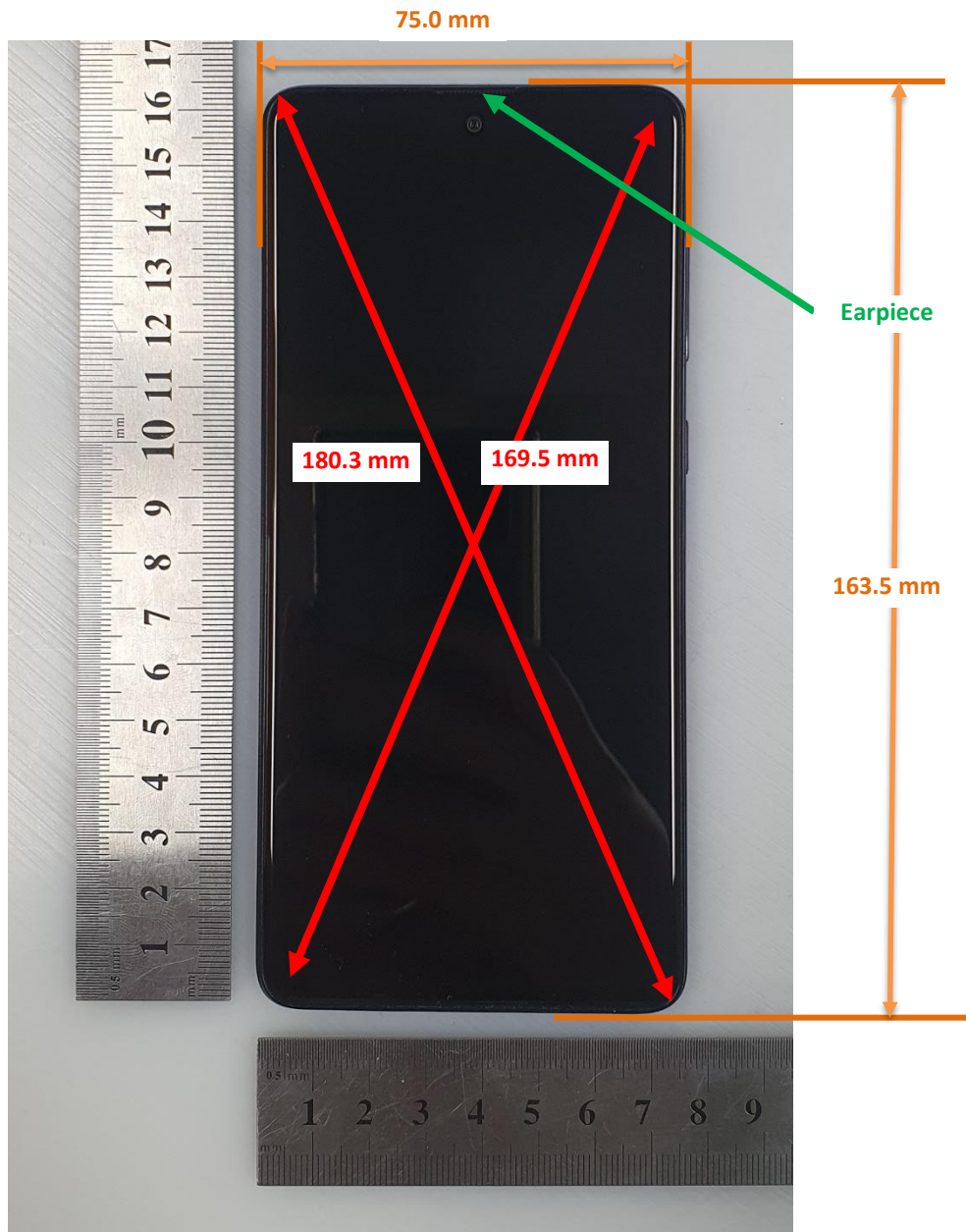


DUT and SAR Set-up Photos

Overall Dimensions



Front View of the DUT




Rear View of the DUT



Setup Photos

Handset Vertical and Horizontal Reference Lines



Hotspot Exposure Conditions


Rear (10 mm)



Front (10 mm)




Edge 2 (10 mm)



Edge 3 (10 mm)



Edge 4 (10 mm)



Antenna Dimensions & Separation Distances

(Antennas and wireless bands were indicated only those applied to SAR test.)

- ① Main 1 Ant. (Tx&Rx)
GSM 850, GSM 1900
WCDMA BII, IV, V
LTE B2, 4, 5, 12, 13,
66, 71
- ② Main 2 Ant. (Tx&Rx)
LTE B7, 38, 40, 41
- ③ Wi-Fi Ant. (Tx&Rx)
2.4 GHz / 5 GHz
BT

