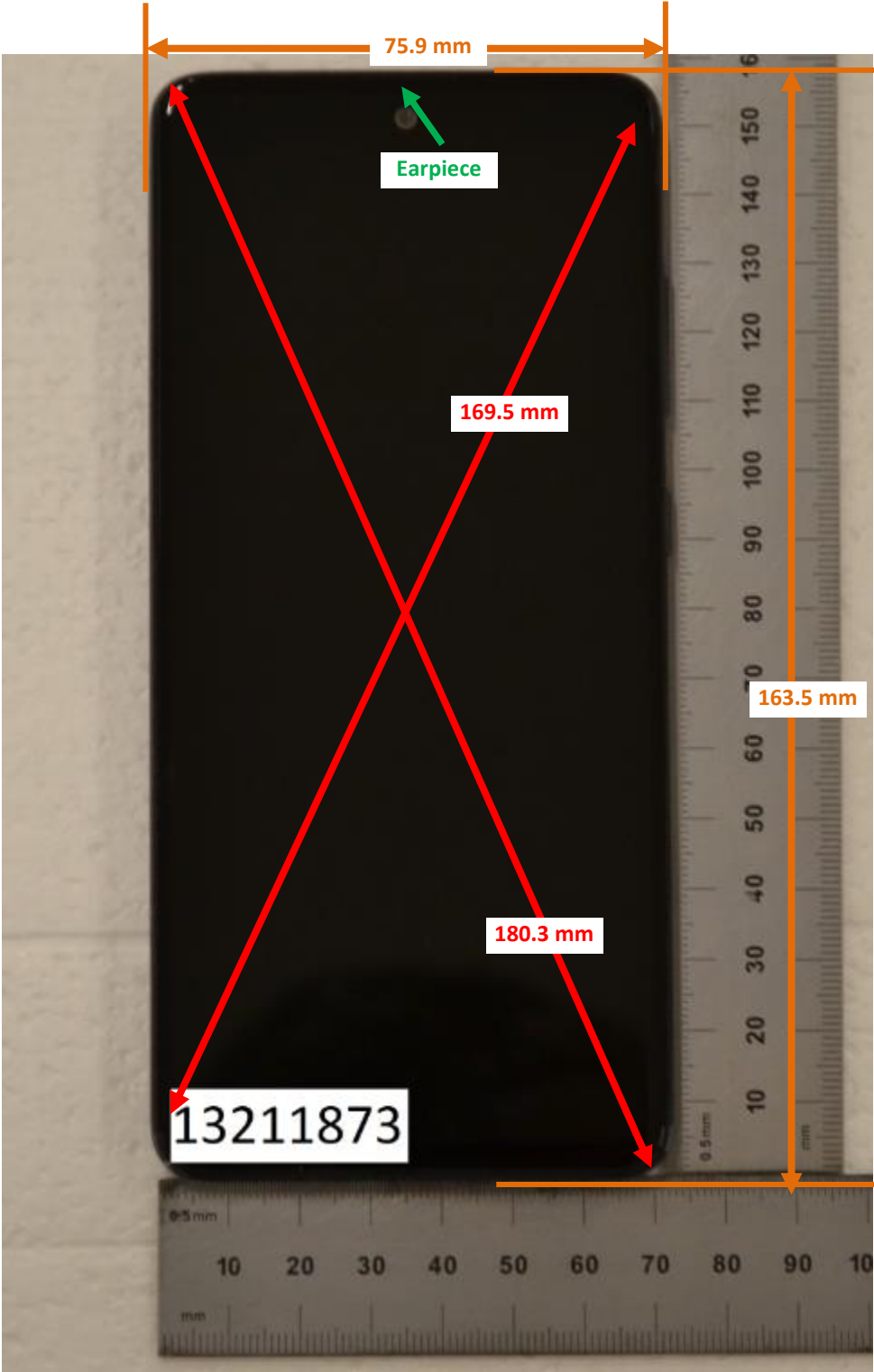


# DUT and SAR Set-up Photos

## Overall Dimensions



Front View of the DUT



Rear View of the DUT



## Setup Photos

Handset Vertical and Horizontal Reference Lines


Vertical  
Center Line




Horizontal  
Line

# Head Exposure Conditions


Left Touch




Left Tilt (15°)



Right Touch




Right Tilt (15°)






# Body-worn Accessory Exposure Conditions

Rear @15mm




Front @15mm




# Hotspot Exposure Conditions


Rear @10mm




Front @10mm



Edge 1 @10mm




Edge 2 @10mm






Edge 3 @10mm




Edge 4 @10mm




# Extremity Exposure Conditions


Rear @10mm




Rear @8mm



Rear @0mm



Edge 1 @0mm



# Antenna Dimensions & Separation Distances

- ① WLAN Main/BT Ant
- ② WWAN Main ANT 2 (HB)
- ③ WWAN Main ANT 1 (LB/MB)

