


## 12. SETUP PHOTOS

### 12.1. SM-A715F (Original)


#### ANTENNA PORT AND AC LINE CONDUCTED SETUP



**RF ANTENNA PORT CONDUCTED**




**AC LINE CONDUCTED (FRONT)**

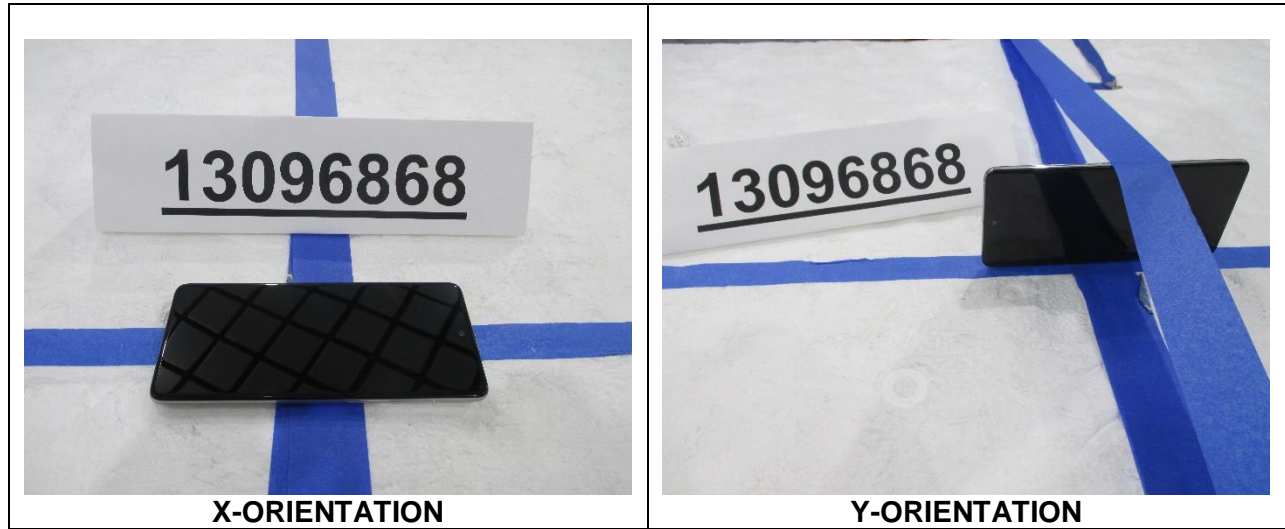


**AC LINE CONDUCTED (BACK)**

**RADIATED RF MEASUREMENT SETUP**



**ORIENTATIONS**



**X-ORIENTATION**


**Y-ORIENTATION**



**Z-ORIENTATION**

## 12.2. SM-A715W (Spot Check)

### RADIATED RF MEASUREMENT SETUP



**END OF TEST REPORT**