




## 12. SETUP PHOTOS

### 12.1. SM-A715F (Original)


#### ANTENNA PORT AND AC LINE CONDUCTED SETUP




**RADIATED RF MEASUREMENT SETUP**




**BELOW 30MHz (FRONT)**




**BELOW 30MHz (BACK)**



**BELOW 1GHz (FRONT)**



**BELOW 1GHz (BACK)**



**ABOVE 1GHz (FRONT)**



**ABOVE 1GHz (BACK)**

**ORIENTATIONS**



**X-ORIENTATION**



**Y-ORIENTATION**




**Z-ORIENTATION**



## 12.2. SM-A715W (Spot Check)

### RADIATED RF MEASUREMENT SETUP



**END OF TEST REPORT**