

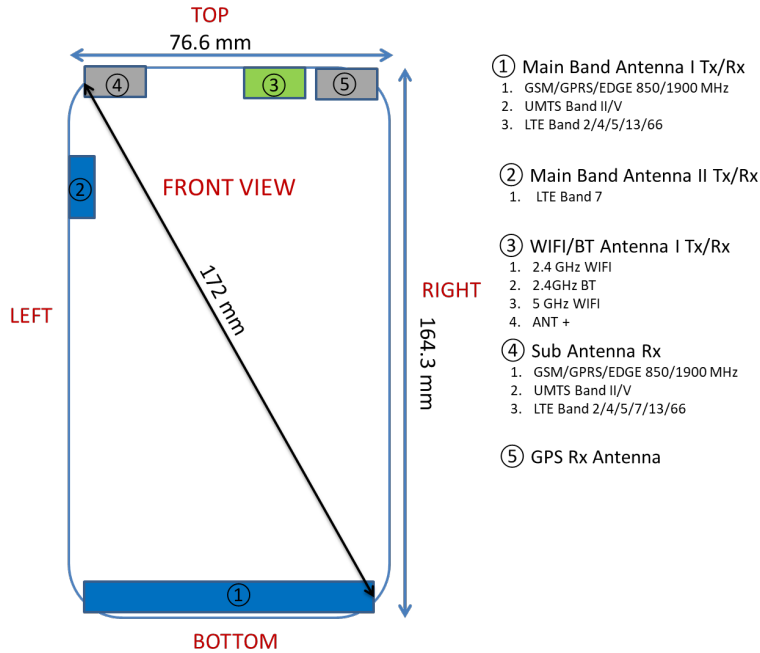


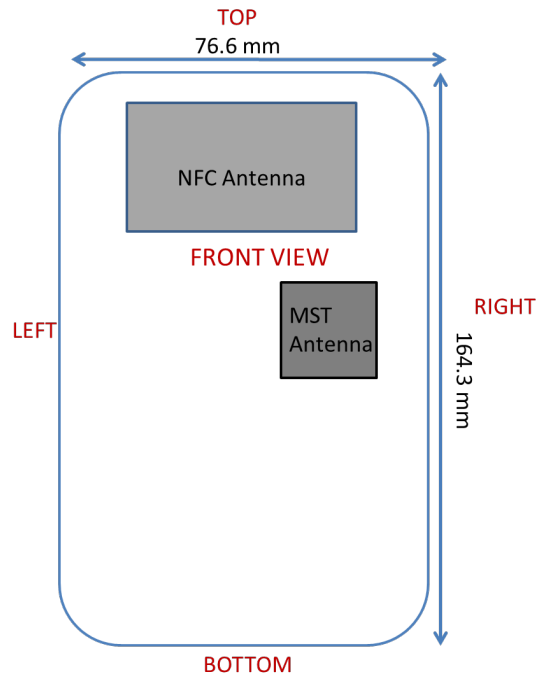
APPENDIX F: DUT ANTENNA DIAGRAM & SAR TEST SETUP PHOTOGRAPHS

FCC ID A3LSMA705U		SAR EVALUATION REPORT		Approved by: Quality Manager
Test Dates: 08/25/19 – 10/10/19	DUT Type: Portable Handset			APPENDIX F: Page 1 of 9





Note: Exact antenna dimensions and separation distances are shown in the Technical Descriptions in the FCC Filing.

**Figure F-1
 DUT Antenna Locations**




**Figure F-2
 NFC Antenna Locations**


FCC ID A3LSMA705U		SAR EVALUATION REPORT		Approved by: Quality Manager
Test Dates: 08/25/19 – 10/10/19	DUT Type: Portable Handset			APPENDIX F: Page 2 of 9





SAR Test Setup Photo 1 – Right Cheek



SAR Test Setup Photo 2 – Right Tilt




SAR Test Setup Photo 3 – Left Cheek


FCC ID A3LSMA705U	 <small>ENGINEERING LABORATORY, INC.</small>	SAR EVALUATION REPORT		Approved by: Quality Manager
Test Dates: 08/25/19 – 10/10/19	DUT Type: Portable Handset	APPENDIX F: Page 3 of 9		





SAR Test Setup Photo 4 – Left Tilt




SAR Test Setup Photo 5 – Back Side at 15 mm




SAR Test Setup Photo 6 – Back Side at 10 mm


FCC ID A3LSMA705U	 <small>ENGINEERING LABORATORY, INC.</small>	SAR EVALUATION REPORT		Approved by: Quality Manager
Test Dates: 08/25/19 – 10/10/19	DUT Type: Portable Handset			APPENDIX F: Page 4 of 9





SAR Test Setup Photo 7 – Back Side at 7 mm



SAR Test Setup Photo 8 – Back Side at 0 mm




SAR Test Setup Photo 9 – Front Side at 10 mm

FCC ID A3LSMA705U		SAR EVALUATION REPORT		Approved by: Quality Manager
Test Dates: 08/25/19 – 10/10/19	DUT Type: Portable Handset	APPENDIX F: Page 5 of 9		





SAR Test Setup Photo 10 – Front Side at 0 mm



SAR Test Setup Photo 11 – Top Edge at 10 mm



SAR Test Setup Photo 12 – Top Edge at 0 mm


FCC ID A3LSMA705U		SAR EVALUATION REPORT		Approved by: Quality Manager
Test Dates: 08/25/19 – 10/10/19	DUT Type: Portable Handset	APPENDIX F: Page 6 of 9		





SAR Test Setup Photo 13 – Bottom Edge at 10 mm




SAR Test Setup Photo 14 – Bottom Edge at 4 mm




SAR Test Setup Photo 15 – Bottom Edge at 0 mm


FCC ID A3LSMA705U		SAR EVALUATION REPORT		Approved by: Quality Manager
Test Dates: 08/25/19 – 10/10/19	DUT Type: Portable Handset	APPENDIX F: Page 7 of 9		





SAR Test Setup Photo 16 – Right Edge at 10 mm




SAR Test Setup Photo 17 – Right Edge at 0 mm




SAR Test Setup Photo 18 – Left Edge at 10 mm



FCC ID A3LSMA705U		SAR EVALUATION REPORT	 Approved by: Quality Manager
Test Dates: 08/25/19 – 10/10/19	DUT Type: Portable Handset	APPENDIX F: Page 8 of 9	



SAR Test Setup Photo 19 – Left Edge at 0 mm



SAR Test Setup Photo 20 – Vertical and Horizontal Reference Lines

FCC ID A3LSMA705U		SAR EVALUATION REPORT		Approved by: Quality Manager
Test Dates: 08/25/19 – 10/10/19	DUT Type: Portable Handset	APPENDIX F: Page 9 of 9		