

11. SETUP PHOTOS


ANTENNA PORT AND AC LINE CONDUCTED SETUP



RF ANTENNA PORT CONDUCTED




AC LINE CONDUCTED (FRONT)




AC LINE CONDUCTED (BACK)


RADIATED RF MEASUREMENT SETUP




BELOW 30MHz (FRONT)




BELOW 30MHz (BACK)



BELOW 1GHz (FRONT)



BELOW 1GHz (BACK)




ABOVE 1GHz (FRONT)



ABOVE 1GHz (BACK)

ORIENTATIONS



END OF REPORT