


## 11. SETUP PHOTOS


### RADIATED RF AND AC LINE CONDUCTED MEASUREMENT SETUP




**AC LINE CONDUCTED (FRONT)**




**AC LINE CONDUCTED (BACK)**




**BELOW 30MHz (FRONT)**



**BELOW 30MHz (BACK)**




**BELOW 1GHz (FRONT)**



**BELOW 1GHz (BACK)**

**LOOP ANTENNA ORIENTATIONS**






**ORIENTATIONS AND FREQUENCY TOLERANCE OVE EXTREME CONDITIONS**



**X-ORIENTATION**



**Y-ORIENTATION**



**Z-ORIENTATION**



**FREQUENCY TOLERANCE OVER  
EXTREME CONDITIONS**

**END OF TEST REPORT**