



12. SETUP PHOTOS

12.1. SM-A705FN/DS (Original)

RADIATED RF AND AC LINE CONDUCTED MEASUREMENT SETUP



LOOP ANTENNA ORIENTATIONS



ORIENTATIONS AND FREQUENCY TOLERANCE OVER EXTREME CONDITIONS



X-ORIENTATION



Y-ORIENTATION




Z-ORIENTATION



**FREQUENCY TOLERANCE OVER
EXTREME CONDITIONS**


12.2. SM-A7050 (Spot Check) – CHINA ADAPTER

RADIATED RF AND AC LINE CONDUCTED MEASUREMENT SETUP



12.3. SM-A7050 (Spot Check) – HONG KONG ADAPTER

RADIATED RF AND AC LINE CONDUCTED MEASUREMENT SETUP



END OF TEST REPORT