

ANNEX A_ Test Setup Photo

1. Revision History


Rev. No.	Issue Date	Description
0	March 13, 2019	First approval report


2. Test Setup Photo No.


No.	File No.
1	HCT-RF-1903-FC009-P
2	HCT-RF-1903-FC010-P
3	HCT-RF-1903-FC011-P
4	HCT-RF-1903-FC012-P
5	HCT-RF-1903-FC013-P
6	HCT-RF-1903-FC014-P
7	HCT-RF-1903-FC015-P


1. Radiated Test Setup Photo


1GHz under:















1GHz above:















NFC Radiated Test Setup Photo for below 30 MHz:














NFC Radiated Test Setup Photo for 30 MHz ~ 1 GHz :















2. Conducted Test Setup Photo



3. DFS Test Setup Photo



4. AC Power Line Conducted Test Setup Photo

