

### DUT and SAR Set-up Photos

#### Overall Dimensions



Front View of the DUT



Rear View of the DUT



## Setup Photos

Handset Vertical and Horizontal Reference Lines


Vertical  
Center Line




Horizontal  
Line

## Head Exposure Conditions


Left Touch



Left Tilt (15°)



Right Touch




Right Tilt (15°)




## Body-worn Accessory Exposure Conditions

Rear (15 mm)




Front (15 mm)




## Hotspot Exposure Conditions

Rear (10 mm)



Front (10 mm)



Edge 1 (10 mm)




Edge 2 (10 mm)






Edge 3 (10 mm)




Edge 4 (10 mm)




## Phablet Exposure Conditions

Rear (0 mm)



Front (0 mm)




Edge 1 (0 mm)




Edge 2 (0 mm)



Edge 3 (0 mm)



Edge 4 (0 mm)



## Antenna Dimensions & Separation Distances

- ① Wi-Fi / BT Ant (TX & RX)  
GPS (Rx)

- ② Main Ant.2 (TX & RX)  
- LTE Band 41  
- LTE Band 7, 38, 40 (Non-US)

- ③ Main Ant.1 (TX & RX)  
- GSM 1900  
- WCDMA Band II, V  
- LTE Band 5, 17  
- GSM 900. 1800 (Non-US)  
- WCDMA Band I (Non-US)  
- LTE Band 1, 3, 8 (Non-US)

- ④ Sub Ant (Rx only)  
- GSM 1900  
- WCDMA Band II, V  
- LTE Band 5, 17, 41  
- GSM 900. 1800 (Non-US)  
- WCDMA Band I (Non-US)  
- LTE Band 1, 3, 7, 8, 38, 40 (Non-US)

