

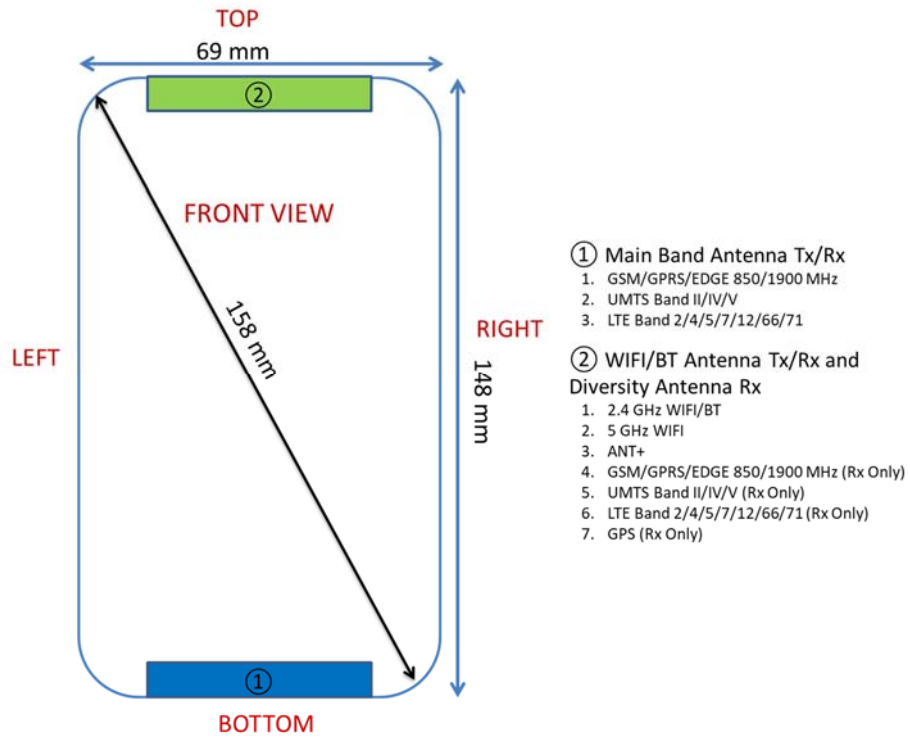


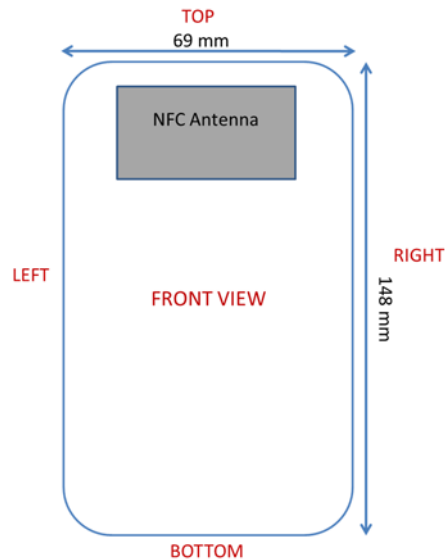
# APPENDIX F: DUT ANTENNA DIAGRAM & SAR TEST SETUP PHOTOGRAPHS

<b>FCC ID</b> A3LSMA600T		<b>SAR EVALUATION REPORT</b>		<b>Approved by:</b> Quality Manager
<b>Test Dates:</b> 08/13/18 - 08/27/18	<b>DUT Type:</b> Portable Handset	<b>APPENDIX F:</b> Page 1 of 9		



Note: Exact antenna dimensions and separation distances are shown in the Technical Descriptions in the FCC Filing.




**Figure F-1  
DUT Antenna Locations**




**Figure F-2  
NFC Antenna Locations**



FCC ID A3LSMA600T		SAR EVALUATION REPORT		Approved by: Quality Manager
Test Dates: 08/13/18 - 08/27/18	DUT Type: Portable Handset			APPENDIX F: Page 2 of 9



**SAR Test Setup Photo 1 – Right Cheek**



**SAR Test Setup Photo 2 – Right Tilt**



<b>FCC ID</b> A3LSMA600T		<b>SAR EVALUATION REPORT</b>		<b>Approved by:</b> Quality Manager
<b>Test Dates:</b> 08/13/18 - 08/27/18	<b>DUT Type:</b> Portable Handset	<b>APPENDIX F:</b> Page 3 of 9		




**SAR Test Setup Photo 3 – Left Cheek**




**SAR Test Setup Photo 4 – Left Tilt**



<b>FCC ID</b> A3LSMA600T		<b>SAR EVALUATION REPORT</b>	 <b>Approved by:</b> Quality Manager
<b>Test Dates:</b> 08/13/18 - 08/27/18	<b>DUT Type:</b> Portable Handset	<b>APPENDIX F:</b> Page 4 of 9	




**SAR Test Setup Photo 5 – Back Side at 15 mm**




**SAR Test Setup Photo 6 – Back Side at 15 mm with Headphones**



<b>FCC ID</b> A3LSMA600T		<b>SAR EVALUATION REPORT</b>		<b>Approved by:</b> Quality Manager
<b>Test Dates:</b> 08/13/18 - 08/27/18	<b>DUT Type:</b> Portable Handset	<b>APPENDIX F:</b> Page 5 of 9		



**SAR Test Setup Photo 7 – Back Side at 10 mm**



**SAR Test Setup Photo 8 – Front Side at 10 mm**



<b>FCC ID</b> A3LSMA600T		<b>SAR EVALUATION REPORT</b>		<b>Approved by:</b> Quality Manager
<b>Test Dates:</b> 08/13/18 - 08/27/18	<b>DUT Type:</b> Portable Handset	<b>APPENDIX F:</b> Page 6 of 9		



**SAR Test Setup Photo 9 – Top Side at 10 mm**



**SAR Test Setup Photo 10 - Bottom Side at 10 mm**



FCC ID A3LSMA600T		SAR EVALUATION REPORT		<b>Approved by:</b> Quality Manager
<b>Test Dates:</b> 08/13/18 - 08/27/18	<b>DUT Type:</b> Portable Handset	<b>APPENDIX F:</b> Page 7 of 9		



**SAR Test Setup Photo 11 - Right Side at 10 mm**




**SAR Test Setup Photo 12 - Left Side at 10 mm**

FCC ID A3LSMA600T		SAR EVALUATION REPORT		<b>Approved by:</b> Quality Manager
<b>Test Dates:</b> 08/13/18 - 08/27/18	<b>DUT Type:</b> Portable Handset	<b>APPENDIX F:</b> Page 8 of 9		





**SAR Test Setup Photo 13 – Horizontal and Vertical Reference Lines**

<b>FCC ID</b> A3LSMA600T		<b>SAR EVALUATION REPORT</b>	<b>Approved by:</b> Quality Manager
<b>Test Dates:</b> 08/13/18 - 08/27/18	<b>DUT Type:</b> Portable Handset	<b>APPENDIX F:</b> Page 9 of 9	