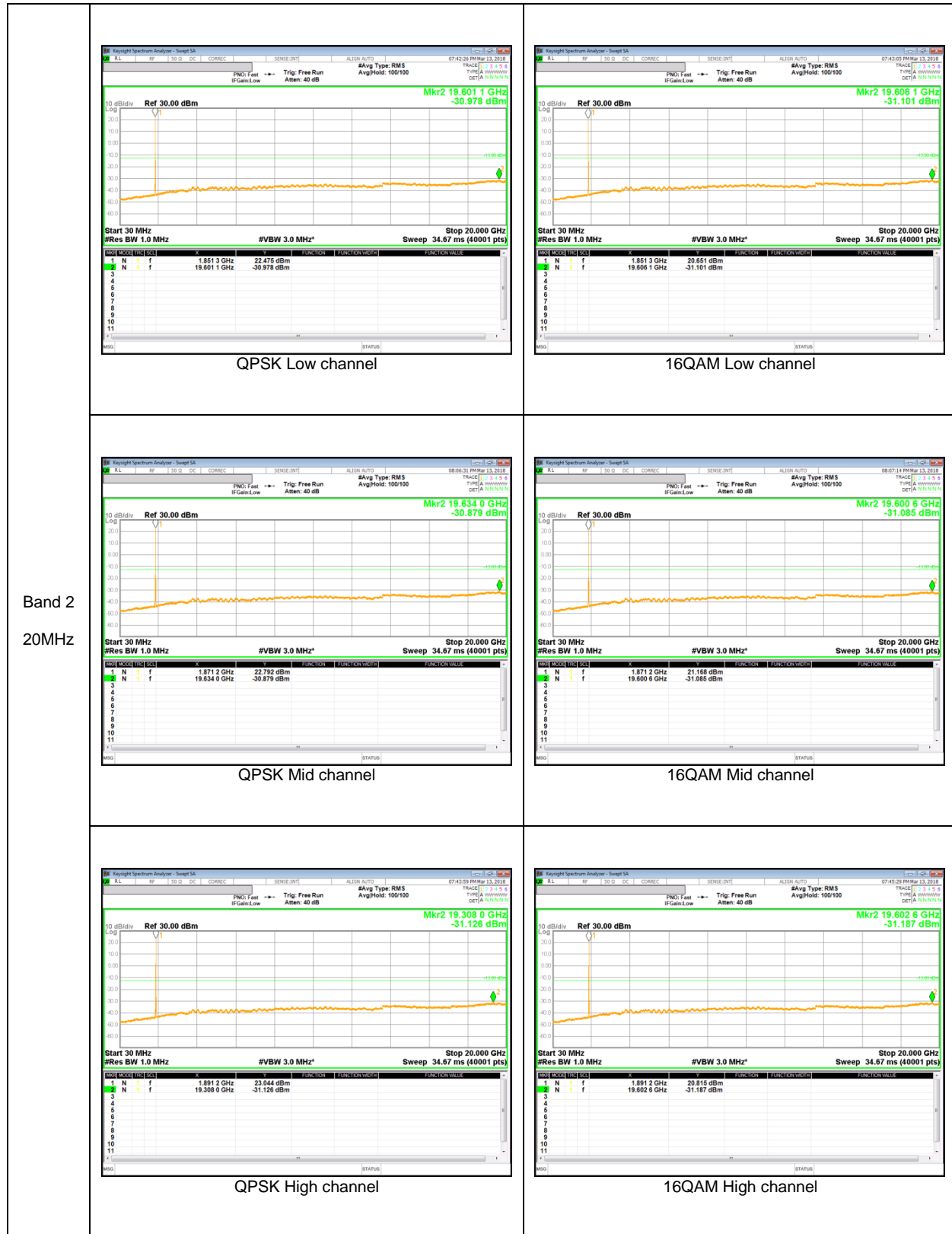
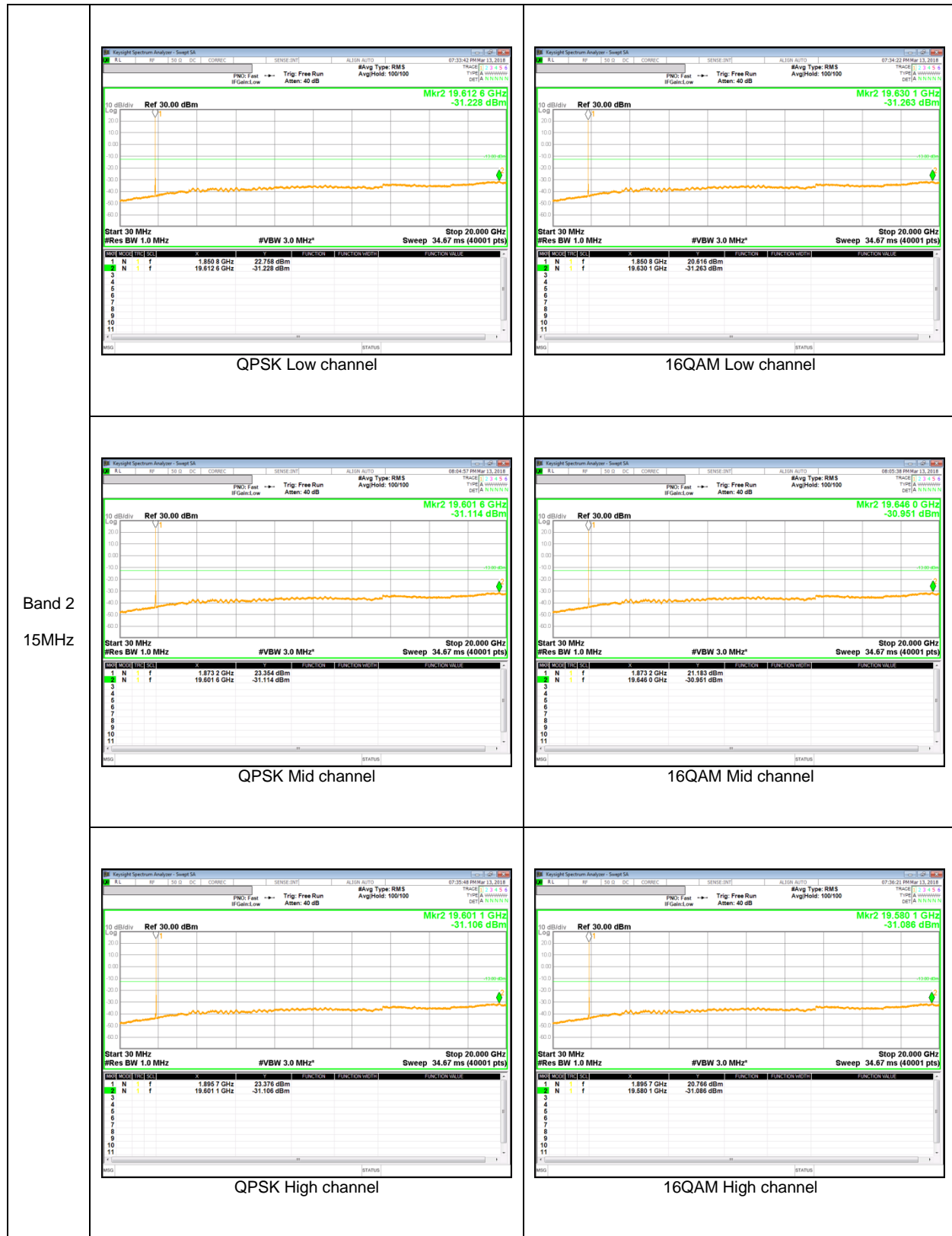
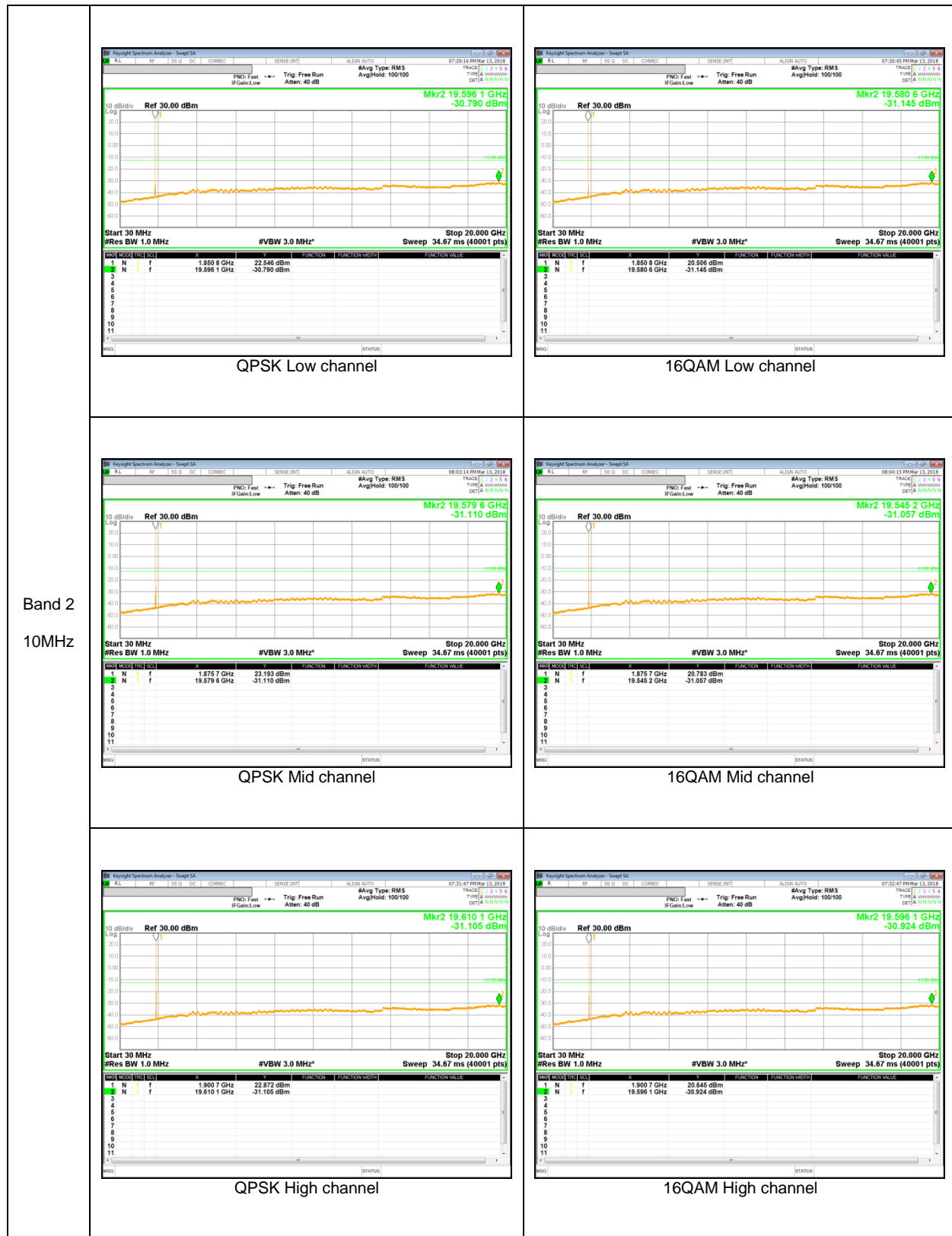
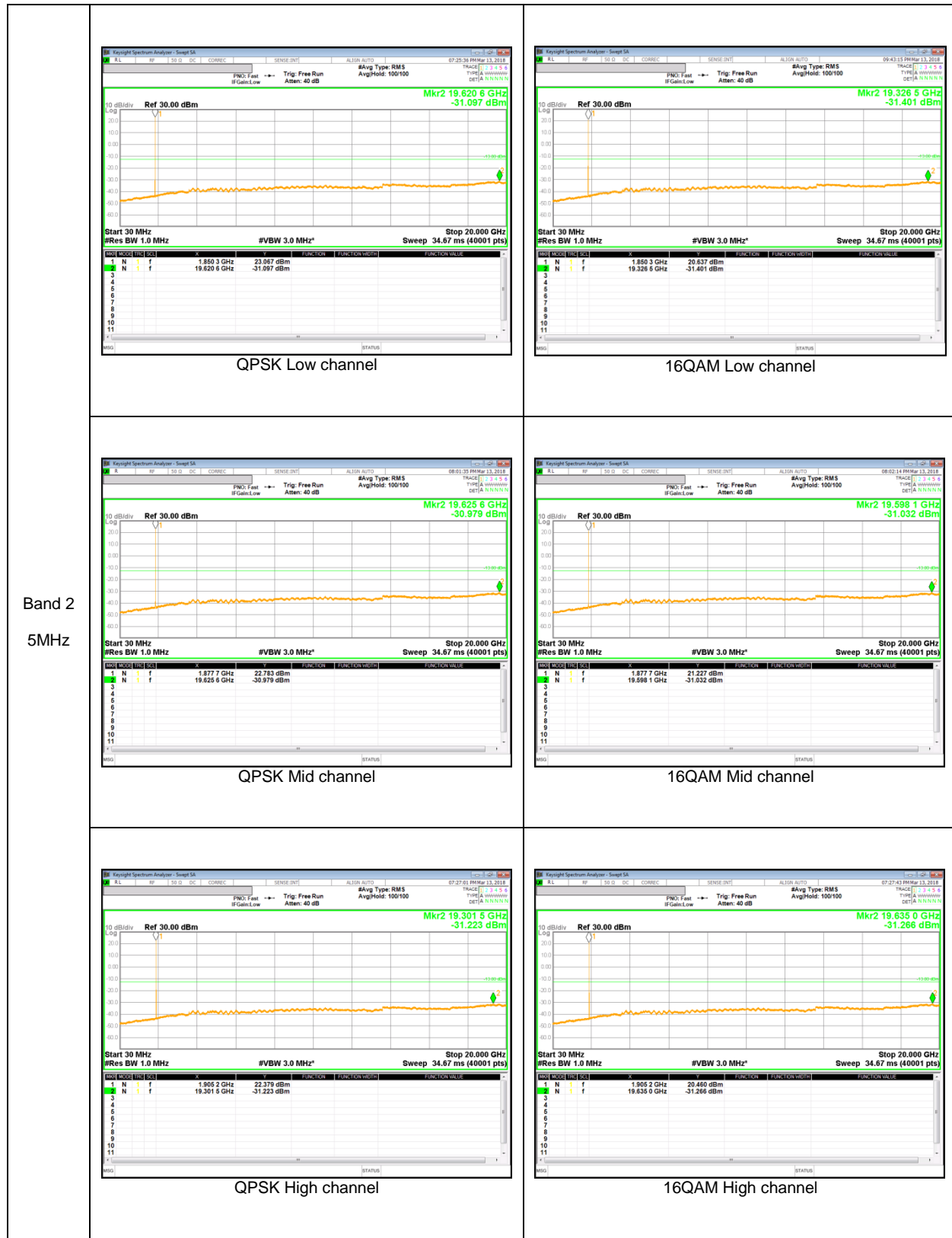


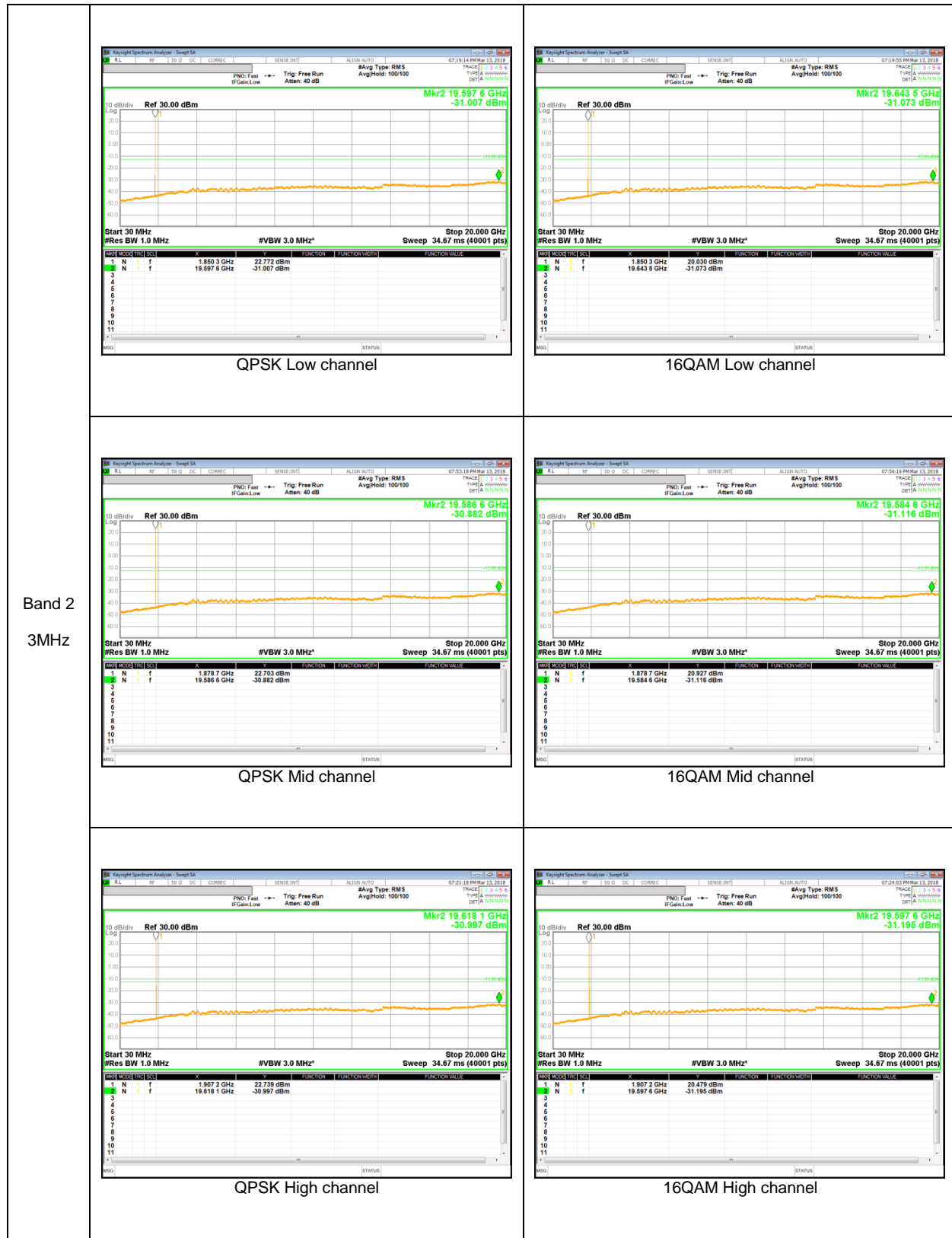
LTE Band 2

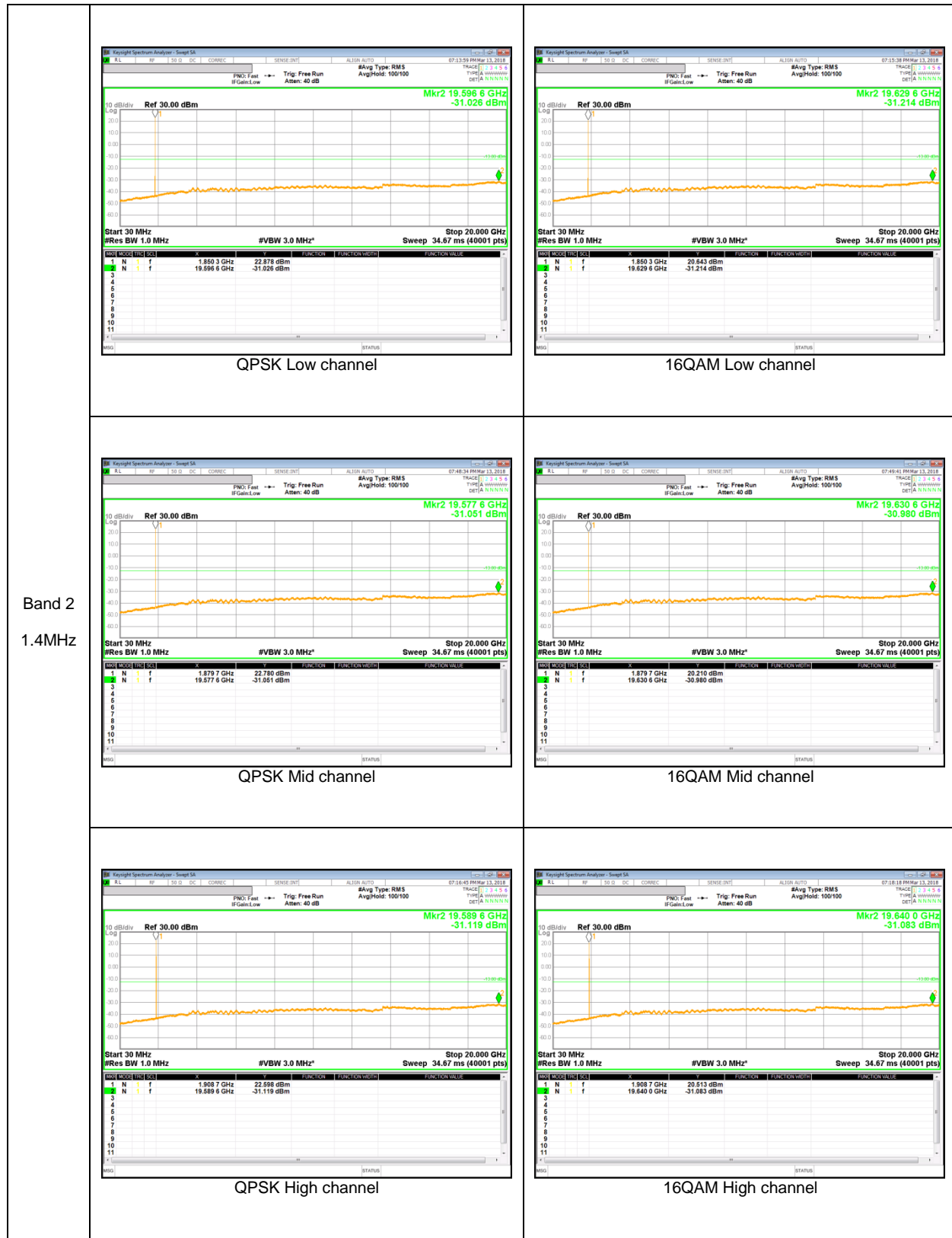




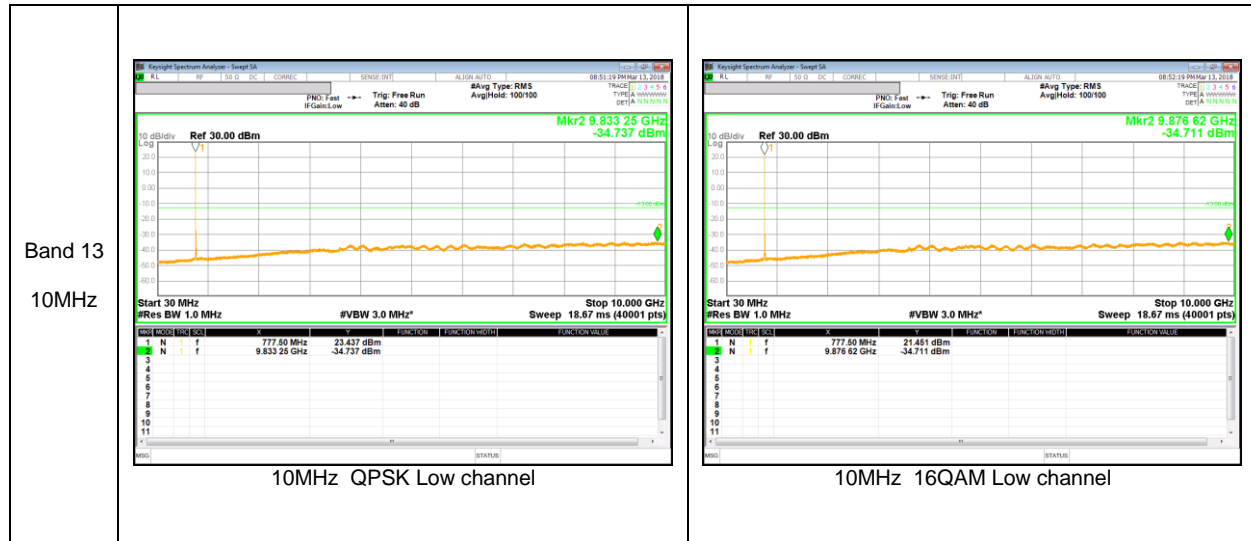


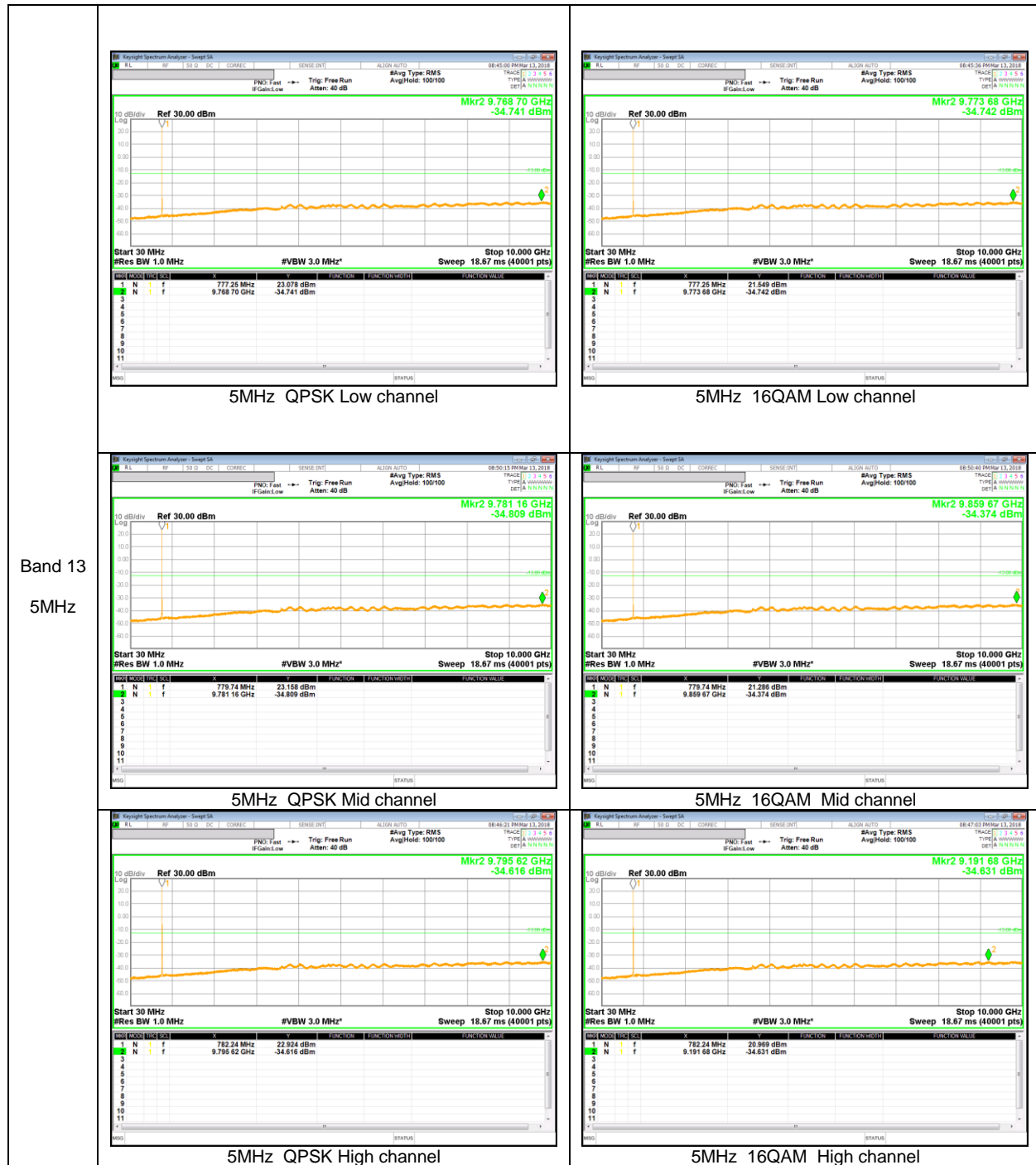




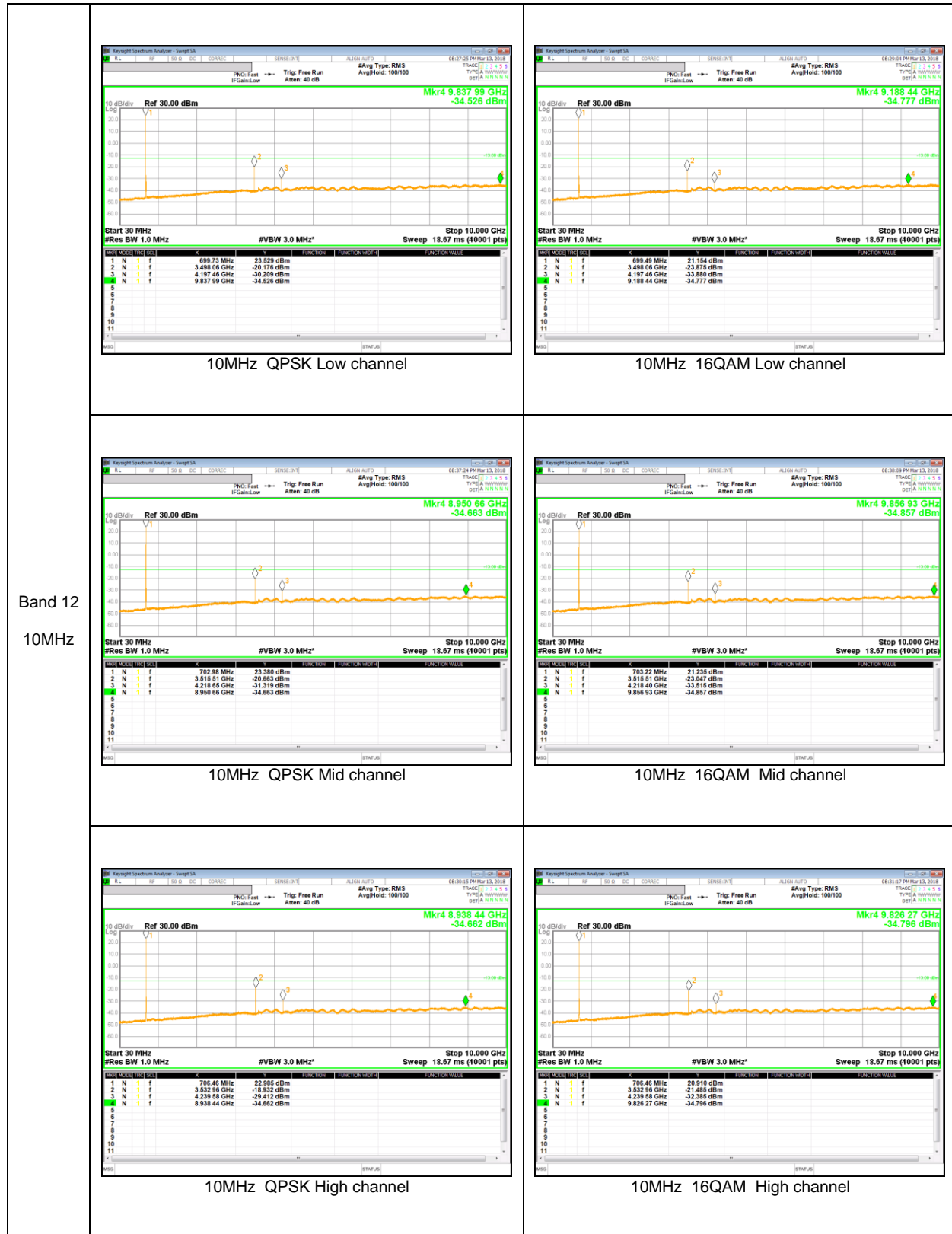


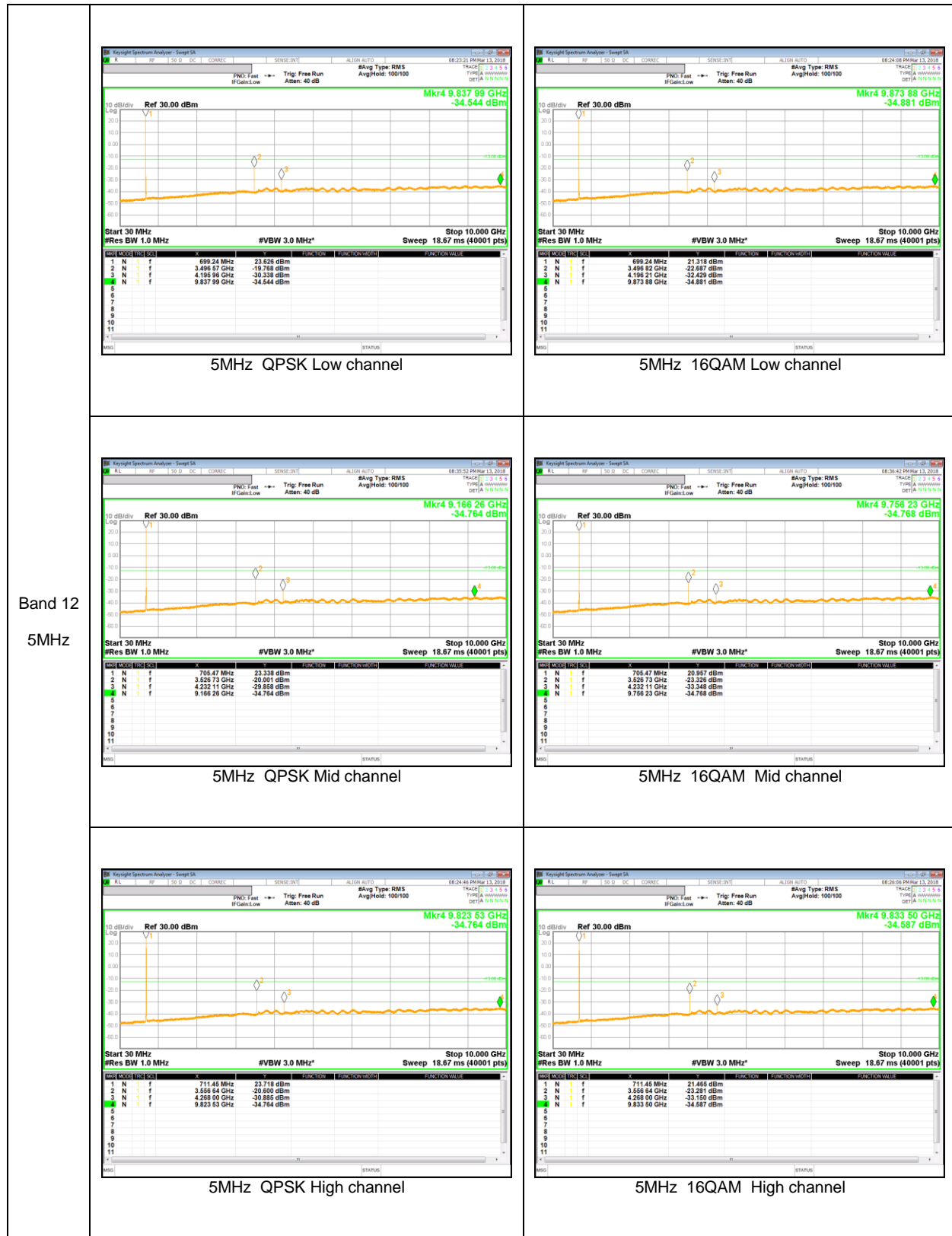
LTE Band 13

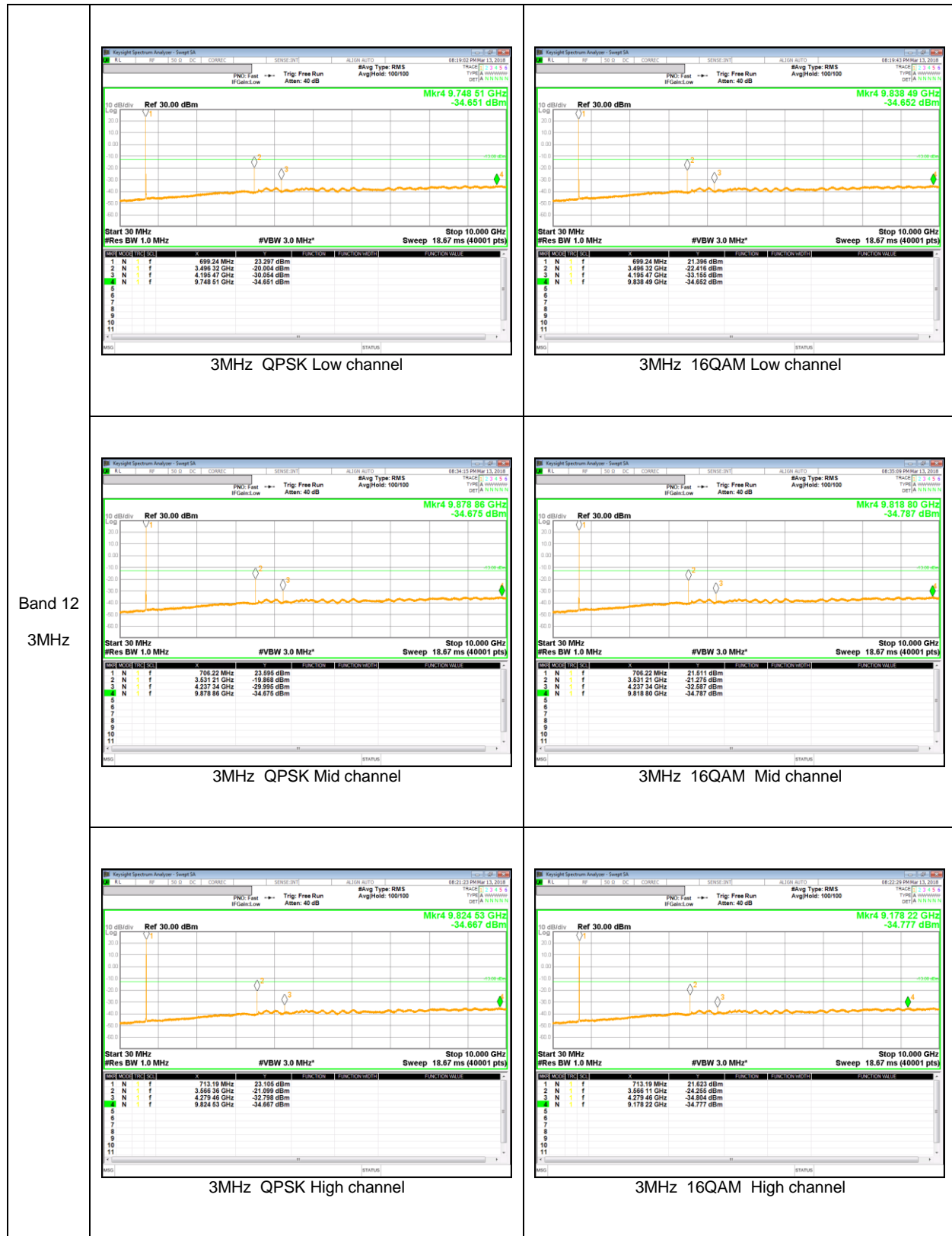


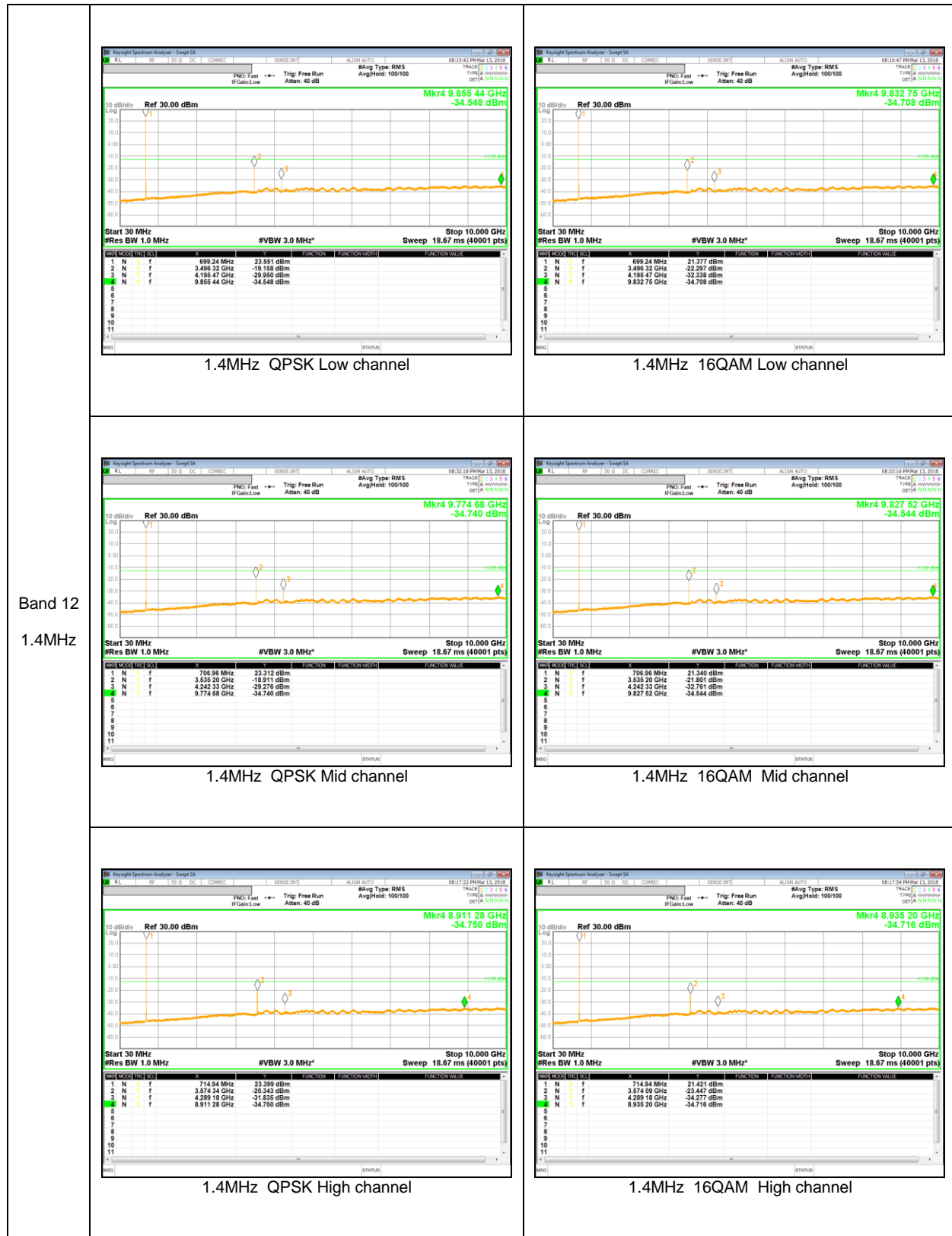


LTE Band 12

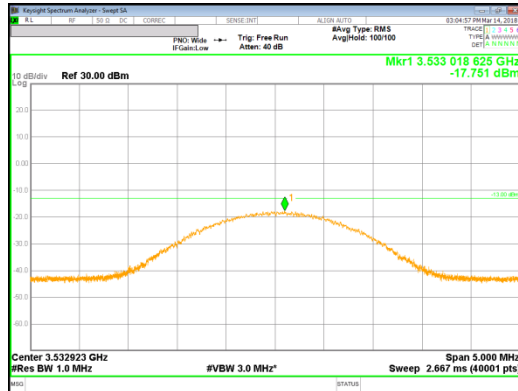




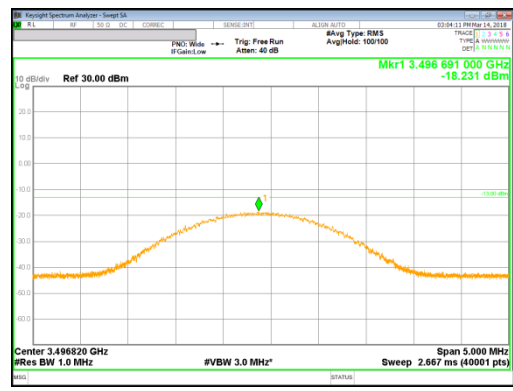




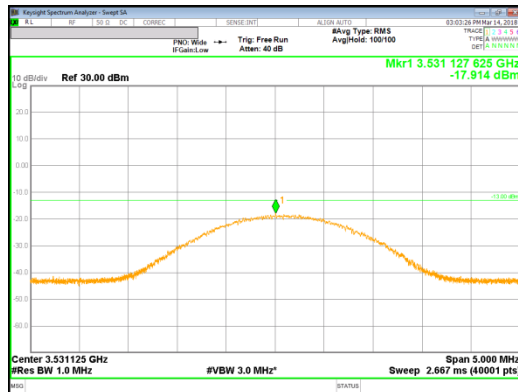
LTE Band12
5th Harmonic
Span 5MHz



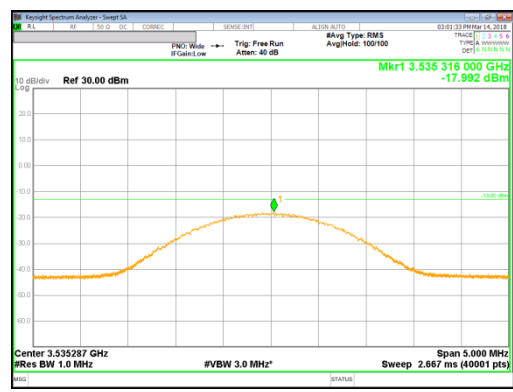
10MHz QPSK High channel



5MHz QPSK Low channel



3MHz QPSK Mid channel



1.4MHz QPSK Mid channel

9.4. FREQUENCY STABILITY

RULE PART(S)

FCC: §2.1055, §22.355, §24.235 and §27.54

LIMITS

§22.355 - The carrier frequency shall not depart from the reference frequency in excess of ± 2.5 ppm for mobile stations.

§24.235 - The frequency stability shall be sufficient to ensure that the fundamental emission stays within the authorized frequency block.

§27.54 - The frequency stability shall be sufficient to ensure that the fundamental emissions stay within the authorized bands of operation.

TEST PROCEDURE

Per KDB 971168 D01 Power Meas License Digital Systems v03

RESULTS

See the following pages.

9.4.1. FREQUENCY STABILITY RESULTS

GSM 850, Channel 190, Frequency 836.6 MHz

Reference Frequency : GSM850 Mid Channel 836.6 MHz @ 20°C				
Limit: +- 2.5 ppm = 2091.500 Hz				
Power Supply [Vdc]	Environment Temperature [°C]	Frequency Deviation Measured with Time Elapse		
		[MHz]	Delta [ppm]	Limit [ppm]
3.85	50	836.59997155	0.006	2.5
3.85	40	836.59997074	0.007	2.5
3.85	30	836.59996728	0.011	2.5
3.85	20	836.59997627	0	2.5
3.85	10	836.59997590	0.000	2.5
3.85	0	836.59997183	0.005	2.5
3.85	-10	836.59997352	0.003	2.5
3.85	-20	836.59997610	0.000	2.5
3.85	-30	836.59997317	0.004	2.5

Reference Frequency : GSM850 Mid Channel 836.6 MHz @ 20°C				
Limit: +- 2.5 ppm = 2091.500 Hz				
Power Supply [Vdc]	Environment Temperature [°C]	Frequency Deviation Measured with Time Elapse		
		[MHz]	Delta [ppm]	Limit [ppm]
3.85	20	836.59997627	0	2.5
4.40	20	836.59997237	0.005	2.5
3.60	20	836.59997656	0.000	2.5

GSM 1900, Channel 661, Frequency 1880.0 MHz

Reference Frequency: GSM1900 Mid Channel 1880.0 MHz @ 20°C				
Limit: +- 2.5 ppm = 4700.000 Hz				
Power Supply [Vdc]	Environment Temperature [°C]	Frequency Deviation Measured with Time Elapse		
		[MHz]	Delta [ppm]	Limit [ppm]
3.85	50	1880.00001950	0.000	2.5
3.85	40	1880.00002383	-0.002	2.5
3.85	30	1880.00001980	0.000	2.5
3.85	20	1880.00001918	0	2.5
3.85	10	1880.00002108	-0.001	2.5
3.85	0	1880.00002592	-0.004	2.5
3.85	-10	1880.00002138	-0.001	2.5
3.85	-20	1880.00002693	-0.004	2.5
3.85	-30	1880.00001935	0.000	2.5

Reference Frequency: GSM1900 Mid Channel 1880.0 MHz @ 20°C				
Limit: +- 2.5 ppm = 4700.000 Hz				
Power Supply [Vdc]	Environment Temperature [°C]	Frequency Deviation Measured with Time Elapse		
		[MHz]	Delta [ppm]	Limit [ppm]
3.85	20	1880.00001918	0	2.5
4.40	20	1880.00001703	0.001	2.5
3.60	20	1880.00002713	-0.004	2.5

WCDMA Band 5 , Channel 4183, Frequency 836.6 MHz

Reference Frequency: WCDMA Band 5 Mid Channel 836.6 MHz @ 20°C				
Limit: +- 2.5 ppm = 2091.500 Hz				
Power Supply [Vdc]	Environment Temperature [°C]	Frequency Deviation Measured with Time Elapse		
		[MHz]	Delta [ppm]	Limit [ppm]
3.85	50	836.59997477	-0.008	2.5
3.85	40	836.59997384	-0.007	2.5
3.85	30	836.59997158	-0.004	2.5
3.85	20	836.59996784	0	2.5
3.85	10	836.59997148	-0.004	2.5
3.85	0	836.59997488	-0.008	2.5
3.85	-10	836.59997745	-0.011	2.5
3.85	-20	836.59997381	-0.007	2.5
3.85	-30	836.59997322	-0.006	2.5

Reference Frequency: WCDMA Band 5 Mid Channel 836.6 MHz @ 20°C				
Limit: +- 2.5 ppm = 2091.500 Hz				
Power Supply [Vdc]	Environment Temperature [°C]	Frequency Deviation Measured with Time Elapse		
		[MHz]	Delta [ppm]	Limit [ppm]
3.85	20	836.59996784	0	2.5
4.40	20	836.59997374	-0.007	2.5
3.60	20	836.59997102	-0.004	2.5

WCDMA Band 2 , Channel 9400, Frequency 1880.0 MHz

Reference Frequency: WCDMA Band 2 Mid Channel 1880.0 MHz @ 20°C				
Limit: +/- 2.5 ppm = 4700.000 Hz				
Power Supply [Vdc]	Environment Temperature [°C]	Frequency Deviation Measured with Time Elapse		
		[MHz]	Delta [ppm]	Limit [ppm]
3.85	50	1880.00002183	0.003	2.5
3.85	40	1880.00002373	0.002	2.5
3.85	30	1880.00002629	0.000	2.5
3.85	20	1880.00002692	0	2.5
3.85	10	1880.00002788	-0.001	2.5
3.85	0	1880.00002848	-0.001	2.5
3.85	-10	1880.00002280	0.002	2.5
3.85	-20	1880.00001979	0.004	2.5
3.85	-30	1880.00001926	0.004	2.5

Reference Frequency: WCDMA Band 2 Mid Channel 1880.0 MHz @ 20°C				
Limit: +/- 2.5 ppm = 4700.000 Hz				
Power Supply [Vdc]	Environment Temperature [°C]	Frequency Deviation Measured with Time Elapse		
		[MHz]	Delta [ppm]	Limit [ppm]
3.85	20	1880.00002692	0	2.5
4.40	20	1880.00002621	0.000	2.5
3.60	20	1880.00002885	-0.001	2.5

WCDMA Band 4, Channel 1413, Frequency 1732.6 MHz

Reference Frequency: WCDMA Band 4 Mid Channel 1732.6 MHz @ 20°C				
Limit: +/- 2.5 ppm = 4331.500 Hz				
Power Supply [Vdc]	Environment Temperature [°C]	Frequency Deviation Measured with Time Elapse		
		[MHz]	Delta [ppm]	Limit [ppm]
3.85	50	1732.59998347	0.000	2.5
3.85	40	1732.59998088	0.002	2.5
3.85	30	1732.59997486	0.005	2.5
3.85	20	1732.59998350	0	2.5
3.85	10	1732.59998019	0.002	2.5
3.85	0	1732.59997978	0.002	2.5
3.85	-10	1732.59997561	0.005	2.5
3.85	-20	1732.59997457	0.005	2.5
3.85	-30	1732.59997365	0.006	2.5

Reference Frequency: WCDMA Band 4 Mid Channel 1732.6 MHz @ 20°C				
Limit: +/- 2.5 ppm = 4331.500 Hz				
Power Supply [Vdc]	Environment Temperature [°C]	Frequency Deviation Measured with Time Elapse		
		[MHz]	Delta [ppm]	Limit [ppm]
3.85	20	1732.59998350	0	2.5
4.40	20	1732.59997510	0.005	2.5
3.60	20	1732.59997326	0.006	2.5

LTE Band 66, Channel 132322, Frequency 1745.0 MHz

Reference Frequency: LTE Band 66 Mid Channel 1745 MHz @ 20°C				
Limit: +- 2.5 ppm = 4362.500 Hz				
Power Supply [Vdc]	Environment Temperature [°C]	Frequency Deviation Measured with Time Elapse		
		[MHz]	Delta [ppm]	Limit [ppm]
3.85	50	1744.99998159	-0.002	2.5
3.85	40	1744.99997741	0.001	2.5
3.85	30	1744.99997841	0.000	2.5
3.85	20	1744.99997886	0	2.5
3.85	10	1744.99997231	0.004	2.5
3.85	0	1744.99997931	0.000	2.5
3.85	-10	1744.99997256	0.004	2.5
3.85	-20	1744.99997436	0.003	2.5
3.85	-30	1744.99997728	0.001	2.5

Reference Frequency: LTE Band 66 Mid Channel 1745 MHz @ 20°C				
Limit: +- 2.5 ppm = 4362.500 Hz				
Power Supply [Vdc]	Environment Temperature [°C]	Frequency Deviation Measured with Time Elapse		
		[MHz]	Delta [ppm]	Limit [ppm]
3.85	20	1744.99997886	0	2.5
4.40	20	1744.99997415	0.003	2.5
3.60	20	1744.99997746	0.001	2.5

LTE Band 2, Channel 18900, Frequency 1880.0 MHz

Reference Frequency: LTE Band 2 Mid Channel 1880 MHz @ 20°C				
Limit: +- 2.5 ppm = 4700.000 Hz				
Power Supply [Vdc]	Environment Temperature [°C]	Frequency Deviation Measured with Time Elapse		
		[MHz]	Delta [ppm]	Limit [ppm]
3.85	50	1880.00002503	-0.003	2.5
3.85	40	1880.00002698	-0.004	2.5
3.85	30	1880.00002053	-0.001	2.5
3.85	20	1880.00001954	0	2.5
3.85	10	1880.00002270	-0.002	2.5
3.85	0	1880.00002267	-0.002	2.5
3.85	-10	1880.00002681	-0.004	2.5
3.85	-20	1880.00002012	0.000	2.5
3.85	-30	1880.00002117	-0.001	2.5

Reference Frequency: LTE Band 2 Mid Channel 1880 MHz @ 20°C				
Limit: +- 2.5 ppm = 4700.000 Hz				
Power Supply [Vdc]	Environment Temperature [°C]	Frequency Deviation Measured with Time Elapse		
		[MHz]	Delta [ppm]	Limit [ppm]
3.85	20	1880.00001954	0	2.5
4.40	20	1880.00002390	-0.002	2.5
3.60	20	1880.00002644	-0.004	2.5

LTE Band 13, Channel 23230, Frequency 782.0 MHz

Reference Frequency: LTE Band 13 Mid Channel 782 MHz @ 20°C				
Limit: +- 2.5 ppm = 1955.000 Hz				
Power Supply [Vdc]	Environment Temperature [°C]	Frequency Deviation Measured with Time Elapse		
		[MHz]	Delta [ppm]	Limit [ppm]
3.85	50	782.0000902	0.006	2.5
3.85	40	782.0000881	0.006	2.5
3.85	30	782.0001351	0.000	2.5
3.85	20	782.0001336	0	2.5
3.85	10	782.0000413	0.012	2.5
3.85	0	782.0000675	0.008	2.5
3.85	-10	782.0000664	0.009	2.5
3.85	-20	782.0000742	0.008	2.5
3.85	-30	782.0000467	0.011	2.5

Reference Frequency: LTE Band 13 Mid Channel 782 MHz @ 20°C				
Limit: +- 2.5 ppm = 1955.000 Hz				
Power Supply [Vdc]	Environment Temperature [°C]	Frequency Deviation Measured with Time Elapse		
		[MHz]	Delta [ppm]	Limit [ppm]
3.85	20	782.0001336	0	2.5
4.40	20	782.0000988	0.004	2.5
3.60	20	782.0000989	0.004	2.5

LTE Band 12, Channel 23095, Frequency 707.5 MHz

Reference Frequency: LTE Band 12 Mid Channel 707.5 MHz @ 20°C				
Limit: +- 2.5 ppm = 1768.750 Hz				
Power Supply [Vdc]	Environment Temperature [°C]	Frequency Deviation Measured with Time Elapse		
		[MHz]	Delta [ppm]	Limit [ppm]
3.85	50	707.50001675	-0.001	2.5
3.85	40	707.50001739	-0.002	2.5
3.85	30	707.50002159	-0.008	2.5
3.85	20	707.50001573	0	2.5
3.85	10	707.50002364	-0.011	2.5
3.85	0	707.50002281	-0.010	2.5
3.85	-10	707.50001915	-0.005	2.5
3.85	-20	707.50002166	-0.008	2.5
3.85	-30	707.50001597	0.000	2.5

Reference Frequency: LTE Band 12 Mid Channel 707.5 MHz @ 20°C				
Limit: +- 2.5 ppm = 1768.750 Hz				
Power Supply [Vdc]	Environment Temperature [°C]	Frequency Deviation Measured with Time Elapse		
		[MHz]	Delta [ppm]	Limit [ppm]
3.85	20	707.50001573	0	2.5
4.40	20	707.50002002	-0.006	2.5
3.60	20	707.50002364	-0.011	2.5

LTE Band 41 , Channel 40620, Frequency 2593.0 MHz

Reference Frequency: LTE Band 41 Mid Channel 2593 MHz @ 20°C				
Limit: +- 2.5 ppm = 6482.500 Hz				
Power Supply [Vdc]	Environment Temperature [°C]	Frequency Deviation Measured with Time Elapse		
		[MHz]	Delta [ppm]	Limit [ppm]
3.85	50	2592.99993394	0.002	2.5
3.85	40	2592.99993269	0.002	2.5
3.85	30	2592.99994272	-0.002	2.5
3.85	20	2592.99993858	0	2.5
3.85	10	2592.99993286	0.002	2.5
3.85	0	2592.99994185	-0.001	2.5
3.85	-10	2592.99993660	0.001	2.5
3.85	-20	2592.99993804	0.000	2.5
3.85	-30	2592.99993469	0.002	2.5

Reference Frequency: LTE Band 41 Mid Channel 2593 MHz @ 20°C				
Limit: +- 2.5 ppm = 6482.500 Hz				
Power Supply [Vdc]	Environment Temperature [°C]	Frequency Deviation Measured with Time Elapse		
		[MHz]	Delta [ppm]	Limit [ppm]
3.85	20	2592.99993858	0	2.5
4.40	20	2592.99993465	0.002	2.5
3.60	20	2592.99993909	0.000	2.5

LTE Band 5 , Channel 20524, Frequency 836.5 MHz

Reference Frequency: LTE Band 5 Mid Channel 836.5 MHz @ 20°C				
Limit: +- 2.5 ppm = 2091.250 Hz				
Power Supply [Vdc]	Environment Temperature [°C]	Frequency Deviation Measured with Time Elapse		
		[MHz]	Delta [ppm]	Limit [ppm]
3.85	50	836.50001642	0.007	2.5
3.85	40	836.50002343	-0.002	2.5
3.85	30	836.50002051	0.002	2.5
3.85	20	836.50002198	0	2.5
3.85	10	836.50001627	0.007	2.5
3.85	0	836.50001772	0.005	2.5
3.85	-10	836.50002133	0.001	2.5
3.85	-20	836.50002177	0.000	2.5
3.85	-30	836.50002254	-0.001	2.5

Reference Frequency: LTE Band 5 Mid Channel 836.5 MHz @ 20°C				
Limit: +- 2.5 ppm = 2091.250 Hz				
Power Supply [Vdc]	Environment Temperature [°C]	Frequency Deviation Measured with Time Elapse		
		[MHz]	Delta [ppm]	Limit [ppm]
3.85	20	836.50002198	0	2.5
4.40	20	836.50001931	0.003	2.5
3.60	20	836.50001630	0.007	2.5

LTE Band 4

Due to frequency range and same output power setting, test was carried in LTE Band 66 to cover both LTE Band 66 and LTE Band 4.

LTE Band 17

Due to frequency range and same output power setting, test was carried in LTE Band 12 to cover both LTE Band 12 and LTE Band 17.

10. RADIATED TEST RESULTS

10.1. RADIATED POWER (ERP & EIRP)

RULE PART(S)

FCC: §2.1046, §22.913, §24.232 and §27.50

LIMITS

22.913(a) - The ERP of mobile transmitters and auxiliary test transmitters must not exceed 7 Watts.

24.232(c) - Mobile/portable stations are limited to 2 watts e.i.r.p. peak power and the equipment must employ means to limit the power to the minimum necessary for successful communications.

27.50(h) - (2) Mobile stations are limited to 2.0 watts EIRP. All user stations are limited to 2.0 watts transmitter output power.

27.50(b) (10) - Portable stations (hand-held devices) transmitting in the 746-757 MHz, 776-788 MHz, and 805-806 MHz bands are limited to 3 watts ERP.

27.50(c) (10) - Portable stations (hand-held devices) in the 600 MHz uplink band and the 698-746 MHz band, and fixed and mobile stations in the 600 MHz uplink band are limited to 3 watts ERP.

27.50(d) - (4) Fixed, mobile, and portable (hand-held) stations operating in the 1710-1755 MHz band and mobile and portable stations operating in the 1695-1710 MHz and 1755-1780 MHz bands are limited to 1 watt EIRP.(Band 4)

In addition, when the transmitter power is measured in terms of average value, the peak-to-average ratio of the power shall not exceed 13dB.

TEST PROCEDURE

ANSI / TIA / EIA 603 E Clause 2.2.17; ESU40 setting reference to 971168 D01 v03

For peak power measurement with a ESU40:

a) Set the RBW \geq OBW; b) Set VBW $\geq 3 \times$ RBW; c) Set span $\geq 2 \times$ RBW; d) Sweep time = auto couple; e) Detector = peak; f) Ensure that the number of measurement points \geq span/RBW; g) Trace mode = max hold;

For average power measurement with a ESU40:

a) Set span to at least 1.5 times the OBW; b) Set RBW = 1-5% of the OBW, not to exceed 1 MHz; c) Set VBW $\geq 3 \times$ RBW; d) Set number of points in sweep $\geq 2 \times$ span / RBW; e) Sweep time = auto-couple; f) Detector = RMS (power averaging); g) Use free run trigger If burst duty cycle ≥ 98 ; h) Use trigger to capture bursts If burst duty cycle < 98 ; i) Trace average at least 100 traces in power averaging (*i.e.*, RMS) mode. j) Compute the power by integrating the spectrum across the OBW of the signal using the instrument's band power measurement function. (RBW/VBW are automatically set for LTE B41)

TEST RESULTS

10.1.1. ERP/EIRP Results

GSM

Band	Mode	Channel	f [MHz]	ERP / EIRP	
				[dBm]	[mW]
GSM850	GPRS	512	824.2	27.80	602.56
		661	836.6	26.61	458.14
		810	848.8	25.59	362.24
	EGPRS	512	824.2	22.75	188.36
		661	836.6	21.09	128.53
		810	848.8	19.51	89.33
GSM1900	GPRS	512	1850.2	27.25	530.88
		661	1880.0	27.41	550.81
		810	1909.8	27.89	615.18
	EGPRS	512	1850.2	24.26	266.69
		661	1880.0	24.10	257.04
		810	1909.8	24.79	301.30

WCDMA

Band	Mode	Channel	f [MHz]	ERP / EIRP	
				[dBm]	[mW]
Band 5	REL99	4132	826.4	17.37	54.58
		4183	836.6	17.31	53.83
		4233	846.6	16.91	49.09
	HSDPA	4132	826.4	15.55	35.89
		4183	836.6	14.83	30.41
		4233	846.6	14.49	28.12
Band 2	REL99	9262	1852.4	19.07	80.72
		9400	1880.0	19.16	82.41
		9538	1907.6	18.26	66.99
	HSDPA	9262	1852.4	18.77	75.34
		9400	1880.0	18.64	73.11
		9538	1907.6	18.28	67.30

WCDMA

Band	Mode	Channel	f [MHz]	ERP / EIRP	
				[dBm]	[mW]
Band 4	REL99	1312	1712.4	22.33	171.00
		1413	1732.6	22.43	174.98
		1513	1752.6	20.33	107.89
	HSDPA	1312	1712.4	21.70	147.91
		1413	1732.6	21.49	140.93
		1513	1752.6	19.80	95.50

LTE Band 5

Band	BW [MHz]	Mode	RB/RB Size	f [MHz]	ERP / EIRP	
			Full RB		[dBm]	[mW]
Band 5	10	QPSK	50/0	829.0	14.72	29.65
			50/0	836.5	14.54	28.44
			50/0	844.0	14.20	26.30
		16QAM	50/0	829.0	13.63	23.07
			50/0	836.5	13.48	22.28
			50/0	844.0	13.11	20.46
	5	QPSK	25/0	826.5	14.96	31.33
			25/0	836.5	14.10	25.70
			25/0	846.5	13.99	25.06
		16QAM	25/0	826.5	13.80	23.99
			25/0	836.5	13.03	20.09
			25/0	846.5	12.83	19.19
	3	QPSK	15/0	825.5	14.55	28.51
			15/0	836.5	13.71	23.50
			15/0	847.5	13.87	24.38
		16QAM	15/0	825.5	13.42	21.98
			15/0	836.5	12.62	18.28
			15/0	847.5	12.73	18.75
	1.4	QPSK	6/0	824.7	11.91	15.52
			6/0	836.5	11.59	14.42
			6/0	848.3	11.78	15.07
		16QAM	6/0	824.7	10.81	12.05
			6/0	836.5	10.43	11.04
			6/0	848.3	10.66	11.64

LTE Band 41

Band	BW [MHz]	Mode	RB/RB Size	f [MHz]	ERP / EIRP	
			Full RB		[dBm]	[mW]
Band 41	20	QPSK	100/0	2506.0	15.18	32.96
			100/0	2593.0	18.15	65.31
			100/0	2680.0	17.22	52.72
		16QAM	100/0	2506.0	14.23	26.49
			100/0	2593.0	17.22	52.72
			100/0	2680.0	16.27	42.36
	15	QPSK	75/0	2503.5	15.37	34.43
			75/0	2593.0	17.00	50.12
			75/0	2682.5	17.74	59.43
		16QAM	75/0	2503.5	14.42	27.67
			75/0	2593.0	16.09	40.64
			75/0	2682.5	16.79	47.75
	10	QPSK	50/0	2501.0	14.32	27.04
			50/0	2593.0	17.55	56.89
			50/0	2685.0	17.42	55.21
		16QAM	50/0	2501.0	13.38	21.78
			50/0	2593.0	16.64	46.13
			50/0	2685.0	16.61	45.81
	5	QPSK	25/0	2498.5	15.79	37.93
			25/0	2593.0	17.75	59.57
			25/0	2687.5	17.94	62.23
		16QAM	25/0	2498.5	14.86	30.62
			25/0	2593.0	16.89	48.87
			25/0	2687.5	16.86	48.53

LTE Band 4

Due to frequency range and same output power setting, test was carried in LTE Band 66 to cover both LTE Band 66 and LTE Band 4.

LTE Band 17

Due to frequency range and same output power setting, test was carried in LTE Band 12 to cover both LTE Band 12 and LTE Band 17.

LTE Band 66

Band	BW [MHz]	Mode	RB/RB Size	f [MHz]	ERP / EIRP	
			Full RB		[dBm]	[mW]
Band 66	20	QPSK	100/0	1720.0	19.58	90.78
			100/0	1745.0	18.77	75.34
			100/0	1770.0	19.33	85.70
		16QAM	100/0	1720.0	19.01	79.62
			100/0	1745.0	17.80	60.26
			100/0	1770.0	18.22	66.37
	15	QPSK	75/0	1717.5	20.22	105.20
			75/0	1745.0	18.96	78.70
			75/0	1772.5	19.55	90.16
		16QAM	75/0	1717.5	19.19	82.99
			75/0	1745.0	17.90	61.66
			75/0	1772.5	18.39	69.02
	10	QPSK	50/0	1715.0	19.43	87.70
			50/0	1745.0	19.07	80.72
			50/0	1775.0	19.23	83.75
		16QAM	50/0	1715.0	18.33	68.08
			50/0	1745.0	18.06	63.97
			50/0	1775.0	18.17	65.61
	5	QPSK	25/0	1712.5	19.03	79.98
			25/0	1745.0	19.37	86.50
			25/0	1777.5	18.98	79.07
		16QAM	25/0	1712.5	18.06	63.97
			25/0	1745.0	18.59	72.28
			25/0	1777.5	17.86	61.09
	3	QPSK	15/0	1711.5	19.51	89.33
			15/0	1745.0	18.47	70.31
			15/0	1778.5	18.43	69.66
		16QAM	15/0	1711.5	18.45	69.98
			15/0	1745.0	17.27	53.33
			15/0	1778.5	17.36	54.45
1.4	QPSK	6/0	1710.7	17.14	51.76	
		6/0	1745.0	15.86	38.55	
		6/0	1779.3	16.13	41.02	
	16QAM	6/0	1710.7	16.02	39.99	
		6/0	1745.0	14.83	30.41	
		6/0	1779.3	15.20	33.11	

LTE Band 2

Band	BW [MHz]	Mode	RB/RB Size	f [MHz]	ERP / EIRP	
			Full RB		[dBm]	[mW]
Band 2	20	QPSK	100/0	1860.0	18.33	68.08
			100/0	1880.0	17.61	57.68
			100/0	1900.0	18.04	63.68
		16QAM	100/0	1860.0	17.70	58.88
			100/0	1880.0	16.68	46.56
			100/0	1900.0	17.10	51.29
	15	QPSK	75/0	1857.5	18.73	74.64
			75/0	1880.0	17.91	61.80
			75/0	1902.5	17.47	55.85
		16QAM	75/0	1857.5	17.73	59.29
			75/0	1880.0	16.92	49.20
			75/0	1902.5	16.48	44.46
	10	QPSK	50/0	1855.0	16.67	46.45
			50/0	1880.0	17.40	54.95
			50/0	1905.0	16.03	40.09
		16QAM	50/0	1855.0	15.76	37.67
			50/0	1880.0	16.23	41.98
			50/0	1905.0	14.95	31.26
	5	QPSK	25/0	1852.5	17.44	55.46
			25/0	1880.0	16.83	48.19
			25/0	1907.5	15.65	36.73
		16QAM	25/0	1852.5	16.67	46.45
			25/0	1880.0	15.59	36.22
			25/0	1907.5	14.65	29.17
	3	QPSK	15/0	1851.5	17.63	57.94
			15/0	1880.0	17.76	59.70
			15/0	1908.5	16.89	48.87
		16QAM	15/0	1851.5	16.76	47.42
			15/0	1880.0	16.74	47.21
			15/0	1908.5	15.86	38.55
1.4	QPSK	6/0	1850.7	15.94	39.26	
		6/0	1880.0	15.46	35.16	
		6/0	1909.3	14.45	27.86	
	16QAM	6/0	1850.7	14.95	31.26	
		6/0	1880.0	14.57	28.64	
		6/0	1909.3	13.44	22.08	

LTE Band 13

Band	BW [MHz]	Mode	RB/RB Size	f [MHz]	ERP / EIRP	
			Full RB		[dBm]	[mW]
Band 13	10	QPSK	50/0	782.0	12.01	15.89
		16QAM	50/0	782.0	10.91	12.33
	5	QPSK	25/0	779.5	9.49	8.89
			25/0	782.0	8.40	6.92
			25/0	784.5	9.33	8.57
		16QAM	25/0	779.5	8.29	6.75
			25/0	782.0	9.46	8.83
			25/0	784.5	8.12	6.49

LTE Band 12

Band	BW [MHz]	Mode	RB/RB Size	f [MHz]	ERP / EIRP	
			Full RB		[dBm]	[mW]
Band 12	10	QPSK	50/0	704.0	11.77	15.03
			50/0	707.5	11.65	14.62
			50/0	711.0	11.57	14.35
		16QAM	50/0	704.0	10.36	10.86
			50/0	707.5	10.19	10.45
			50/0	711.0	10.16	10.38
	5	QPSK	25/0	701.5	11.46	14.00
			25/0	707.5	11.28	13.43
			25/0	713.5	11.16	13.06
		16QAM	25/0	701.5	10.02	10.05
			25/0	707.5	9.79	9.53
			25/0	713.5	9.73	9.40
	3	QPSK	15/0	700.5	11.51	14.16
			15/0	707.5	11.15	13.03
			15/0	714.5	11.27	13.40
		16QAM	15/0	700.5	10.05	10.12
			15/0	707.5	9.68	9.29
			15/0	714.5	9.76	9.46
	1.4	QPSK	6/0	699.7	9.15	8.22
			6/0	707.5	8.86	7.69
			6/0	715.3	9.14	8.20
		16QAM	6/0	699.7	7.66	5.83
			6/0	707.5	7.32	5.40
			6/0	715.3	7.70	5.89

10.1.2. ERP/EIRP DATA

GSM 850

		UL Verification Services, Inc. High Frequency Substitution Measurement								
		Company: Samsung Project #: 4788371662 Date: 2018-03-13 Test Engineer: 47989 Configuration: EUT / X-Position Location: Chamber 2 Mode: GPRS 850 MHz Fundamentals <u>Test Equipment:</u> Receiving: VULB9163-749, and Chamber 2 SMA Cables Substitution: Dipole 3121_DB4, 3m N-type Cable								
GSM	GSM850 GPRS	f MHz	SG reading (dBm)	Ant. Pol. (H/V)	Cable Loss (dB)	Antenna Gain (dBd)	ERP (dBm)	Limit (dBm)	Delta (dB)	Notes
				Low Ch						
		824.20	23.92	V	1.0	-1.5	21.49	38.5	-17.0	
		824.20	30.23	H	1.0	-1.5	27.80	38.5	-10.7	
		Mid Ch								
		836.60	22.88	V	1.0	-1.4	20.50	38.5	-18.0	
		836.60	28.99	H	1.0	-1.4	26.61	38.5	-11.9	
		High Ch								
		848.80	22.62	V	1.0	-1.4	20.27	38.5	-18.2	
		848.80	27.94	H	1.0	-1.4	25.59	38.5	-12.9	

		UL Verification Services, Inc. High Frequency Substitution Measurement								
		Company: Samsung Project #: 4788371662 Date: 2018-03-13 Test Engineer: 47989 Configuration: EUT / X-Position Location: Chamber 2 Mode: EGPRS 850 MHz Fundamentals <u>Test Equipment:</u> Receiving: VULB9163-749, and Chamber 2 SMA Cables Substitution: Dipole 3121_DB4, 3m N-type Cable								
GSM	GSM850 EGPRS	f MHz	SG reading (dBm)	Ant. Pol. (H/V)	Cable Loss (dB)	Antenna Gain (dBd)	ERP (dBm)	Limit (dBm)	Delta (dB)	Notes
				Low Ch						
		824.20	18.89	V	1.0	-1.5	16.46	38.5	-22.0	
		824.20	25.18	H	1.0	-1.5	22.75	38.5	-15.7	
		Mid Ch								
		836.60	17.53	V	1.0	-1.4	15.15	38.5	-23.3	
		836.60	23.47	H	1.0	-1.4	21.09	38.5	-17.4	
		High Ch								
		848.80	16.77	V	1.0	-1.4	14.42	38.5	-24.1	
		848.80	21.86	H	1.0	-1.4	19.51	38.5	-19.0	

GSM 1900

GSM GSM1900 GPRS	UL Verification Services, Inc. High Frequency Substitution Measurement								
	Company: Samsung								
	Project #: 4788371662								
	Date: 2018-03-12								
	Test Engineer: 47989								
	Configuration: EUT / Y-Position								
	Location: Chamber 2								
	Mode: GPRS 1900 MHz Fundamentals								
	Test Equipment: Receiving: Horn 3117[00168724], and Chamber 2 SMA Cables Substitution: Horn 3115[00161451], 3m N-type Cable								
	f	SG reading	Ant. Pol.	Cable Loss	Antenna Gain	EIRP	Limit	Delta	Notes
	MHz	(dBm)	(H/V)	(dB)	(dBi)	(dBm)	(dBm)	(dB)	
	Low Ch								
	1850.20	22.24	V	4.5	9.5	27.25	33.0	-5.7	
	1850.20	18.30	H	4.5	9.5	23.31	33.0	-9.7	
	Mid Ch								
1880.00	22.73	V	4.5	9.2	27.41	33.0	-5.6		
1880.00	17.06	H	4.5	9.2	21.74	33.0	-11.3		
High Ch									
1909.80	23.58	V	4.6	8.9	27.89	33.0	-5.1		
1909.80	17.11	H	4.6	8.9	21.42	33.0	-11.6		

GSM GSM1900 EGPRS	UL Verification Services, Inc. High Frequency Substitution Measurement								
	Company: Samsung								
	Project #: 4788371662								
	Date: 2018-03-12								
	Test Engineer: 47989								
	Configuration: EUT / Y-Position								
	Location: Chamber 2								
	Mode: EGPRS 1900 MHz Fundamentals								
	Test Equipment: Receiving: Horn 3117[00168724], and Chamber 2 SMA Cables Substitution: Horn 3115[00161451], 3m N-type Cable								
	f	SG reading	Ant. Pol.	Cable Loss	Antenna Gain	EIRP	Limit	Delta	Notes
	MHz	(dBm)	(H/V)	(dB)	(dBi)	(dBm)	(dBm)	(dB)	
	Low Ch								
	1850.20	19.25	V	4.5	9.5	24.26	33.0	-8.7	
	1850.20	15.56	H	4.5	9.5	20.57	33.0	-12.4	
	Mid Ch								
1880.00	19.42	V	4.5	9.2	24.10	33.0	-8.9		
1880.00	15.19	H	4.5	9.2	19.87	33.0	-13.1		
High Ch									
1909.80	20.48	V	4.6	8.9	24.79	33.0	-8.2		
1909.80	15.38	H	4.6	8.9	19.69	33.0	-13.3		

WCDMA Band 5

WCDMA Band 5 REL99	UL Verification Services, Inc. High Frequency Substitution Measurement								
	Company: Samsung Project #: 4788371662 Date: 2018-02-22 Test Engineer: 47989 Configuration: EUT / X-Position Location: Chamber 2 Mode: Rel99 Band 5 Fundamentals Test Equipment: Receiving: VULB9163-749, and Chamber 2 SMA Cables Substitution: Dipole 3121_DB4, 3m N-type Cable								
	f	SG reading	Ant. Pol.	Cable Loss	Antenna Gain	ERP	Limit	Delta	Notes
	MHz	(dBm)	(H/V)	(dB)	(dBd)	(dBm)	(dBm)	(dB)	
	Low Ch								
	826.40	11.81	V	1.0	-1.5	9.39	38.5	-29.1	
	826.40	19.79	H	1.0	-1.5	17.37	38.5	-21.1	
	Mid Ch								
	836.60	11.20	V	1.0	-1.4	8.82	38.5	-29.7	
	836.60	19.69	H	1.0	-1.4	17.31	38.5	-21.2	
	High Ch								
	846.60	10.69	V	1.0	-1.4	8.34	38.5	-30.2	
	846.60	19.26	H	1.0	-1.4	16.91	38.5	-21.6	
WCDMA Band 5 HSDPA	UL Verification Services, Inc. High Frequency Substitution Measurement								
	Company: Samsung Project #: 4788371662 Date: 2018-02-22 Test Engineer: 47989 Configuration: EUT / X-Position Location: Chamber 2 Mode: HSDPA Band 5 Fundamentals Test Equipment: Receiving: VULB9163-749, and Chamber 2 SMA Cables Substitution: Dipole 3121_DB4, 3m N-type Cable								
	f	SG reading	Ant. Pol.	Cable Loss	Antenna Gain	ERP	Limit	Delta	Notes
	MHz	(dBm)	(H/V)	(dB)	(dBd)	(dBm)	(dBm)	(dB)	
	Low Ch								
	826.40	9.49	V	1.0	-1.5	7.07	38.5	-31.4	
	826.40	17.97	H	1.0	-1.5	15.55	38.5	-23.0	
	Mid Ch								
	836.60	8.30	V	1.0	-1.4	5.92	38.5	-32.6	
	836.60	17.21	H	1.0	-1.4	14.83	38.5	-23.7	
	High Ch								
	846.60	7.94	V	1.0	-1.4	5.59	38.5	-32.9	
	846.60	16.84	H	1.0	-1.4	14.49	38.5	-24.0	

WCDMA Band 2

WCDMA Band 2 REL99	UL Verification Services, Inc. High Frequency Substitution Measurement																																																																																																	
	Company:		Samsung																																																																																															
	Project #:		4788371662																																																																																															
	Date:		2018-03-01																																																																																															
	Test Engineer:		47989																																																																																															
	Configuration:		EUT / Y-Position																																																																																															
	Location:		Chamber 1																																																																																															
	Mode:		Rel99 Band 2 Fundamentals																																																																																															
	Test Equipment:		Receiving: Horn 3117[00168717], and Chamber 1 SMA Cables Substitution: Horn 3115[00161451], 3m N-type Cable																																																																																															
			<table border="1"> <thead> <tr> <th>f MHz</th> <th>SG reading (dBm)</th> <th>Ant. Pol. (H/V)</th> <th>Cable Loss (dB)</th> <th>Antenna Gain (dBi)</th> <th>EIRP (dBm)</th> <th>Limit (dBm)</th> <th>Delta (dB)</th> <th>Notes</th> </tr> </thead> <tbody> <tr> <td colspan="9">Low Ch</td> </tr> <tr> <td>1852.40</td> <td>14.08</td> <td>V</td> <td>4.5</td> <td>9.5</td> <td>19.07</td> <td>33.0</td> <td>-13.9</td> <td></td> </tr> <tr> <td>1852.40</td> <td>9.44</td> <td>H</td> <td>4.5</td> <td>9.5</td> <td>14.43</td> <td>33.0</td> <td>-18.6</td> <td></td> </tr> <tr> <td colspan="9">Mid Ch</td> </tr> <tr> <td>1880.00</td> <td>14.48</td> <td>V</td> <td>4.5</td> <td>9.2</td> <td>19.16</td> <td>33.0</td> <td>-13.8</td> <td></td> </tr> <tr> <td>1880.00</td> <td>9.56</td> <td>H</td> <td>4.5</td> <td>9.2</td> <td>14.24</td> <td>33.0</td> <td>-18.8</td> <td></td> </tr> <tr> <td colspan="9">High Ch</td> </tr> <tr> <td>1907.60</td> <td>13.92</td> <td>V</td> <td>4.6</td> <td>8.9</td> <td>18.26</td> <td>33.0</td> <td>-14.7</td> <td></td> </tr> <tr> <td>1907.60</td> <td>10.32</td> <td>H</td> <td>4.6</td> <td>8.9</td> <td>14.66</td> <td>33.0</td> <td>-18.3</td> <td></td> </tr> </tbody> </table>							f MHz	SG reading (dBm)	Ant. Pol. (H/V)	Cable Loss (dB)	Antenna Gain (dBi)	EIRP (dBm)	Limit (dBm)	Delta (dB)	Notes	Low Ch									1852.40	14.08	V	4.5	9.5	19.07	33.0	-13.9		1852.40	9.44	H	4.5	9.5	14.43	33.0	-18.6		Mid Ch									1880.00	14.48	V	4.5	9.2	19.16	33.0	-13.8		1880.00	9.56	H	4.5	9.2	14.24	33.0	-18.8		High Ch									1907.60	13.92	V	4.6	8.9	18.26	33.0	-14.7		1907.60	10.32	H	4.6	8.9	14.66	33.0	-18.3
f MHz	SG reading (dBm)	Ant. Pol. (H/V)	Cable Loss (dB)	Antenna Gain (dBi)	EIRP (dBm)	Limit (dBm)	Delta (dB)	Notes																																																																																										
Low Ch																																																																																																		
1852.40	14.08	V	4.5	9.5	19.07	33.0	-13.9																																																																																											
1852.40	9.44	H	4.5	9.5	14.43	33.0	-18.6																																																																																											
Mid Ch																																																																																																		
1880.00	14.48	V	4.5	9.2	19.16	33.0	-13.8																																																																																											
1880.00	9.56	H	4.5	9.2	14.24	33.0	-18.8																																																																																											
High Ch																																																																																																		
1907.60	13.92	V	4.6	8.9	18.26	33.0	-14.7																																																																																											
1907.60	10.32	H	4.6	8.9	14.66	33.0	-18.3																																																																																											
WCDMA Band 2 HSDPA	UL Verification Services, Inc. High Frequency Substitution Measurement																																																																																																	
	Company:		Samsung																																																																																															
	Project #:		4788371662																																																																																															
	Date:		2018-03-01																																																																																															
	Test Engineer:		47989																																																																																															
	Configuration:		EUT / Y-Position																																																																																															
	Location:		Chamber 1																																																																																															
	Mode:		HSDPA Band 2 Fundamentals																																																																																															
	Test Equipment:		Receiving: Horn 3117[00168717], and Chamber 1 SMA Cables Substitution: Horn 3115[00161451], 3m N-type Cable																																																																																															
			<table border="1"> <thead> <tr> <th>f MHz</th> <th>SG reading (dBm)</th> <th>Ant. Pol. (H/V)</th> <th>Cable Loss (dB)</th> <th>Antenna Gain (dBi)</th> <th>EIRP (dBm)</th> <th>Limit (dBm)</th> <th>Delta (dB)</th> <th>Notes</th> </tr> </thead> <tbody> <tr> <td colspan="9">Low Ch</td> </tr> <tr> <td>1852.40</td> <td>13.78</td> <td>V</td> <td>4.5</td> <td>9.5</td> <td>18.77</td> <td>33.0</td> <td>-14.2</td> <td></td> </tr> <tr> <td>1852.40</td> <td>8.63</td> <td>H</td> <td>4.5</td> <td>9.5</td> <td>13.62</td> <td>33.0</td> <td>-19.4</td> <td></td> </tr> <tr> <td colspan="9">Mid Ch</td> </tr> <tr> <td>1880.00</td> <td>13.96</td> <td>V</td> <td>4.5</td> <td>9.2</td> <td>18.64</td> <td>33.0</td> <td>-14.4</td> <td></td> </tr> <tr> <td>1880.00</td> <td>9.19</td> <td>H</td> <td>4.5</td> <td>9.2</td> <td>13.87</td> <td>33.0</td> <td>-19.1</td> <td></td> </tr> <tr> <td colspan="9">High Ch</td> </tr> <tr> <td>1907.60</td> <td>13.94</td> <td>V</td> <td>4.6</td> <td>8.9</td> <td>18.28</td> <td>33.0</td> <td>-14.7</td> <td></td> </tr> <tr> <td>1907.60</td> <td>9.87</td> <td>H</td> <td>4.6</td> <td>8.9</td> <td>14.21</td> <td>33.0</td> <td>-18.8</td> <td></td> </tr> </tbody> </table>							f MHz	SG reading (dBm)	Ant. Pol. (H/V)	Cable Loss (dB)	Antenna Gain (dBi)	EIRP (dBm)	Limit (dBm)	Delta (dB)	Notes	Low Ch									1852.40	13.78	V	4.5	9.5	18.77	33.0	-14.2		1852.40	8.63	H	4.5	9.5	13.62	33.0	-19.4		Mid Ch									1880.00	13.96	V	4.5	9.2	18.64	33.0	-14.4		1880.00	9.19	H	4.5	9.2	13.87	33.0	-19.1		High Ch									1907.60	13.94	V	4.6	8.9	18.28	33.0	-14.7		1907.60	9.87	H	4.6	8.9	14.21	33.0	-18.8
f MHz	SG reading (dBm)	Ant. Pol. (H/V)	Cable Loss (dB)	Antenna Gain (dBi)	EIRP (dBm)	Limit (dBm)	Delta (dB)	Notes																																																																																										
Low Ch																																																																																																		
1852.40	13.78	V	4.5	9.5	18.77	33.0	-14.2																																																																																											
1852.40	8.63	H	4.5	9.5	13.62	33.0	-19.4																																																																																											
Mid Ch																																																																																																		
1880.00	13.96	V	4.5	9.2	18.64	33.0	-14.4																																																																																											
1880.00	9.19	H	4.5	9.2	13.87	33.0	-19.1																																																																																											
High Ch																																																																																																		
1907.60	13.94	V	4.6	8.9	18.28	33.0	-14.7																																																																																											
1907.60	9.87	H	4.6	8.9	14.21	33.0	-18.8																																																																																											

WCDMA Band 4

WCDMA Band 4 REL99		UL Verification Services, Inc. High Frequency Substitution Measurement							
		Company: Samsung Project #: 4788371667 Date: 2018-03-27 Test Engineer: 45585 Configuration: EUT / X-Position Location: Chamber 2 Mode: Rel99 Band 4 Fundamentals							
		Test Equipment: Receiving: Horn 3117[00168724], and Chamber 2 SMA Cables Substitution: Horn 3115[00161451], 3m N-type Cable							
		f MHz	SG reading (dBm)	Ant. Pol. (H/V)	Cable Loss (dB)	Antenna Gain (dBi)	EIRP (dBm)	Limit (dBm)	Delta (dB)
		Low Ch 1712.40 11.60 V 4.3 9.5 16.75 30.0 -13.2 1712.40 17.18 H 4.3 9.5 22.33 30.0 -7.7							
		Mid Ch 1732.60 10.13 V 4.3 9.5 15.33 30.0 -14.7 1732.60 17.24 H 4.3 9.5 22.43 30.0 -7.6							
		High Ch 1752.60 10.53 V 4.4 9.6 15.77 30.0 -14.2 1752.60 15.09 H 4.4 9.6 20.33 30.0 -9.7							
WCDMA Band 4 HSDPA		UL Verification Services, Inc. High Frequency Substitution Measurement							
		Company: Samsung Project #: 4788371667 Date: 2018-03-27 Test Engineer: 45585 Configuration: EUT / X-Position Location: Chamber 2 Mode: HSDPA Band 4 Fundamentals							
		Test Equipment: Receiving: Horn 3117[00168724], and Chamber 2 SMA Cables Substitution: Horn 3115[00161451], 3m N-type Cable							
		f MHz	SG reading (dBm)	Ant. Pol. (H/V)	Cable Loss (dB)	Antenna Gain (dBi)	EIRP (dBm)	Limit (dBm)	Delta (dB)
		Low Ch 1712.40 10.65 V 4.3 9.5 15.80 30.0 -14.2 1712.40 16.55 H 4.3 9.5 21.70 30.0 -8.3							
		Mid Ch 1732.60 9.24 V 4.3 9.5 14.44 30.0 -15.6 1732.60 16.30 H 4.3 9.5 21.49 30.0 -8.5							
		High Ch 1752.60 9.37 V 4.4 9.6 14.61 30.0 -15.4 1752.60 14.56 H 4.4 9.6 19.80 30.0 -10.2							

LTE Band 5

LTE Band 5 10MHz QPSK	UL Verification Services, Inc. High Frequency Substitution Measurement																																																																																																	
	Company: Samsung																																																																																																	
	Project #: 4788371662																																																																																																	
	Date: 2018-02-22																																																																																																	
	Test Engineer: 47989																																																																																																	
	Configuration: EUT / X-Position																																																																																																	
	Location: Chamber 2																																																																																																	
	Mode: LTE_QPSK Band 5 Fundamentals, 10MHz Bandwidth																																																																																																	
	Test Equipment: Receiving: VULB9163-749, and Chamber 2 SMA Cables Substitution: Dipole 3121_DB4, 3m N-type Cable																																																																																																	
	<table border="1"> <thead> <tr> <th>f MHz</th> <th>SG reading (dBm)</th> <th>Ant. Pol. (H/V)</th> <th>Cable Loss (dB)</th> <th>Antenna Gain (dBd)</th> <th>ERP (dBm)</th> <th>Limit (dBm)</th> <th>Delta (dB)</th> <th>Notes</th> </tr> </thead> <tbody> <tr> <td colspan="9">Low Ch</td> </tr> <tr> <td>829.00</td> <td>9.35</td> <td>V</td> <td>1.0</td> <td>-1.5</td> <td>6.94</td> <td>38.5</td> <td>-31.6</td> <td></td> </tr> <tr> <td>829.00</td> <td>17.13</td> <td>H</td> <td>1.0</td> <td>-1.5</td> <td>14.72</td> <td>38.5</td> <td>-23.8</td> <td></td> </tr> <tr> <td colspan="9">Mid Ch</td> </tr> <tr> <td>836.50</td> <td>8.77</td> <td>V</td> <td>1.0</td> <td>-1.4</td> <td>6.39</td> <td>38.5</td> <td>-32.1</td> <td></td> </tr> <tr> <td>836.50</td> <td>16.92</td> <td>H</td> <td>1.0</td> <td>-1.4</td> <td>14.54</td> <td>38.5</td> <td>-24.0</td> <td></td> </tr> <tr> <td colspan="9">High Ch</td> </tr> <tr> <td>844.00</td> <td>8.27</td> <td>V</td> <td>1.0</td> <td>-1.4</td> <td>5.92</td> <td>38.5</td> <td>-32.6</td> <td></td> </tr> <tr> <td>844.00</td> <td>16.56</td> <td>H</td> <td>1.0</td> <td>-1.4</td> <td>14.20</td> <td>38.5</td> <td>-24.3</td> <td></td> </tr> </tbody> </table>									f MHz	SG reading (dBm)	Ant. Pol. (H/V)	Cable Loss (dB)	Antenna Gain (dBd)	ERP (dBm)	Limit (dBm)	Delta (dB)	Notes	Low Ch									829.00	9.35	V	1.0	-1.5	6.94	38.5	-31.6		829.00	17.13	H	1.0	-1.5	14.72	38.5	-23.8		Mid Ch									836.50	8.77	V	1.0	-1.4	6.39	38.5	-32.1		836.50	16.92	H	1.0	-1.4	14.54	38.5	-24.0		High Ch									844.00	8.27	V	1.0	-1.4	5.92	38.5	-32.6		844.00	16.56	H	1.0	-1.4	14.20	38.5	-24.3
f MHz	SG reading (dBm)	Ant. Pol. (H/V)	Cable Loss (dB)	Antenna Gain (dBd)	ERP (dBm)	Limit (dBm)	Delta (dB)	Notes																																																																																										
Low Ch																																																																																																		
829.00	9.35	V	1.0	-1.5	6.94	38.5	-31.6																																																																																											
829.00	17.13	H	1.0	-1.5	14.72	38.5	-23.8																																																																																											
Mid Ch																																																																																																		
836.50	8.77	V	1.0	-1.4	6.39	38.5	-32.1																																																																																											
836.50	16.92	H	1.0	-1.4	14.54	38.5	-24.0																																																																																											
High Ch																																																																																																		
844.00	8.27	V	1.0	-1.4	5.92	38.5	-32.6																																																																																											
844.00	16.56	H	1.0	-1.4	14.20	38.5	-24.3																																																																																											
LTE Band 5 10MHz 16QAM	UL Verification Services, Inc. High Frequency Substitution Measurement																																																																																																	
	Company: Samsung																																																																																																	
	Project #: 4788371662																																																																																																	
	Date: 2018-02-22																																																																																																	
	Test Engineer: 47989																																																																																																	
	Configuration: EUT / X-Position																																																																																																	
	Location: Chamber 2																																																																																																	
	Mode: LTE_16QAM Band 5 Fundamentals, 10MHz Bandwidth																																																																																																	
	Test Equipment: Receiving: VULB9163-749, and Chamber 2 SMA Cables Substitution: Dipole 3121_DB4, 3m N-type Cable																																																																																																	
	<table border="1"> <thead> <tr> <th>f MHz</th> <th>SG reading (dBm)</th> <th>Ant. Pol. (H/V)</th> <th>Cable Loss (dB)</th> <th>Antenna Gain (dBd)</th> <th>ERP (dBm)</th> <th>Limit (dBm)</th> <th>Delta (dB)</th> <th>Notes</th> </tr> </thead> <tbody> <tr> <td colspan="9">Low Ch</td> </tr> <tr> <td>829.00</td> <td>8.30</td> <td>V</td> <td>1.0</td> <td>-1.5</td> <td>5.89</td> <td>38.5</td> <td>-32.6</td> <td></td> </tr> <tr> <td>829.00</td> <td>16.04</td> <td>H</td> <td>1.0</td> <td>-1.5</td> <td>13.63</td> <td>38.5</td> <td>-24.9</td> <td></td> </tr> <tr> <td colspan="9">Mid Ch</td> </tr> <tr> <td>836.50</td> <td>7.66</td> <td>V</td> <td>1.0</td> <td>-1.4</td> <td>5.28</td> <td>38.5</td> <td>-33.2</td> <td></td> </tr> <tr> <td>836.50</td> <td>15.86</td> <td>H</td> <td>1.0</td> <td>-1.4</td> <td>13.48</td> <td>38.5</td> <td>-25.0</td> <td></td> </tr> <tr> <td colspan="9">High Ch</td> </tr> <tr> <td>844.00</td> <td>7.17</td> <td>V</td> <td>1.0</td> <td>-1.4</td> <td>4.82</td> <td>38.5</td> <td>-33.7</td> <td></td> </tr> <tr> <td>844.00</td> <td>15.47</td> <td>H</td> <td>1.0</td> <td>-1.4</td> <td>13.11</td> <td>38.5</td> <td>-25.4</td> <td></td> </tr> </tbody> </table>									f MHz	SG reading (dBm)	Ant. Pol. (H/V)	Cable Loss (dB)	Antenna Gain (dBd)	ERP (dBm)	Limit (dBm)	Delta (dB)	Notes	Low Ch									829.00	8.30	V	1.0	-1.5	5.89	38.5	-32.6		829.00	16.04	H	1.0	-1.5	13.63	38.5	-24.9		Mid Ch									836.50	7.66	V	1.0	-1.4	5.28	38.5	-33.2		836.50	15.86	H	1.0	-1.4	13.48	38.5	-25.0		High Ch									844.00	7.17	V	1.0	-1.4	4.82	38.5	-33.7		844.00	15.47	H	1.0	-1.4	13.11	38.5	-25.4
f MHz	SG reading (dBm)	Ant. Pol. (H/V)	Cable Loss (dB)	Antenna Gain (dBd)	ERP (dBm)	Limit (dBm)	Delta (dB)	Notes																																																																																										
Low Ch																																																																																																		
829.00	8.30	V	1.0	-1.5	5.89	38.5	-32.6																																																																																											
829.00	16.04	H	1.0	-1.5	13.63	38.5	-24.9																																																																																											
Mid Ch																																																																																																		
836.50	7.66	V	1.0	-1.4	5.28	38.5	-33.2																																																																																											
836.50	15.86	H	1.0	-1.4	13.48	38.5	-25.0																																																																																											
High Ch																																																																																																		
844.00	7.17	V	1.0	-1.4	4.82	38.5	-33.7																																																																																											
844.00	15.47	H	1.0	-1.4	13.11	38.5	-25.4																																																																																											

LTE Band 5 5MHz QPSK	UL Verification Services, Inc. High Frequency Substitution Measurement																																																																																																	
	Company: Samsung																																																																																																	
	Project #: 4788371662																																																																																																	
	Date: 2018-02-22																																																																																																	
	Test Engineer: 47989																																																																																																	
	Configuration: EUT / X-Position																																																																																																	
	Location: Chamber 2																																																																																																	
	Mode: LTE_QPSK Band 5 Fundamentals, 5MHz Bandwidth																																																																																																	
	Test Equipment: Receiving: VULB9163-749, and Chamber 2 SMA Cables Substitution: Dipole 3121_DB4, 3m N-type Cable																																																																																																	
	<table border="1"> <thead> <tr> <th>f MHz</th> <th>SG reading (dBm)</th> <th>Ant. Pol. (H/V)</th> <th>Cable Loss (dB)</th> <th>Antenna Gain (dBd)</th> <th>ERP (dBm)</th> <th>Limit (dBm)</th> <th>Delta (dB)</th> <th>Notes</th> </tr> </thead> <tbody> <tr> <td colspan="9">Low Ch</td> </tr> <tr> <td>826.50</td> <td>9.23</td> <td>V</td> <td>1.0</td> <td>-1.5</td> <td>6.81</td> <td>38.5</td> <td>-31.7</td> <td></td> </tr> <tr> <td>826.50</td> <td>17.38</td> <td>H</td> <td>1.0</td> <td>-1.5</td> <td>14.96</td> <td>38.5</td> <td>-23.5</td> <td></td> </tr> <tr> <td colspan="9">Mid Ch</td> </tr> <tr> <td>836.50</td> <td>8.15</td> <td>V</td> <td>1.0</td> <td>-1.4</td> <td>5.77</td> <td>38.5</td> <td>-32.7</td> <td></td> </tr> <tr> <td>836.50</td> <td>16.48</td> <td>H</td> <td>1.0</td> <td>-1.4</td> <td>14.10</td> <td>38.5</td> <td>-24.4</td> <td></td> </tr> <tr> <td colspan="9">High Ch</td> </tr> <tr> <td>846.50</td> <td>7.70</td> <td>V</td> <td>1.0</td> <td>-1.4</td> <td>5.35</td> <td>38.5</td> <td>-33.1</td> <td></td> </tr> <tr> <td>846.50</td> <td>16.34</td> <td>H</td> <td>1.0</td> <td>-1.4</td> <td>13.99</td> <td>38.5</td> <td>-24.5</td> <td></td> </tr> </tbody> </table>									f MHz	SG reading (dBm)	Ant. Pol. (H/V)	Cable Loss (dB)	Antenna Gain (dBd)	ERP (dBm)	Limit (dBm)	Delta (dB)	Notes	Low Ch									826.50	9.23	V	1.0	-1.5	6.81	38.5	-31.7		826.50	17.38	H	1.0	-1.5	14.96	38.5	-23.5		Mid Ch									836.50	8.15	V	1.0	-1.4	5.77	38.5	-32.7		836.50	16.48	H	1.0	-1.4	14.10	38.5	-24.4		High Ch									846.50	7.70	V	1.0	-1.4	5.35	38.5	-33.1		846.50	16.34	H	1.0	-1.4	13.99	38.5	-24.5
f MHz	SG reading (dBm)	Ant. Pol. (H/V)	Cable Loss (dB)	Antenna Gain (dBd)	ERP (dBm)	Limit (dBm)	Delta (dB)	Notes																																																																																										
Low Ch																																																																																																		
826.50	9.23	V	1.0	-1.5	6.81	38.5	-31.7																																																																																											
826.50	17.38	H	1.0	-1.5	14.96	38.5	-23.5																																																																																											
Mid Ch																																																																																																		
836.50	8.15	V	1.0	-1.4	5.77	38.5	-32.7																																																																																											
836.50	16.48	H	1.0	-1.4	14.10	38.5	-24.4																																																																																											
High Ch																																																																																																		
846.50	7.70	V	1.0	-1.4	5.35	38.5	-33.1																																																																																											
846.50	16.34	H	1.0	-1.4	13.99	38.5	-24.5																																																																																											
LTE Band 5 5MHz 16QAM	UL Verification Services, Inc. High Frequency Substitution Measurement																																																																																																	
	Company: Samsung																																																																																																	
	Project #: 4788371662																																																																																																	
	Date: 2018-02-22																																																																																																	
	Test Engineer: 47989																																																																																																	
	Configuration: EUT / X-Position																																																																																																	
	Location: Chamber 2																																																																																																	
	Mode: LTE_16QAM Band 5 Fundamentals, 5MHz Bandwidth																																																																																																	
	Test Equipment: Receiving: VULB9163-749, and Chamber 2 SMA Cables Substitution: Dipole 3121_DB4, 3m N-type Cable																																																																																																	
	<table border="1"> <thead> <tr> <th>f MHz</th> <th>SG reading (dBm)</th> <th>Ant. Pol. (H/V)</th> <th>Cable Loss (dB)</th> <th>Antenna Gain (dBd)</th> <th>ERP (dBm)</th> <th>Limit (dBm)</th> <th>Delta (dB)</th> <th>Notes</th> </tr> </thead> <tbody> <tr> <td colspan="9">Low Ch</td> </tr> <tr> <td>826.50</td> <td>8.14</td> <td>V</td> <td>1.0</td> <td>-1.5</td> <td>5.72</td> <td>38.5</td> <td>-32.8</td> <td></td> </tr> <tr> <td>826.50</td> <td>16.22</td> <td>H</td> <td>1.0</td> <td>-1.5</td> <td>13.80</td> <td>38.5</td> <td>-24.7</td> <td></td> </tr> <tr> <td colspan="9">Mid Ch</td> </tr> <tr> <td>836.50</td> <td>7.06</td> <td>V</td> <td>1.0</td> <td>-1.4</td> <td>4.68</td> <td>38.5</td> <td>-33.8</td> <td></td> </tr> <tr> <td>836.50</td> <td>15.41</td> <td>H</td> <td>1.0</td> <td>-1.4</td> <td>13.03</td> <td>38.5</td> <td>-25.5</td> <td></td> </tr> <tr> <td colspan="9">High Ch</td> </tr> <tr> <td>846.50</td> <td>6.62</td> <td>V</td> <td>1.0</td> <td>-1.4</td> <td>4.27</td> <td>38.5</td> <td>-34.2</td> <td></td> </tr> <tr> <td>846.50</td> <td>15.18</td> <td>H</td> <td>1.0</td> <td>-1.4</td> <td>12.83</td> <td>38.5</td> <td>-25.7</td> <td></td> </tr> </tbody> </table>									f MHz	SG reading (dBm)	Ant. Pol. (H/V)	Cable Loss (dB)	Antenna Gain (dBd)	ERP (dBm)	Limit (dBm)	Delta (dB)	Notes	Low Ch									826.50	8.14	V	1.0	-1.5	5.72	38.5	-32.8		826.50	16.22	H	1.0	-1.5	13.80	38.5	-24.7		Mid Ch									836.50	7.06	V	1.0	-1.4	4.68	38.5	-33.8		836.50	15.41	H	1.0	-1.4	13.03	38.5	-25.5		High Ch									846.50	6.62	V	1.0	-1.4	4.27	38.5	-34.2		846.50	15.18	H	1.0	-1.4	12.83	38.5	-25.7
f MHz	SG reading (dBm)	Ant. Pol. (H/V)	Cable Loss (dB)	Antenna Gain (dBd)	ERP (dBm)	Limit (dBm)	Delta (dB)	Notes																																																																																										
Low Ch																																																																																																		
826.50	8.14	V	1.0	-1.5	5.72	38.5	-32.8																																																																																											
826.50	16.22	H	1.0	-1.5	13.80	38.5	-24.7																																																																																											
Mid Ch																																																																																																		
836.50	7.06	V	1.0	-1.4	4.68	38.5	-33.8																																																																																											
836.50	15.41	H	1.0	-1.4	13.03	38.5	-25.5																																																																																											
High Ch																																																																																																		
846.50	6.62	V	1.0	-1.4	4.27	38.5	-34.2																																																																																											
846.50	15.18	H	1.0	-1.4	12.83	38.5	-25.7																																																																																											

LTE Band 5 3MHz QPSK	UL Verification Services, Inc. High Frequency Substitution Measurement								
	Company: Samsung Project #: 4788371662 Date: 2018-02-22 Test Engineer: 47989 Configuration: EUT / X-Position Location: Chamber 2 Mode: LTE_QPSK Band 5 Fundamentals, 3MHz Bandwidth								
	Test Equipment: Receiving: VULB9163-749, and Chamber 2 SMA Cables Substitution: Dipole 3121_DB4, 3m N-type Cable								
	f MHz	SG reading (dBm)	Ant. Pol. (H/V)	Cable Loss (dB)	Antenna Gain (dBd)	ERP (dBm)	Limit (dBm)	Delta (dB)	Notes
	Low Ch								
	825.50	9.02	V	1.0	-1.5	6.60	38.5	-31.9	
	825.50	16.97	H	1.0	-1.5	14.55	38.5	-24.0	
	Mid Ch								
	836.50	8.07	V	1.0	-1.4	5.69	38.5	-32.8	
	836.50	16.09	H	1.0	-1.4	13.71	38.5	-24.8	
High Ch									
847.50	7.35	V	1.0	-1.4	5.01	38.5	-33.5		
847.50	16.22	H	1.0	-1.4	13.87	38.5	-24.6		
LTE Band 5 3MHz 16QAM	UL Verification Services, Inc. High Frequency Substitution Measurement								
	Company: Samsung Project #: 4788371662 Date: 2018-02-22 Test Engineer: 47989 Configuration: EUT / X-Position Location: Chamber 2 Mode: LTE_16QAM Band 5 Fundamentals, 3MHz Bandwidth								
	Test Equipment: Receiving: VULB9163-749, and Chamber 2 SMA Cables Substitution: Dipole 3121_DB4, 3m N-type Cable								
	f MHz	SG reading (dBm)	Ant. Pol. (H/V)	Cable Loss (dB)	Antenna Gain (dBd)	ERP (dBm)	Limit (dBm)	Delta (dB)	Notes
	Low Ch								
	825.50	7.88	V	1.0	-1.5	5.46	38.5	-33.0	
	825.50	15.84	H	1.0	-1.5	13.42	38.5	-25.1	
	Mid Ch								
	836.50	6.86	V	1.0	-1.4	4.48	38.5	-34.0	
	836.50	15.00	H	1.0	-1.4	12.62	38.5	-25.9	
High Ch									
847.50	6.23	V	1.0	-1.4	3.89	38.5	-34.6		
847.50	15.08	H	1.0	-1.4	12.73	38.5	-25.8		

LTE Band 5 1.4MHz QPSK	UL Verification Services, Inc. High Frequency Substitution Measurement																																																																																																	
	Company: Samsung																																																																																																	
	Project #: 4788371662																																																																																																	
	Date: 2018-02-22																																																																																																	
	Test Engineer: 47989																																																																																																	
	Configuration: EUT / X-Position																																																																																																	
	Location: Chamber 2																																																																																																	
	Mode: LTE_QPSK Band 5 Fundamentals, 1.4MHz Bandwidth																																																																																																	
	Test Equipment: Receiving: VULB9163-749, and Chamber 2 SMA Cables Substitution: Dipole 3121_DB4, 3m N-type Cable																																																																																																	
	<table border="1"> <thead> <tr> <th>f MHz</th> <th>SG reading (dBm)</th> <th>Ant. Pol. (H/V)</th> <th>Cable Loss (dB)</th> <th>Antenna Gain (dBd)</th> <th>ERP (dBm)</th> <th>Limit (dBm)</th> <th>Delta (dB)</th> <th>Notes</th> </tr> </thead> <tbody> <tr> <td colspan="9">Low Ch</td> </tr> <tr> <td>824.70</td> <td>5.42</td> <td>V</td> <td>1.0</td> <td>-1.5</td> <td>2.99</td> <td>38.5</td> <td>-35.5</td> <td></td> </tr> <tr> <td>824.70</td> <td>14.34</td> <td>H</td> <td>1.0</td> <td>-1.5</td> <td>11.91</td> <td>38.5</td> <td>-26.6</td> <td></td> </tr> <tr> <td colspan="9">Mid Ch</td> </tr> <tr> <td>836.50</td> <td>5.37</td> <td>V</td> <td>1.0</td> <td>-1.4</td> <td>2.99</td> <td>38.5</td> <td>-35.5</td> <td></td> </tr> <tr> <td>836.50</td> <td>13.97</td> <td>H</td> <td>1.0</td> <td>-1.4</td> <td>11.59</td> <td>38.5</td> <td>-26.9</td> <td></td> </tr> <tr> <td colspan="9">High Ch</td> </tr> <tr> <td>848.30</td> <td>5.10</td> <td>V</td> <td>1.0</td> <td>-1.4</td> <td>2.75</td> <td>38.5</td> <td>-35.7</td> <td></td> </tr> <tr> <td>848.30</td> <td>14.13</td> <td>H</td> <td>1.0</td> <td>-1.4</td> <td>11.78</td> <td>38.5</td> <td>-26.7</td> <td></td> </tr> </tbody> </table>									f MHz	SG reading (dBm)	Ant. Pol. (H/V)	Cable Loss (dB)	Antenna Gain (dBd)	ERP (dBm)	Limit (dBm)	Delta (dB)	Notes	Low Ch									824.70	5.42	V	1.0	-1.5	2.99	38.5	-35.5		824.70	14.34	H	1.0	-1.5	11.91	38.5	-26.6		Mid Ch									836.50	5.37	V	1.0	-1.4	2.99	38.5	-35.5		836.50	13.97	H	1.0	-1.4	11.59	38.5	-26.9		High Ch									848.30	5.10	V	1.0	-1.4	2.75	38.5	-35.7		848.30	14.13	H	1.0	-1.4	11.78	38.5	-26.7
f MHz	SG reading (dBm)	Ant. Pol. (H/V)	Cable Loss (dB)	Antenna Gain (dBd)	ERP (dBm)	Limit (dBm)	Delta (dB)	Notes																																																																																										
Low Ch																																																																																																		
824.70	5.42	V	1.0	-1.5	2.99	38.5	-35.5																																																																																											
824.70	14.34	H	1.0	-1.5	11.91	38.5	-26.6																																																																																											
Mid Ch																																																																																																		
836.50	5.37	V	1.0	-1.4	2.99	38.5	-35.5																																																																																											
836.50	13.97	H	1.0	-1.4	11.59	38.5	-26.9																																																																																											
High Ch																																																																																																		
848.30	5.10	V	1.0	-1.4	2.75	38.5	-35.7																																																																																											
848.30	14.13	H	1.0	-1.4	11.78	38.5	-26.7																																																																																											
LTE Band 5 1.4MHz 16QAM	UL Verification Services, Inc. High Frequency Substitution Measurement																																																																																																	
	Company: Samsung																																																																																																	
	Project #: 4788371662																																																																																																	
	Date: 2018-02-22																																																																																																	
	Test Engineer: 47989																																																																																																	
	Configuration: EUT / X-Position																																																																																																	
	Location: Chamber 2																																																																																																	
	Mode: LTE_16QAM Band 5 Fundamentals, 1.4MHz Bandwidth																																																																																																	
	Test Equipment: Receiving: VULB9163-749, and Chamber 2 SMA Cables Substitution: Dipole 3121_DB4, 3m N-type Cable																																																																																																	
	<table border="1"> <thead> <tr> <th>f MHz</th> <th>SG reading (dBm)</th> <th>Ant. Pol. (H/V)</th> <th>Cable Loss (dB)</th> <th>Antenna Gain (dBd)</th> <th>ERP (dBm)</th> <th>Limit (dBm)</th> <th>Delta (dB)</th> <th>Notes</th> </tr> </thead> <tbody> <tr> <td colspan="9">Low Ch</td> </tr> <tr> <td>824.70</td> <td>4.42</td> <td>V</td> <td>1.0</td> <td>-1.5</td> <td>1.99</td> <td>38.5</td> <td>-36.5</td> <td></td> </tr> <tr> <td>824.70</td> <td>13.24</td> <td>H</td> <td>1.0</td> <td>-1.5</td> <td>10.81</td> <td>38.5</td> <td>-27.7</td> <td></td> </tr> <tr> <td colspan="9">Mid Ch</td> </tr> <tr> <td>836.50</td> <td>4.28</td> <td>V</td> <td>1.0</td> <td>-1.4</td> <td>1.90</td> <td>38.5</td> <td>-36.6</td> <td></td> </tr> <tr> <td>836.50</td> <td>12.81</td> <td>H</td> <td>1.0</td> <td>-1.4</td> <td>10.43</td> <td>38.5</td> <td>-28.1</td> <td></td> </tr> <tr> <td colspan="9">High Ch</td> </tr> <tr> <td>848.30</td> <td>3.96</td> <td>V</td> <td>1.0</td> <td>-1.4</td> <td>1.61</td> <td>38.5</td> <td>-36.9</td> <td></td> </tr> <tr> <td>848.30</td> <td>13.01</td> <td>H</td> <td>1.0</td> <td>-1.4</td> <td>10.66</td> <td>38.5</td> <td>-27.8</td> <td></td> </tr> </tbody> </table>									f MHz	SG reading (dBm)	Ant. Pol. (H/V)	Cable Loss (dB)	Antenna Gain (dBd)	ERP (dBm)	Limit (dBm)	Delta (dB)	Notes	Low Ch									824.70	4.42	V	1.0	-1.5	1.99	38.5	-36.5		824.70	13.24	H	1.0	-1.5	10.81	38.5	-27.7		Mid Ch									836.50	4.28	V	1.0	-1.4	1.90	38.5	-36.6		836.50	12.81	H	1.0	-1.4	10.43	38.5	-28.1		High Ch									848.30	3.96	V	1.0	-1.4	1.61	38.5	-36.9		848.30	13.01	H	1.0	-1.4	10.66	38.5	-27.8
f MHz	SG reading (dBm)	Ant. Pol. (H/V)	Cable Loss (dB)	Antenna Gain (dBd)	ERP (dBm)	Limit (dBm)	Delta (dB)	Notes																																																																																										
Low Ch																																																																																																		
824.70	4.42	V	1.0	-1.5	1.99	38.5	-36.5																																																																																											
824.70	13.24	H	1.0	-1.5	10.81	38.5	-27.7																																																																																											
Mid Ch																																																																																																		
836.50	4.28	V	1.0	-1.4	1.90	38.5	-36.6																																																																																											
836.50	12.81	H	1.0	-1.4	10.43	38.5	-28.1																																																																																											
High Ch																																																																																																		
848.30	3.96	V	1.0	-1.4	1.61	38.5	-36.9																																																																																											
848.30	13.01	H	1.0	-1.4	10.66	38.5	-27.8																																																																																											

LTE Band 41

LTE Band 41 20MHz QPSK	UL Verification Services, Inc. High Frequency Substitution Measurement								
	Company: Samsung								
	Project #: 4788371667								
	Date: 2018-03-17								
	Test Engineer: 45585								
	Configuration: EUT / X-Position								
	Location: Chamber 2								
	Mode: LTE_QPSK Band 41 Fundamentals, 20MHz Bandwidth								
	Test Equipment: Receiving: Horn 3117[00168724], and Chamber 2 SMA Cables Substitution: Horn 3115[00161451], 3m N-type Cable								
	f MHz	SG reading (dBm)	Ant. Pol. (H/V)	Cable Loss (dB)	Antenna Gain (dBi)	EIRP (dBm)	Limit (dBm)	Delta (dB)	Notes
	Low Ch								
	2506.00	7.56	V	5.3	10.3	12.50	33.0	-20.5	
2506.00	10.25	H	5.3	10.3	15.18	33.0	-17.8		
Mid Ch									
2593.00	9.13	V	5.4	10.1	13.80	33.0	-19.2		
2593.00	13.48	H	5.4	10.1	18.15	33.0	-14.9		
High Ch									
2680.00	10.88	V	5.5	10.2	15.51	33.0	-17.5		
2680.00	12.59	H	5.5	10.2	17.22	33.0	-15.8		
LTE Band 41 20MHz 16QAM	UL Verification Services, Inc. High Frequency Substitution Measurement								
	Company: Samsung								
	Project #: 4788371667								
	Date: 2018-03-17								
	Test Engineer: 45585								
	Configuration: EUT / X-Position								
	Location: Chamber 2								
	Mode: LTE_16QAM Band 41 Fundamentals, 20MHz Bandwidth								
	Test Equipment: Receiving: Horn 3117[00168724], and Chamber 2 SMA Cables Substitution: Horn 3115[00161451], 3m N-type Cable								
	f MHz	SG reading (dBm)	Ant. Pol. (H/V)	Cable Loss (dB)	Antenna Gain (dBi)	EIRP (dBm)	Limit (dBm)	Delta (dB)	Notes
	Low Ch								
	2506.00	6.65	V	5.3	10.3	11.59	33.0	-21.4	
2506.00	9.30	H	5.3	10.3	14.23	33.0	-18.8		
Mid Ch									
2593.00	8.21	V	5.4	10.1	12.88	33.0	-20.1		
2593.00	12.55	H	5.4	10.1	17.22	33.0	-15.8		
High Ch									
2680.00	9.98	V	5.5	10.2	14.61	33.0	-18.4		
2680.00	11.64	H	5.5	10.2	16.27	33.0	-16.7		

LTE Band 41 15MHz QPSK	UL Verification Services, Inc. High Frequency Substitution Measurement																																																																																																	
	Company: Samsung																																																																																																	
	Project #: 4788371667																																																																																																	
	Date: 2018-03-17																																																																																																	
	Test Engineer: 45585																																																																																																	
	Configuration: EUT / X-Position																																																																																																	
	Location: Chamber 2																																																																																																	
	Mode: LTE_QPSK Band 41 Fundamentals, 15MHz Bandwidth																																																																																																	
	Test Equipment: Receiving: Horn 3117[00168724], and Chamber 2 SMA Cables Substitution: Horn 3115[00161451], 3m N-type Cable																																																																																																	
	<table border="1"> <thead> <tr> <th>f MHz</th> <th>SG reading (dBm)</th> <th>Ant. Pol. (H/V)</th> <th>Cable Loss (dB)</th> <th>Antenna Gain (dBi)</th> <th>EIRP (dBm)</th> <th>Limit (dBm)</th> <th>Delta (dB)</th> <th>Notes</th> </tr> </thead> <tbody> <tr> <td colspan="9">Low Ch</td> </tr> <tr> <td>2503.50</td> <td>7.22</td> <td>V</td> <td>5.3</td> <td>10.3</td> <td>12.18</td> <td>33.0</td> <td>-20.8</td> <td></td> </tr> <tr> <td>2503.50</td> <td>10.42</td> <td>H</td> <td>5.3</td> <td>10.3</td> <td>15.37</td> <td>33.0</td> <td>-17.6</td> <td></td> </tr> <tr> <td colspan="9">Mid Ch</td> </tr> <tr> <td>2593.00</td> <td>9.05</td> <td>V</td> <td>5.4</td> <td>10.1</td> <td>13.72</td> <td>33.0</td> <td>-19.3</td> <td></td> </tr> <tr> <td>2593.00</td> <td>12.33</td> <td>H</td> <td>5.4</td> <td>10.1</td> <td>17.00</td> <td>33.0</td> <td>-16.0</td> <td></td> </tr> <tr> <td colspan="9">High Ch</td> </tr> <tr> <td>2682.50</td> <td>9.46</td> <td>V</td> <td>5.5</td> <td>10.2</td> <td>14.09</td> <td>33.0</td> <td>-18.9</td> <td></td> </tr> <tr> <td>2682.50</td> <td>13.11</td> <td>H</td> <td>5.5</td> <td>10.2</td> <td>17.74</td> <td>33.0</td> <td>-15.3</td> <td></td> </tr> </tbody> </table>									f MHz	SG reading (dBm)	Ant. Pol. (H/V)	Cable Loss (dB)	Antenna Gain (dBi)	EIRP (dBm)	Limit (dBm)	Delta (dB)	Notes	Low Ch									2503.50	7.22	V	5.3	10.3	12.18	33.0	-20.8		2503.50	10.42	H	5.3	10.3	15.37	33.0	-17.6		Mid Ch									2593.00	9.05	V	5.4	10.1	13.72	33.0	-19.3		2593.00	12.33	H	5.4	10.1	17.00	33.0	-16.0		High Ch									2682.50	9.46	V	5.5	10.2	14.09	33.0	-18.9		2682.50	13.11	H	5.5	10.2	17.74	33.0	-15.3
f MHz	SG reading (dBm)	Ant. Pol. (H/V)	Cable Loss (dB)	Antenna Gain (dBi)	EIRP (dBm)	Limit (dBm)	Delta (dB)	Notes																																																																																										
Low Ch																																																																																																		
2503.50	7.22	V	5.3	10.3	12.18	33.0	-20.8																																																																																											
2503.50	10.42	H	5.3	10.3	15.37	33.0	-17.6																																																																																											
Mid Ch																																																																																																		
2593.00	9.05	V	5.4	10.1	13.72	33.0	-19.3																																																																																											
2593.00	12.33	H	5.4	10.1	17.00	33.0	-16.0																																																																																											
High Ch																																																																																																		
2682.50	9.46	V	5.5	10.2	14.09	33.0	-18.9																																																																																											
2682.50	13.11	H	5.5	10.2	17.74	33.0	-15.3																																																																																											
LTE Band 41 15MHz 16QAM	UL Verification Services, Inc. High Frequency Substitution Measurement																																																																																																	
	Company: Samsung																																																																																																	
	Project #: 4788371667																																																																																																	
	Date: 2018-03-17																																																																																																	
	Test Engineer: 45585																																																																																																	
	Configuration: EUT / X-Position																																																																																																	
	Location: Chamber 2																																																																																																	
	Mode: LTE_16QAM Band 41 Fundamentals, 15MHz Bandwidth																																																																																																	
	Test Equipment: Receiving: Horn 3117[00168724], and Chamber 2 SMA Cables Substitution: Horn 3115[00161451], 3m N-type Cable																																																																																																	
	<table border="1"> <thead> <tr> <th>f MHz</th> <th>SG reading (dBm)</th> <th>Ant. Pol. (H/V)</th> <th>Cable Loss (dB)</th> <th>Antenna Gain (dBi)</th> <th>EIRP (dBm)</th> <th>Limit (dBm)</th> <th>Delta (dB)</th> <th>Notes</th> </tr> </thead> <tbody> <tr> <td colspan="9">Low Ch</td> </tr> <tr> <td>2503.50</td> <td>6.29</td> <td>V</td> <td>5.3</td> <td>10.3</td> <td>11.25</td> <td>33.0</td> <td>-21.8</td> <td></td> </tr> <tr> <td>2503.50</td> <td>9.47</td> <td>H</td> <td>5.3</td> <td>10.3</td> <td>14.42</td> <td>33.0</td> <td>-18.6</td> <td></td> </tr> <tr> <td colspan="9">Mid Ch</td> </tr> <tr> <td>2593.00</td> <td>8.16</td> <td>V</td> <td>5.4</td> <td>10.1</td> <td>12.83</td> <td>33.0</td> <td>-20.2</td> <td></td> </tr> <tr> <td>2593.00</td> <td>11.42</td> <td>H</td> <td>5.4</td> <td>10.1</td> <td>16.09</td> <td>33.0</td> <td>-16.9</td> <td></td> </tr> <tr> <td colspan="9">High Ch</td> </tr> <tr> <td>2682.50</td> <td>8.53</td> <td>V</td> <td>5.5</td> <td>10.2</td> <td>13.16</td> <td>33.0</td> <td>-19.8</td> <td></td> </tr> <tr> <td>2682.50</td> <td>12.16</td> <td>H</td> <td>5.5</td> <td>10.2</td> <td>16.79</td> <td>33.0</td> <td>-16.2</td> <td></td> </tr> </tbody> </table>									f MHz	SG reading (dBm)	Ant. Pol. (H/V)	Cable Loss (dB)	Antenna Gain (dBi)	EIRP (dBm)	Limit (dBm)	Delta (dB)	Notes	Low Ch									2503.50	6.29	V	5.3	10.3	11.25	33.0	-21.8		2503.50	9.47	H	5.3	10.3	14.42	33.0	-18.6		Mid Ch									2593.00	8.16	V	5.4	10.1	12.83	33.0	-20.2		2593.00	11.42	H	5.4	10.1	16.09	33.0	-16.9		High Ch									2682.50	8.53	V	5.5	10.2	13.16	33.0	-19.8		2682.50	12.16	H	5.5	10.2	16.79	33.0	-16.2
f MHz	SG reading (dBm)	Ant. Pol. (H/V)	Cable Loss (dB)	Antenna Gain (dBi)	EIRP (dBm)	Limit (dBm)	Delta (dB)	Notes																																																																																										
Low Ch																																																																																																		
2503.50	6.29	V	5.3	10.3	11.25	33.0	-21.8																																																																																											
2503.50	9.47	H	5.3	10.3	14.42	33.0	-18.6																																																																																											
Mid Ch																																																																																																		
2593.00	8.16	V	5.4	10.1	12.83	33.0	-20.2																																																																																											
2593.00	11.42	H	5.4	10.1	16.09	33.0	-16.9																																																																																											
High Ch																																																																																																		
2682.50	8.53	V	5.5	10.2	13.16	33.0	-19.8																																																																																											
2682.50	12.16	H	5.5	10.2	16.79	33.0	-16.2																																																																																											

LTE Band 41 10MHz QPSK	UL Verification Services, Inc. High Frequency Substitution Measurement								
	Company: Samsung Project #: 4788371667 Date: 2018-03-17 Test Engineer: 47989 Configuration: EUT / X-Position Location: Chamber 2 Mode: LTE_QPSK Band 41 Fundamentals, 10MHz Bandwidth								
	Test Equipment: Receiving: Horn 3117[00168724], and Chamber 2 SMA Cables Substitution: Horn 3115[00161451], 3m N-type Cable								
	f MHz	SG reading (dBm)	Ant. Pol. (H/V)	Cable Loss (dB)	Antenna Gain (dBi)	EIRP (dBm)	Limit (dBm)	Delta (dB)	Notes
	Low Ch								
	2501.00	7.13	V	5.3	10.3	12.09	33.0	-20.9	
	2501.00	9.35	H	5.3	10.3	14.32	33.0	-18.7	
	Mid Ch								
	2593.00	8.96	V	5.4	10.1	13.63	33.0	-19.4	
	2593.00	12.88	H	5.4	10.1	17.55	33.0	-15.5	
High Ch									
2685.00	11.54	V	5.5	10.2	16.17	33.0	-16.8		
2685.00	12.79	H	5.5	10.2	17.42	33.0	-15.6		
LTE Band 41 10MHz 16QAM	UL Verification Services, Inc. High Frequency Substitution Measurement								
	Company: Samsung Project #: 4788371667 Date: 2018-03-17 Test Engineer: 47989 Configuration: EUT / X-Position Location: Chamber 2 Mode: LTE_16QAM Band 41 Fundamentals, 10MHz Bandwidth								
	Test Equipment: Receiving: Horn 3117[00168724], and Chamber 2 SMA Cables Substitution: Horn 3115[00161451], 3m N-type Cable								
	f MHz	SG reading (dBm)	Ant. Pol. (H/V)	Cable Loss (dB)	Antenna Gain (dBi)	EIRP (dBm)	Limit (dBm)	Delta (dB)	Notes
	Low Ch								
	2501.00	6.50	V	5.3	10.3	11.46	33.0	-21.5	
	2501.00	8.41	H	5.3	10.3	13.38	33.0	-19.6	
	Mid Ch								
	2593.00	8.05	V	5.4	10.1	12.72	33.0	-20.3	
	2593.00	11.97	H	5.4	10.1	16.64	33.0	-16.4	
High Ch									
2685.00	10.70	V	5.5	10.2	15.33	33.0	-17.7		
2685.00	11.98	H	5.5	10.2	16.61	33.0	-16.4		

LTE Band 41 5MHz QPSK	UL Verification Services, Inc. High Frequency Substitution Measurement																																																																																																	
	Company: Samsung																																																																																																	
	Project #: 4788371667																																																																																																	
	Date: 2018-03-17																																																																																																	
	Test Engineer: 47989																																																																																																	
	Configuration: EUT / X-Position																																																																																																	
	Location: Chamber 2																																																																																																	
	Mode: LTE_QPSK Band 41 Fundamentals, 5MHz Bandwidth																																																																																																	
	Test Equipment: Receiving: Horn 3117[00168724], and Chamber 2 SMA Cables Substitution: Horn 3115[00161451], 3m N-type Cable																																																																																																	
	<table border="1"> <thead> <tr> <th>f MHz</th> <th>SG reading (dBm)</th> <th>Ant. Pol. (H/V)</th> <th>Cable Loss (dB)</th> <th>Antenna Gain (dBi)</th> <th>EIRP (dBm)</th> <th>Limit (dBm)</th> <th>Delta (dB)</th> <th>Notes</th> </tr> </thead> <tbody> <tr> <td colspan="9">Low Ch</td> </tr> <tr> <td>2498.50</td> <td>7.18</td> <td>V</td> <td>5.3</td> <td>10.3</td> <td>12.18</td> <td>33.0</td> <td>-20.8</td> <td></td> </tr> <tr> <td>2498.50</td> <td>10.79</td> <td>H</td> <td>5.3</td> <td>10.3</td> <td>15.79</td> <td>33.0</td> <td>-17.2</td> <td></td> </tr> <tr> <td colspan="9">Mid Ch</td> </tr> <tr> <td>2593.00</td> <td>9.74</td> <td>V</td> <td>5.4</td> <td>10.1</td> <td>14.41</td> <td>33.0</td> <td>-18.6</td> <td></td> </tr> <tr> <td>2593.00</td> <td>13.08</td> <td>H</td> <td>5.4</td> <td>10.1</td> <td>17.75</td> <td>33.0</td> <td>-15.3</td> <td></td> </tr> <tr> <td colspan="9">High Ch</td> </tr> <tr> <td>2687.50</td> <td>11.68</td> <td>V</td> <td>5.5</td> <td>10.2</td> <td>16.30</td> <td>33.0</td> <td>-16.7</td> <td></td> </tr> <tr> <td>2687.50</td> <td>13.32</td> <td>H</td> <td>5.5</td> <td>10.2</td> <td>17.94</td> <td>33.0</td> <td>-15.1</td> <td></td> </tr> </tbody> </table>									f MHz	SG reading (dBm)	Ant. Pol. (H/V)	Cable Loss (dB)	Antenna Gain (dBi)	EIRP (dBm)	Limit (dBm)	Delta (dB)	Notes	Low Ch									2498.50	7.18	V	5.3	10.3	12.18	33.0	-20.8		2498.50	10.79	H	5.3	10.3	15.79	33.0	-17.2		Mid Ch									2593.00	9.74	V	5.4	10.1	14.41	33.0	-18.6		2593.00	13.08	H	5.4	10.1	17.75	33.0	-15.3		High Ch									2687.50	11.68	V	5.5	10.2	16.30	33.0	-16.7		2687.50	13.32	H	5.5	10.2	17.94	33.0	-15.1
f MHz	SG reading (dBm)	Ant. Pol. (H/V)	Cable Loss (dB)	Antenna Gain (dBi)	EIRP (dBm)	Limit (dBm)	Delta (dB)	Notes																																																																																										
Low Ch																																																																																																		
2498.50	7.18	V	5.3	10.3	12.18	33.0	-20.8																																																																																											
2498.50	10.79	H	5.3	10.3	15.79	33.0	-17.2																																																																																											
Mid Ch																																																																																																		
2593.00	9.74	V	5.4	10.1	14.41	33.0	-18.6																																																																																											
2593.00	13.08	H	5.4	10.1	17.75	33.0	-15.3																																																																																											
High Ch																																																																																																		
2687.50	11.68	V	5.5	10.2	16.30	33.0	-16.7																																																																																											
2687.50	13.32	H	5.5	10.2	17.94	33.0	-15.1																																																																																											
LTE Band 41 5MHz 16QAM	UL Verification Services, Inc. High Frequency Substitution Measurement																																																																																																	
	Company: Samsung																																																																																																	
	Project #: 4788371667																																																																																																	
	Date: 2018-03-17																																																																																																	
	Test Engineer: 47989																																																																																																	
	Configuration: EUT / X-Position																																																																																																	
	Location: Chamber 2																																																																																																	
	Mode: LTE_16QAM Band 41 Fundamentals, 5MHz Bandwidth																																																																																																	
	Test Equipment: Receiving: Horn 3117[00168724], and Chamber 2 SMA Cables Substitution: Horn 3115[00161451], 3m N-type Cable																																																																																																	
	<table border="1"> <thead> <tr> <th>f MHz</th> <th>SG reading (dBm)</th> <th>Ant. Pol. (H/V)</th> <th>Cable Loss (dB)</th> <th>Antenna Gain (dBi)</th> <th>EIRP (dBm)</th> <th>Limit (dBm)</th> <th>Delta (dB)</th> <th>Notes</th> </tr> </thead> <tbody> <tr> <td colspan="9">Low Ch</td> </tr> <tr> <td>2498.50</td> <td>6.35</td> <td>V</td> <td>5.3</td> <td>10.3</td> <td>11.35</td> <td>33.0</td> <td>-21.7</td> <td></td> </tr> <tr> <td>2498.50</td> <td>9.86</td> <td>H</td> <td>5.3</td> <td>10.3</td> <td>14.86</td> <td>33.0</td> <td>-18.1</td> <td></td> </tr> <tr> <td colspan="9">Mid Ch</td> </tr> <tr> <td>2593.00</td> <td>8.41</td> <td>V</td> <td>5.4</td> <td>10.1</td> <td>13.08</td> <td>33.0</td> <td>-19.9</td> <td></td> </tr> <tr> <td>2593.00</td> <td>12.22</td> <td>H</td> <td>5.4</td> <td>10.1</td> <td>16.89</td> <td>33.0</td> <td>-16.1</td> <td></td> </tr> <tr> <td colspan="9">High Ch</td> </tr> <tr> <td>2687.50</td> <td>10.54</td> <td>V</td> <td>5.5</td> <td>10.2</td> <td>15.16</td> <td>33.0</td> <td>-17.8</td> <td></td> </tr> <tr> <td>2687.50</td> <td>12.24</td> <td>H</td> <td>5.5</td> <td>10.2</td> <td>16.86</td> <td>33.0</td> <td>-16.1</td> <td></td> </tr> </tbody> </table>									f MHz	SG reading (dBm)	Ant. Pol. (H/V)	Cable Loss (dB)	Antenna Gain (dBi)	EIRP (dBm)	Limit (dBm)	Delta (dB)	Notes	Low Ch									2498.50	6.35	V	5.3	10.3	11.35	33.0	-21.7		2498.50	9.86	H	5.3	10.3	14.86	33.0	-18.1		Mid Ch									2593.00	8.41	V	5.4	10.1	13.08	33.0	-19.9		2593.00	12.22	H	5.4	10.1	16.89	33.0	-16.1		High Ch									2687.50	10.54	V	5.5	10.2	15.16	33.0	-17.8		2687.50	12.24	H	5.5	10.2	16.86	33.0	-16.1
f MHz	SG reading (dBm)	Ant. Pol. (H/V)	Cable Loss (dB)	Antenna Gain (dBi)	EIRP (dBm)	Limit (dBm)	Delta (dB)	Notes																																																																																										
Low Ch																																																																																																		
2498.50	6.35	V	5.3	10.3	11.35	33.0	-21.7																																																																																											
2498.50	9.86	H	5.3	10.3	14.86	33.0	-18.1																																																																																											
Mid Ch																																																																																																		
2593.00	8.41	V	5.4	10.1	13.08	33.0	-19.9																																																																																											
2593.00	12.22	H	5.4	10.1	16.89	33.0	-16.1																																																																																											
High Ch																																																																																																		
2687.50	10.54	V	5.5	10.2	15.16	33.0	-17.8																																																																																											
2687.50	12.24	H	5.5	10.2	16.86	33.0	-16.1																																																																																											

LTE Band 66

LTE Band 66 20MHz QPSK	UL Verification Services, Inc. High Frequency Substitution Measurement																																																																																																	
	Company: Samsung																																																																																																	
	Project #: 4788371671																																																																																																	
	Date: 2018-03-30																																																																																																	
	Test Engineer: 47989																																																																																																	
	Configuration: EUT / X-Position																																																																																																	
	Location: Chamber 1																																																																																																	
	Mode: LTE_QPSK Band 66 Fundamentals, 20MHz Bandwidth																																																																																																	
	Test Equipment: Receiving: Horn 3117[00168717], and Chamber 1 SMA Cables Substitution: Horn 3115[00161451], 3m N-type Cable																																																																																																	
	<table border="1"> <thead> <tr> <th>f MHz</th> <th>SG reading (dBm)</th> <th>Ant. Pol. (H/V)</th> <th>Cable Loss (dB)</th> <th>Antenna Gain (dBi)</th> <th>EIRP (dBm)</th> <th>Limit (dBm)</th> <th>Delta (dB)</th> <th>Notes</th> </tr> </thead> <tbody> <tr> <td colspan="9">Low Ch</td> </tr> <tr> <td>1720.00</td> <td>8.53</td> <td>V</td> <td>4.3</td> <td>9.5</td> <td>13.70</td> <td>30.0</td> <td>-16.3</td> <td></td> </tr> <tr> <td>1720.00</td> <td>14.41</td> <td>H</td> <td>4.3</td> <td>9.5</td> <td>19.58</td> <td>30.0</td> <td>-10.4</td> <td></td> </tr> <tr> <td colspan="9">Mid Ch</td> </tr> <tr> <td>1745.00</td> <td>7.77</td> <td>V</td> <td>4.4</td> <td>9.6</td> <td>12.99</td> <td>30.0</td> <td>-17.0</td> <td></td> </tr> <tr> <td>1745.00</td> <td>13.55</td> <td>H</td> <td>4.4</td> <td>9.6</td> <td>18.77</td> <td>30.0</td> <td>-11.2</td> <td></td> </tr> <tr> <td colspan="9">High Ch</td> </tr> <tr> <td>1770.00</td> <td>7.96</td> <td>V</td> <td>4.4</td> <td>9.6</td> <td>13.20</td> <td>30.0</td> <td>-16.8</td> <td></td> </tr> <tr> <td>1770.00</td> <td>14.10</td> <td>H</td> <td>4.4</td> <td>9.6</td> <td>19.33</td> <td>30.0</td> <td>-10.7</td> <td></td> </tr> </tbody> </table>									f MHz	SG reading (dBm)	Ant. Pol. (H/V)	Cable Loss (dB)	Antenna Gain (dBi)	EIRP (dBm)	Limit (dBm)	Delta (dB)	Notes	Low Ch									1720.00	8.53	V	4.3	9.5	13.70	30.0	-16.3		1720.00	14.41	H	4.3	9.5	19.58	30.0	-10.4		Mid Ch									1745.00	7.77	V	4.4	9.6	12.99	30.0	-17.0		1745.00	13.55	H	4.4	9.6	18.77	30.0	-11.2		High Ch									1770.00	7.96	V	4.4	9.6	13.20	30.0	-16.8		1770.00	14.10	H	4.4	9.6	19.33	30.0	-10.7
f MHz	SG reading (dBm)	Ant. Pol. (H/V)	Cable Loss (dB)	Antenna Gain (dBi)	EIRP (dBm)	Limit (dBm)	Delta (dB)	Notes																																																																																										
Low Ch																																																																																																		
1720.00	8.53	V	4.3	9.5	13.70	30.0	-16.3																																																																																											
1720.00	14.41	H	4.3	9.5	19.58	30.0	-10.4																																																																																											
Mid Ch																																																																																																		
1745.00	7.77	V	4.4	9.6	12.99	30.0	-17.0																																																																																											
1745.00	13.55	H	4.4	9.6	18.77	30.0	-11.2																																																																																											
High Ch																																																																																																		
1770.00	7.96	V	4.4	9.6	13.20	30.0	-16.8																																																																																											
1770.00	14.10	H	4.4	9.6	19.33	30.0	-10.7																																																																																											
LTE Band 66 20MHz 16QAM	UL Verification Services, Inc. High Frequency Substitution Measurement																																																																																																	
	Company: Samsung																																																																																																	
	Project #: 4788371671																																																																																																	
	Date: 2018-03-30																																																																																																	
	Test Engineer: 47989																																																																																																	
	Configuration: EUT / X-Position																																																																																																	
	Location: Chamber 1																																																																																																	
	Mode: LTE_16QAM Band 66 Fundamentals, 20MHz Bandwidth																																																																																																	
	Test Equipment: Receiving: Horn 3117[00168717], and Chamber 1 SMA Cables Substitution: Horn 3115[00161451], 3m N-type Cable																																																																																																	
	<table border="1"> <thead> <tr> <th>f MHz</th> <th>SG reading (dBm)</th> <th>Ant. Pol. (H/V)</th> <th>Cable Loss (dB)</th> <th>Antenna Gain (dBi)</th> <th>EIRP (dBm)</th> <th>Limit (dBm)</th> <th>Delta (dB)</th> <th>Notes</th> </tr> </thead> <tbody> <tr> <td colspan="9">Low Ch</td> </tr> <tr> <td>1720.00</td> <td>7.49</td> <td>V</td> <td>4.3</td> <td>9.5</td> <td>12.66</td> <td>30.0</td> <td>-17.3</td> <td></td> </tr> <tr> <td>1720.00</td> <td>13.84</td> <td>H</td> <td>4.3</td> <td>9.5</td> <td>19.01</td> <td>30.0</td> <td>-11.0</td> <td></td> </tr> <tr> <td colspan="9">Mid Ch</td> </tr> <tr> <td>1745.00</td> <td>6.77</td> <td>V</td> <td>4.4</td> <td>9.6</td> <td>11.99</td> <td>30.0</td> <td>-18.0</td> <td></td> </tr> <tr> <td>1745.00</td> <td>12.58</td> <td>H</td> <td>4.4</td> <td>9.6</td> <td>17.80</td> <td>30.0</td> <td>-12.2</td> <td></td> </tr> <tr> <td colspan="9">High Ch</td> </tr> <tr> <td>1770.00</td> <td>7.03</td> <td>V</td> <td>4.4</td> <td>9.6</td> <td>12.27</td> <td>30.0</td> <td>-17.7</td> <td></td> </tr> <tr> <td>1770.00</td> <td>12.99</td> <td>H</td> <td>4.4</td> <td>9.6</td> <td>18.22</td> <td>30.0</td> <td>-11.8</td> <td></td> </tr> </tbody> </table>									f MHz	SG reading (dBm)	Ant. Pol. (H/V)	Cable Loss (dB)	Antenna Gain (dBi)	EIRP (dBm)	Limit (dBm)	Delta (dB)	Notes	Low Ch									1720.00	7.49	V	4.3	9.5	12.66	30.0	-17.3		1720.00	13.84	H	4.3	9.5	19.01	30.0	-11.0		Mid Ch									1745.00	6.77	V	4.4	9.6	11.99	30.0	-18.0		1745.00	12.58	H	4.4	9.6	17.80	30.0	-12.2		High Ch									1770.00	7.03	V	4.4	9.6	12.27	30.0	-17.7		1770.00	12.99	H	4.4	9.6	18.22	30.0	-11.8
f MHz	SG reading (dBm)	Ant. Pol. (H/V)	Cable Loss (dB)	Antenna Gain (dBi)	EIRP (dBm)	Limit (dBm)	Delta (dB)	Notes																																																																																										
Low Ch																																																																																																		
1720.00	7.49	V	4.3	9.5	12.66	30.0	-17.3																																																																																											
1720.00	13.84	H	4.3	9.5	19.01	30.0	-11.0																																																																																											
Mid Ch																																																																																																		
1745.00	6.77	V	4.4	9.6	11.99	30.0	-18.0																																																																																											
1745.00	12.58	H	4.4	9.6	17.80	30.0	-12.2																																																																																											
High Ch																																																																																																		
1770.00	7.03	V	4.4	9.6	12.27	30.0	-17.7																																																																																											
1770.00	12.99	H	4.4	9.6	18.22	30.0	-11.8																																																																																											

LTE Band 66 15MHz QPSK	UL Verification Services, Inc. High Frequency Substitution Measurement								
	Company: Samsung Project #: 4788371671 Date: 2018-03-30 Test Engineer: 47989 Configuration: EUT / X-Position Location: Chamber 1 Mode: LTE_QPSK Band 66 Fundamentals, 15MHz Bandwidth								
	Test Equipment: Receiving: Horn 3117[00168717], and Chamber 1 SMA Cables Substitution: Horn 3115[00161451], 3m N-type Cable								
	f MHz	SG reading (dBm)	Ant. Pol. (H/V)	Cable Loss (dB)	Antenna Gain (dBi)	EIRP (dBm)	Limit (dBm)	Delta (dB)	Notes
	Low Ch								
	1717.50	8.28	V	4.3	9.5	13.45	30.0	-16.6	
	1717.50	15.05	H	4.3	9.5	20.22	30.0	-9.8	
	Mid Ch								
	1745.00	7.92	V	4.4	9.6	13.14	30.0	-16.9	
	1745.00	13.74	H	4.4	9.6	18.96	30.0	-11.0	
High Ch									
1772.50	8.20	V	4.4	9.6	13.43	30.0	-16.6		
1772.50	14.31	H	4.4	9.6	19.55	30.0	-10.4		
LTE Band 66 15MHz 16QAM	UL Verification Services, Inc. High Frequency Substitution Measurement								
	Company: Samsung Project #: 4788371671 Date: 2018-03-30 Test Engineer: 47989 Configuration: EUT / X-Position Location: Chamber 1 Mode: LTE_16QAM Band 66 Fundamentals, 15MHz Bandwidth								
	Test Equipment: Receiving: Horn 3117[00168717], and Chamber 1 SMA Cables Substitution: Horn 3115[00161451], 3m N-type Cable								
	f MHz	SG reading (dBm)	Ant. Pol. (H/V)	Cable Loss (dB)	Antenna Gain (dBi)	EIRP (dBm)	Limit (dBm)	Delta (dB)	Notes
	Low Ch								
	1717.50	6.78	V	4.3	9.5	11.95	30.0	-18.1	
	1717.50	14.02	H	4.3	9.5	19.19	30.0	-10.8	
	Mid Ch								
	1745.00	6.51	V	4.4	9.6	11.73	30.0	-18.3	
	1745.00	12.68	H	4.4	9.6	17.90	30.0	-12.1	
High Ch									
1772.50	6.95	V	4.4	9.6	12.18	30.0	-17.8		
1772.50	13.15	H	4.4	9.6	18.39	30.0	-11.6		

LTE Band 66 10MHz QPSK	UL Verification Services, Inc. High Frequency Substitution Measurement								
	Company: Samsung								
	Project #: 4788371671								
	Date: 2018-03-30								
	Test Engineer: 47989								
	Configuration: EUT / X-Position								
	Location: Chamber 1								
	Mode: LTE_QPSK Band 66 Fundamentals, 10MHz Bandwidth								
	Test Equipment: Receiving: Horn 3117[00168717], and Chamber 1 SMA Cables Substitution: Horn 3115[00161451], 3m N-type Cable								
	f MHz	SG reading (dBm)	Ant. Pol. (H/V)	Cable Loss (dB)	Antenna Gain (dBi)	EIRP (dBm)	Limit (dBm)	Delta (dB)	Notes
	Low Ch								
	1715.00	8.49	V	4.3	9.5	13.65	30.0	-16.4	
1715.00	14.28	H	4.3	9.5	19.43	30.0	-10.6		
Mid Ch									
1745.00	7.29	V	4.4	9.6	12.51	30.0	-17.5		
1745.00	13.85	H	4.4	9.6	19.07	30.0	-10.9		
High Ch									
1775.00	7.62	V	4.4	9.6	12.86	30.0	-17.1		
1775.00	13.99	H	4.4	9.6	19.23	30.0	-10.8		
LTE Band 66 10MHz 16QAM	UL Verification Services, Inc. High Frequency Substitution Measurement								
	Company: Samsung								
	Project #: 4788371671								
	Date: 2018-03-30								
	Test Engineer: 47989								
	Configuration: EUT / X-Position								
	Location: Chamber 1								
	Mode: LTE_16QAM Band 66 Fundamentals, 10MHz Bandwidth								
	Test Equipment: Receiving: Horn 3117[00168717], and Chamber 1 SMA Cables Substitution: Horn 3115[00161451], 3m N-type Cable								
	f MHz	SG reading (dBm)	Ant. Pol. (H/V)	Cable Loss (dB)	Antenna Gain (dBi)	EIRP (dBm)	Limit (dBm)	Delta (dB)	Notes
	Low Ch								
	1715.00	8.26	V	4.3	9.5	13.42	30.0	-16.6	
1715.00	13.18	H	4.3	9.5	18.33	30.0	-11.7		
Mid Ch									
1745.00	6.23	V	4.4	9.6	11.45	30.0	-18.5		
1745.00	12.84	H	4.4	9.6	18.06	30.0	-11.9		
High Ch									
1775.00	6.61	V	4.4	9.6	11.85	30.0	-18.2		
1775.00	12.93	H	4.4	9.6	18.17	30.0	-11.8		