




11. SETUP PHOTOS



ANTENNA PORT CONDUCTED RF MEASUREMENT SETUP





RADIATED RF MEASUREMENT SETUP (BELOW 1 GHz X)





RADIATED RF MEASUREMENT SETUP (BELOW 1 GHz_Y)



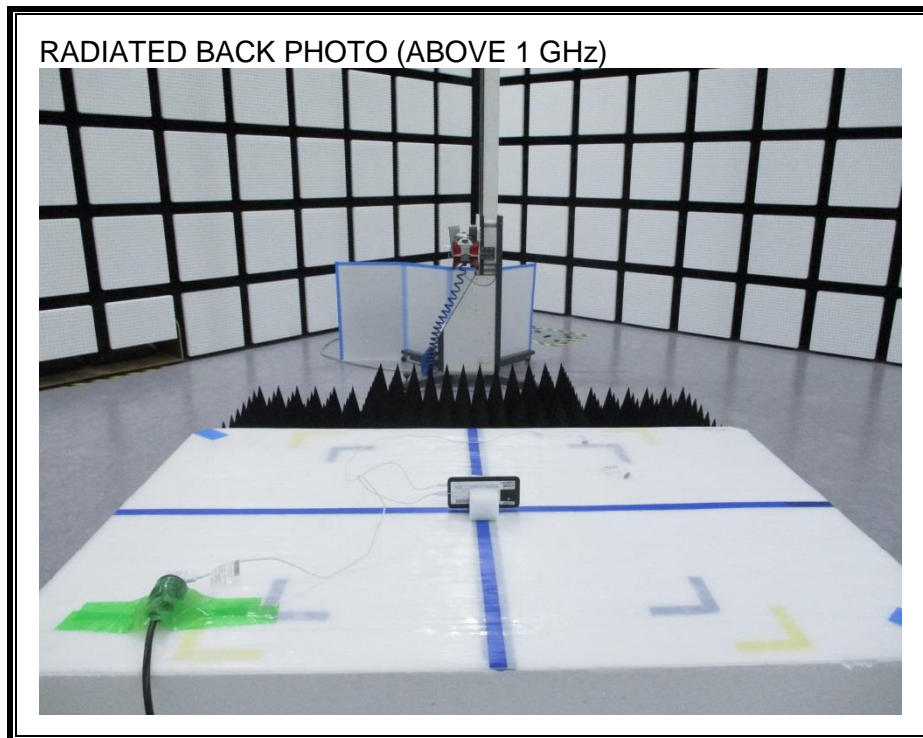

RADIATED RF MEASUREMENT SETUP (BELOW 1 GHz_Z)





RADIATED RF MEASUREMENT SETUP (ABOVE 1 GHz X)





RADIATED RF MEASUREMENT SETUP (ABOVE 1 GHz Y)




RADIATED RF MEASUREMENT SETUP (ABOVE 1 GHz Z)




RADIATED RF MEASUREMENT SETUP FOR PORTABLE CONFIGURATION





ENVIRONMENTAL CHAMBER PHOTO



END OF REPORT