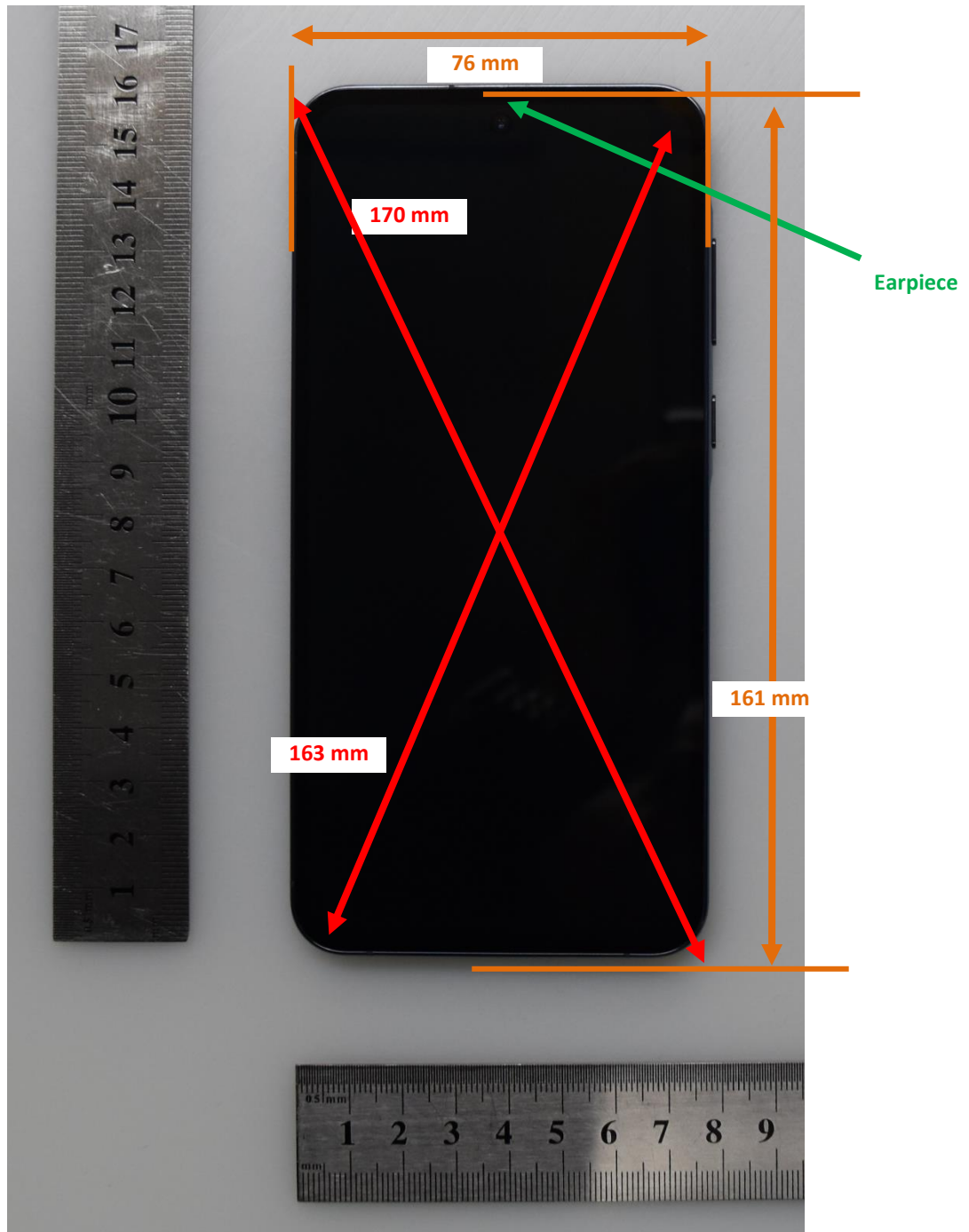


DUT and SAR Set-up Photos

Overall Dimensions



Front View of the DUT



Rear View of the DUT



Setup Photos

Handset Vertical and Horizontal Reference Lines


Vertical
Center Line



Horizontal
Line

Head Exposure Conditions


Left Touch




Left Tilt (15°)



Right Touch




Right Tilt (15°)




Body-worn Accessory & Hotspot mode Exposure Conditions

Rear



Front



Hotspot Exposure Conditions

Top



Left



Bottom




Right




Product specific 10-g Exposure Conditions

Rear




Front



Top




Left



Bottom

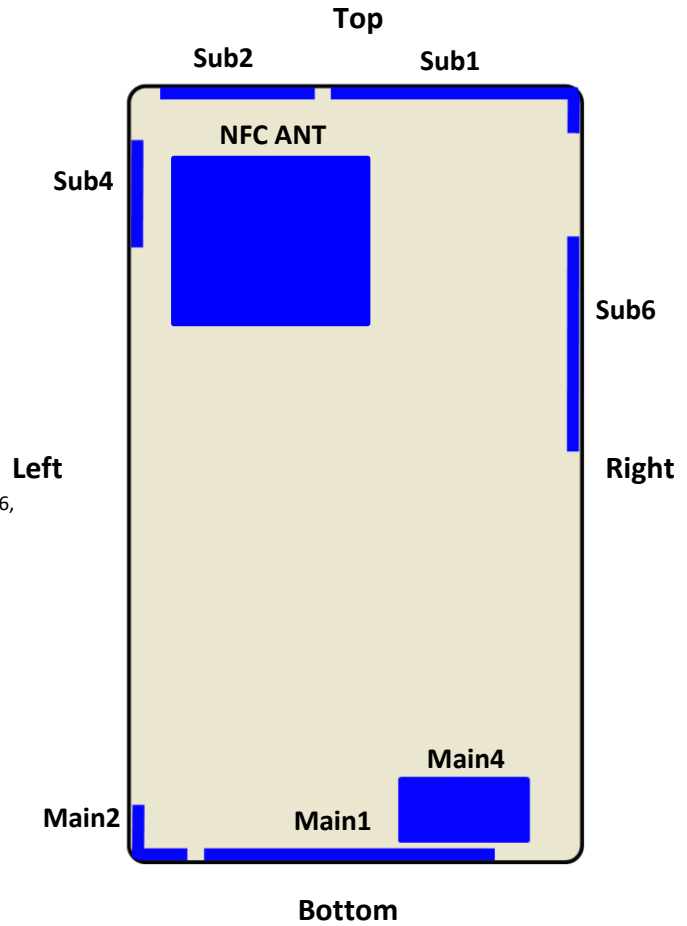


Right



Antenna Dimensions & Separation Distances (Front View)

1. Main 1
 - GSM 850, 1900
 - WCDMA 2, 4, 5
 - LTE 2, 4, 5, 12, 13, 17, 25, 26, 66
 - NR n5, 66
2. Main 2
 - LTE 41
 - NR n41(Voice/Data/SRS0)
3. Main 4
 - NR n41(SRS3)
4. Sub 1
 - LTE 5,26
 - NR n41(SRS2)
 - Wi-Fi#2 5G
5. Sub 2
 - LTE 2, 4, 25, 41, 66
 - NR n41(Voice, data, SRS0) (Ant. Switching), n41(SRS1), n66, n77(Voice, data, SRS0)
6. Sub 4
 - BT#1
 - Wi-Fi#1 2.4G, 5G
7. Sub 6
 - Wi-Fi#2 2.4G
8. NFC Ant
 - NFC



Antenna		Main 1	Main 2	Main 4	Sub 1	Sub 2	Sub 4	Sub 6	NFC
Distance between Antenna to Edges of Device (mm)	Top	159	146	136	0	0	6	13.5	14.59
	Left	15.5	0	45	32	0	0	73.1	8.25
	Bottom	0	0	8	148	151	128	120.3	113.22
	Right	14.5	61	9.5	0	47.7	74	0	29.33