


DUT and SAR Set-up Photos

Overall Dimensions



Front View of the DUT

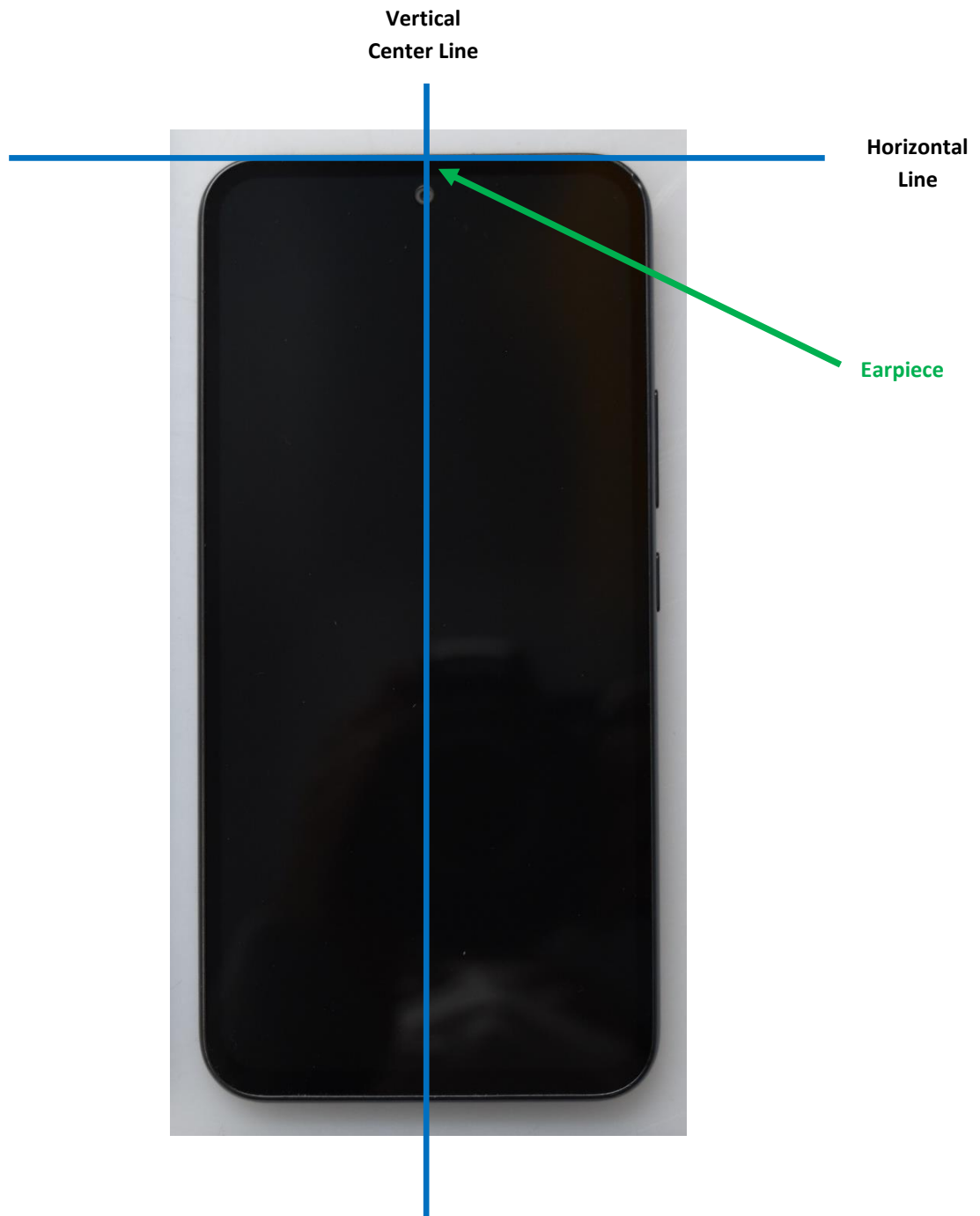


Rear View of the DUT




Setup Photos

Handset Vertical and Horizontal Reference Lines




Head Exposure Conditions


Left Touch



Left Tilt (15°)



Right Touch



Right Tilt (15°)



Body-worn Accessory & Hotspot mode Exposure Conditions

Rear(15mm)



Front(15mm)



Hotspot Exposure Conditions

Rear (10mm)



Front (10mm)



Edge 1 (10mm)




Edge 2 (10mm)



Edge 3 (10mm)




Edge 4 (10mm)



Product Specific 10-g Exposure Conditions


Rear (0mm)




Rear (11mm)



Front (0mm)



Edge 1 (0mm)




Edge 3 (0mm)



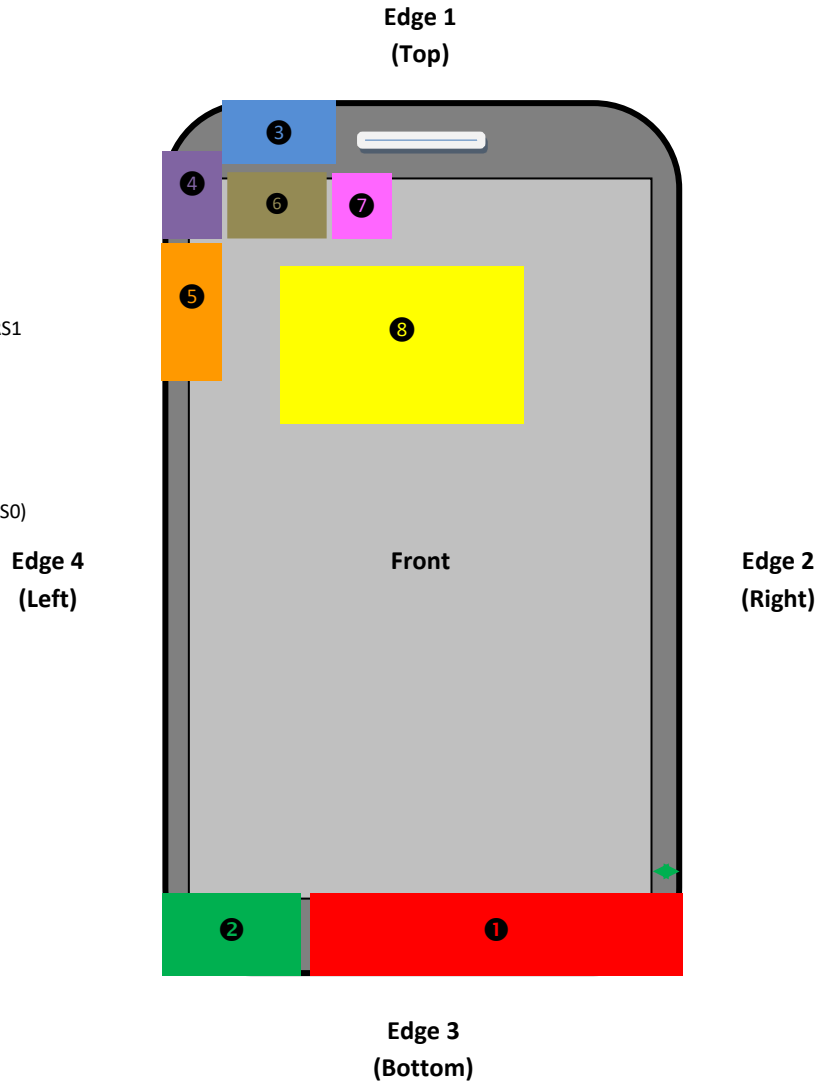
Edge 3 (13mm)





Antenna Dimensions & Separation Distances

- ① Main Ant.1
- GSM 850
- WCDMA V
- LTE B5, 12, 13
- NR Band n5
- ② Main Ant.2
- GSM 1900
- WCDMA II
- LTE B2, 4, 7, 66
- NR Band n2, 48 SRS1, 66, 77 SRS1
- ③ SUB Ant.2
- WIFI 2.4G
- ④ SUB Ant.3
- NR Band n48/77(Voice/Data/ SRS0)
- WIFI 5G
- ⑤ SUB Ant.5
- NR Band n48/77 SRS2
- WIFI 2.4G, BT
- ⑥ SUB Ant.8
- NR Band n48/77 SRS3
- ⑦ SUB Ant.9
- WIFI 5G
- ⑧ NFC



Antenna		Main Ant.1	Main Ant.2	Sub Ant.2	Sub Ant.3	Sub Ant.5	Sub Ant.8	Sub Ant.9	NFC
Distance between Antenna to Edges of Device (mm)	Edge 1	149.76	145.90	0.00	6.90	10.97	5.50	6.90	16.78
	Edge 2	1.40	52.21	45.00	70.26	70.25	46.90	34.70	28.89
	Edge 3	0.00	0.00	153.80	145.13	121.33	149.10	145.40	111.32
	Edge 4	27.16	0.00	8.86	0.00	0.00	19.02	20.00	9.07

-END-