


APPENDIX

– Test Setup and EUT photographs –

1. Photograph of Test Setup


☐ Conducted Disturbance




[Mode 1-3 : Front]



[Mode 1-3 : Rear]



[Mode 4 : Front]



[Mode 4 : Rear]


☐ Radiated Disturbance for Below 1 GHz



[Mode 1 : Front]



[Mode 1 : Rear]



[Mode 2-3 : Front]



[Mode 2-3 : Rear]




[Mode 4 : Front]




[Mode 4 : Rear]

☐ **Radiated Disturbance for Above 1 GHz**




[Mode 1 : Front]




[Mode 1 : Rear]




[Mode 2-3 : Front]



[Mode 2-3 : Rear]



[Mode 4 : Front]



[Mode 4 : Rear]