



HCT Co., Ltd.  
74, Seoicheon-ro 578beon-gil, Majang-myeon, Icheon-si, Gyeonggi-do, 17383  
KOREATel. +82 31 634 6300 Fax. +82 31 645 6401

FCC ID:A3LSMA536V

---

## Appendix A.

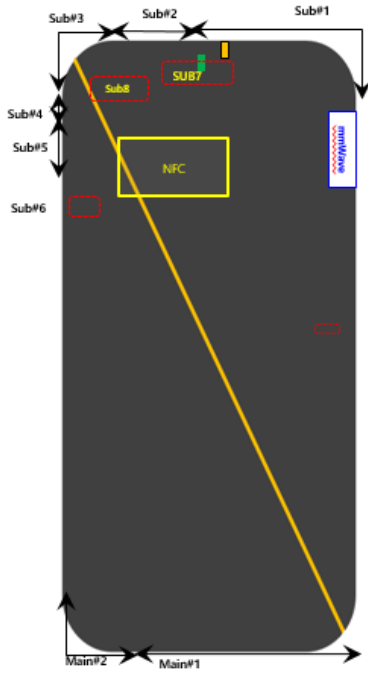
### - Antenna Information and POWER DENSITY Test SETUP PHOTOGRAPHS

#### REVISION HISTORY

The revision history for this document is shown in table.

Revision No.	Date of Issue	Description
0	Jan 09, 2022	Initial Release

### - DUT Antenna Information




Front View

	Antenna Location	Band
Top	Sub#1 (Metal)	DRX GSM850 DRX WCDMA 5 DRX LTE B5/12/13 DRX NR n5 DRX MIMO LTE B2/4/66 DRX MIMO NR n2/66
	Sub#2 (Metal)	DRX PCS1900 DRX WCDMA 2 DRX LTE B2/4/7/66 DRX NR n2/66 WIFI 2.4G GPS
	Sub#3 (Metal)	PRX+TX LTE B48 PRX+TX NR n48/77 (SRS#A) WIFI 5G
	Sub#4 (Metal+LDS)	-
	Sub#5 (Metal)	PRX MIMO LTE B2/4/48/66 PRX MIMO NR n2/48/66/77 (SRS#B)
	Sub#6 (LDS)	PRX LTE B46
	Sub#7 (LDS)	DRX LTE B46
	Sub#8 (LDS)	DRX MIMO LTE B48 DRX MIMO NR n48/77(SRS#D)
Bottom	Main#1 (Metal)	PRX+TX GSM850/PCS1900 PRX+TX WCDMA 2/4/5 PRX+TX LTE B2/4/5/12/13/66 PRX+TX NR n2/5/66
	Main#2 (Metal)	PRX+TX LTE B7 DRX LTE B48 DRX NR n48/77(SRS#C)


---

**- Power Density Measurement SETUP PHOTOGRAPHS**

1. All




## 2.Rear side



Distance of 2 mm from the EUT

### 3 Front Side




Distance of 2 mm from the EUT

#### 4. Right Side



Distance of 2 mm from the EUT

5. Top Side



Distance of 2 mm from the EUT