

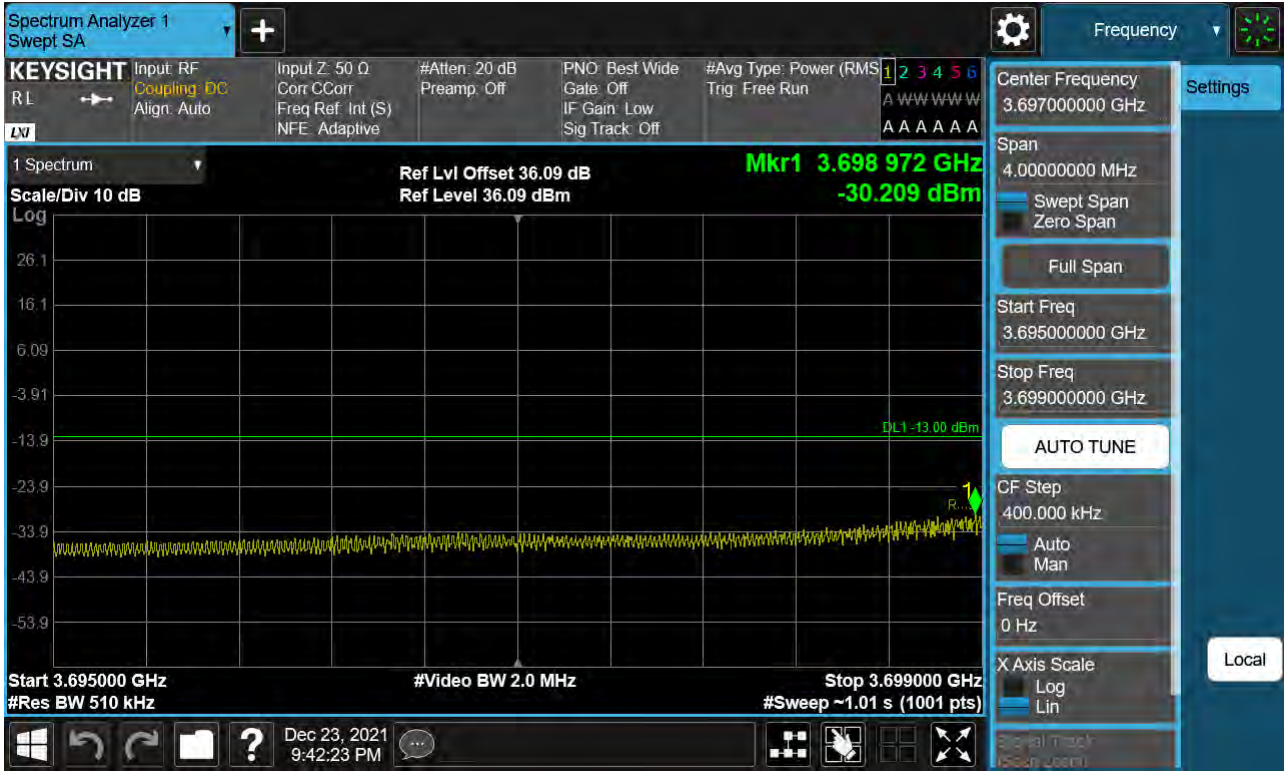
Sub6 n77. Low Band Edge Plot (30 M BW Ch.647668 BPSK FullRB)(1)



Sub6 n77. Low Band Edge Plot (30 M BW Ch.647668 BPSK 1RB)(2)



Sub6 n77. Low Band Edge Plot (30 M BW Ch.647668 BPSK FullRB)(2)



Sub6 n77. Low Band Edge Plot (30 M BW Ch.647668 BPSK 1RB)(3)



Sub6 n77. Low Band Edge Plot (30 M BW Ch.647668 BPSK FullRB)(3)



Sub6 n77. High Band Edge Plot (30 M BW Ch.664332 BPSK 1RB)(1)



Sub6 n77. High Band Edge Plot (30 M BW Ch.664332 BPSK FullRB)(1)



Sub6 n77. High Band Edge Plot (30 M BW Ch.664332 BPSK 1RB)(2)



Sub6 n77. High Band Edge Plot (30 M BW Ch.664332 BPSK FullRB)(2)



Sub6 n77. High Band Edge Plot (30 M BW Ch.664332 BPSK 1RB)(3)



Sub6 n77. High Band Edge Plot (30 M BW Ch.664332 BPSK FullRB)(3)



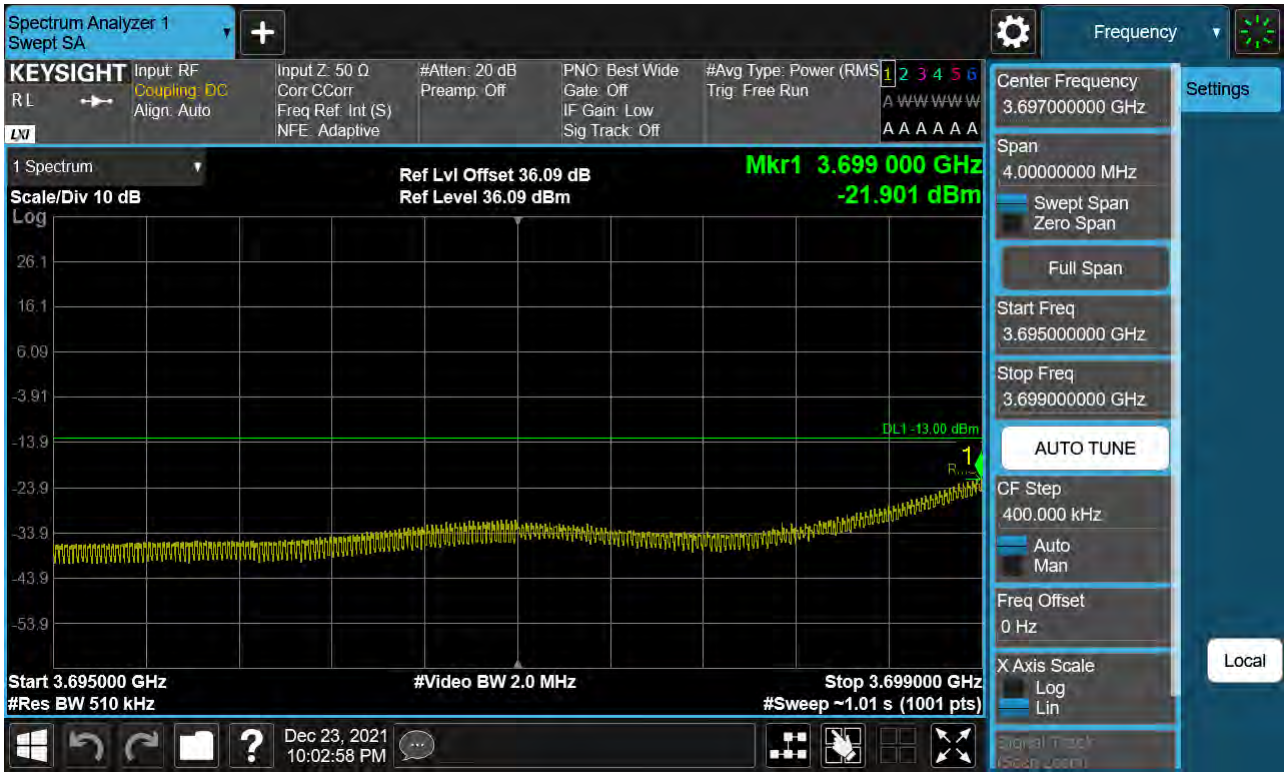
Sub6 n77. Low Band Edge Plot (40 M BW Ch.648000 BPSK 1RB)(1)



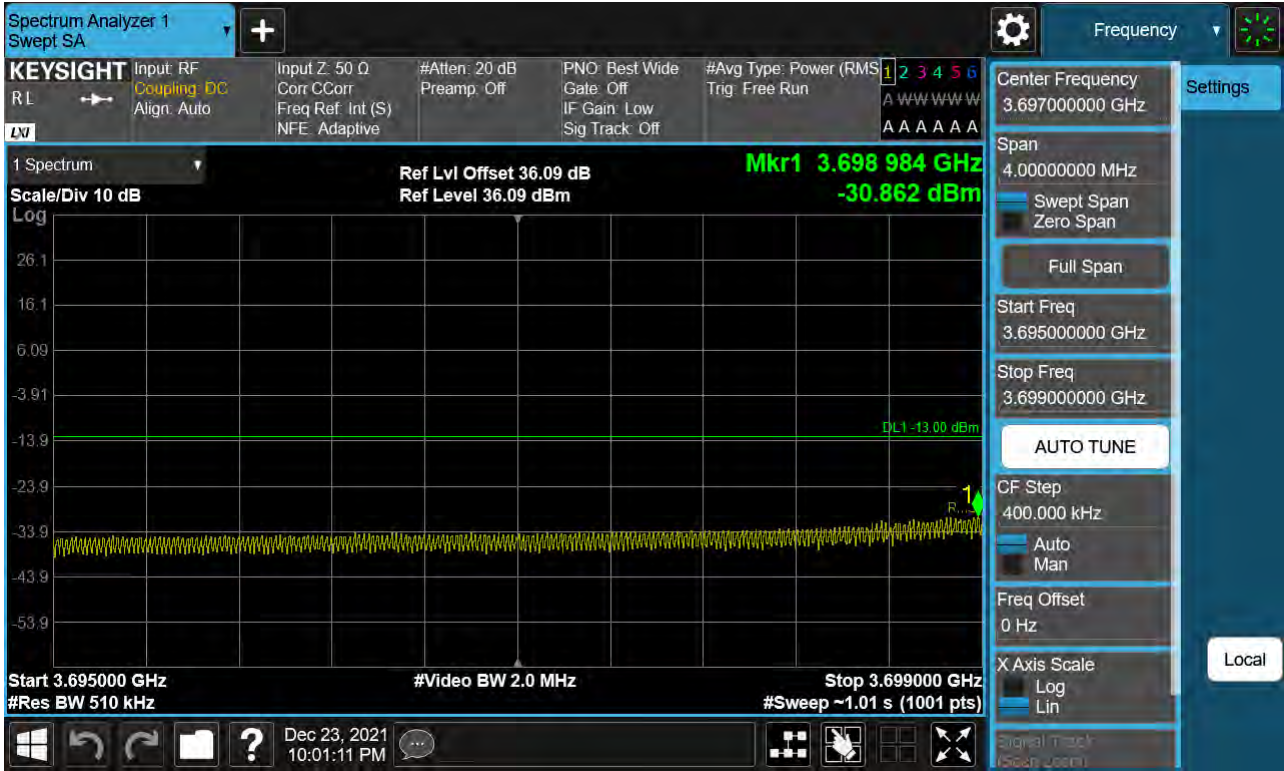
Sub6 n77. Low Band Edge Plot (40 M BW Ch.648000 BPSK FullRB)(1)



Sub6 n77. Low Band Edge Plot (40 M BW Ch.648000 BPSK 1RB)(2)



Sub6 n77. Low Band Edge Plot (40 M BW Ch.648000 BPSK FullRB)(2)



Sub6 n77. Low Band Edge Plot (40 M BW Ch.648000 BPSK 1RB)(3)



Sub6 n77. Low Band Edge Plot (40 M BW Ch.648000 BPSK FullRB)(3)



Sub6 n77. High Band Edge Plot (40 M BW Ch.664000 BPSK 1RB)(1)



Sub6 n77. High Band Edge Plot (40 M BW Ch.664000 BPSK FullRB)(1)



Sub6 n77. High Band Edge Plot (40 M BW Ch.664000 BPSK 1RB)(2)



Sub6 n77. High Band Edge Plot (40 M BW Ch.664000 BPSK FullRB)(2)



Sub6 n77. High Band Edge Plot (40 M BW Ch.664000 BPSK 1RB)(3)



Sub6 n77. High Band Edge Plot (40 M BW Ch.664000 BPSK FullRB)(3)



Sub6 n77. Low Band Edge Plot (50 M BW Ch.648334 BPSK 1RB)(1)



Sub6 n77. Low Band Edge Plot (50 M BW Ch.648334 BPSK FullRB)(1)



Sub6 n77. Low Band Edge Plot (50 M BW Ch.648334 BPSK 1RB)(2)



Sub6 n77. Low Band Edge Plot (50 M BW Ch.648334 BPSK FullRB)(2)



Sub6 n77. Low Band Edge Plot (50 M BW Ch.648334 BPSK 1RB)(3)



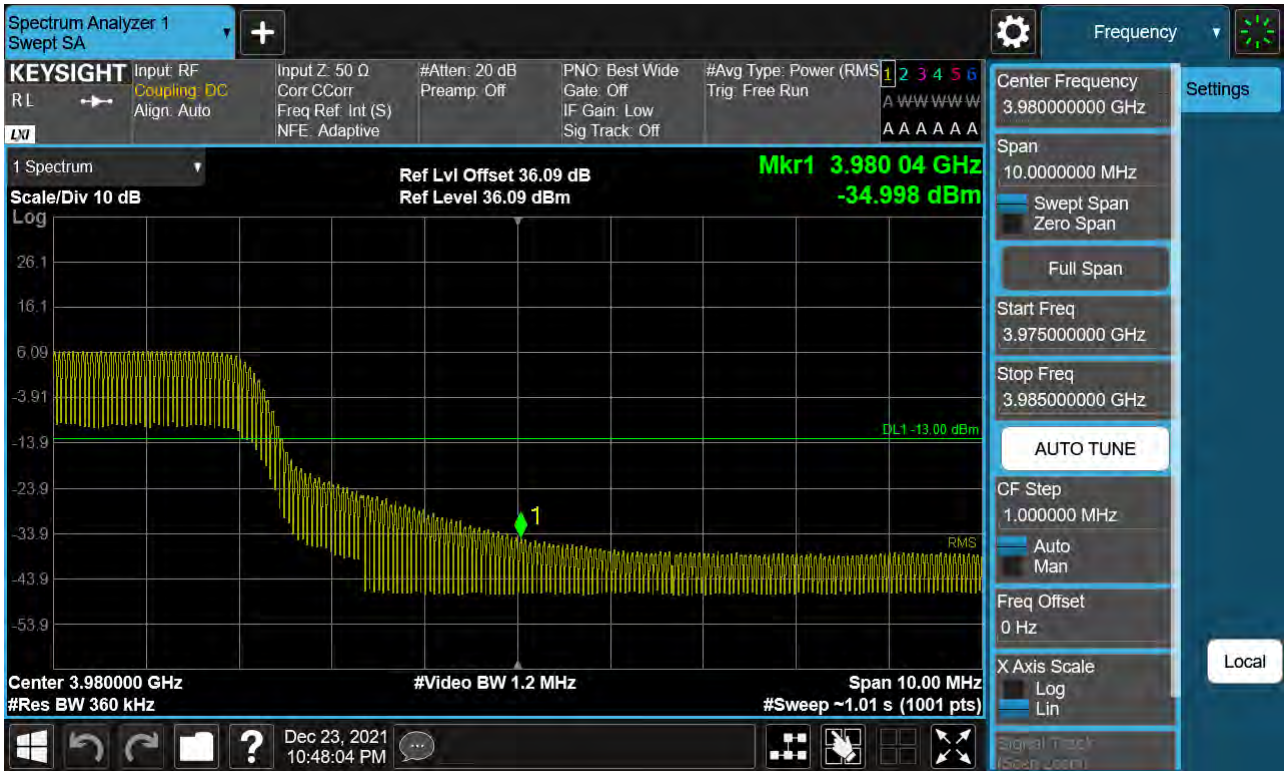
Sub6 n77. Low Band Edge Plot (50 M BW Ch.648334 BPSK FullRB)(3)



Sub6 n77. High Band Edge Plot (50 M BW Ch.663666 BPSK 1RB)(1)



Sub6 n77. High Band Edge Plot (50 M BW Ch.663666 BPSK FullRB)(1)



Sub6 n77. High Band Edge Plot (50 M BW Ch.663666 BPSK 1RB)(2)



Sub6 n77. High Band Edge Plot (50 M BW Ch.663666 BPSK FullRB)(2)



Sub6 n77. High Band Edge Plot (50 M BW Ch.663666 BPSK 1RB)(3)



Sub6 n77. High Band Edge Plot (50 M BW Ch.663666 BPSK FullRB)(3)



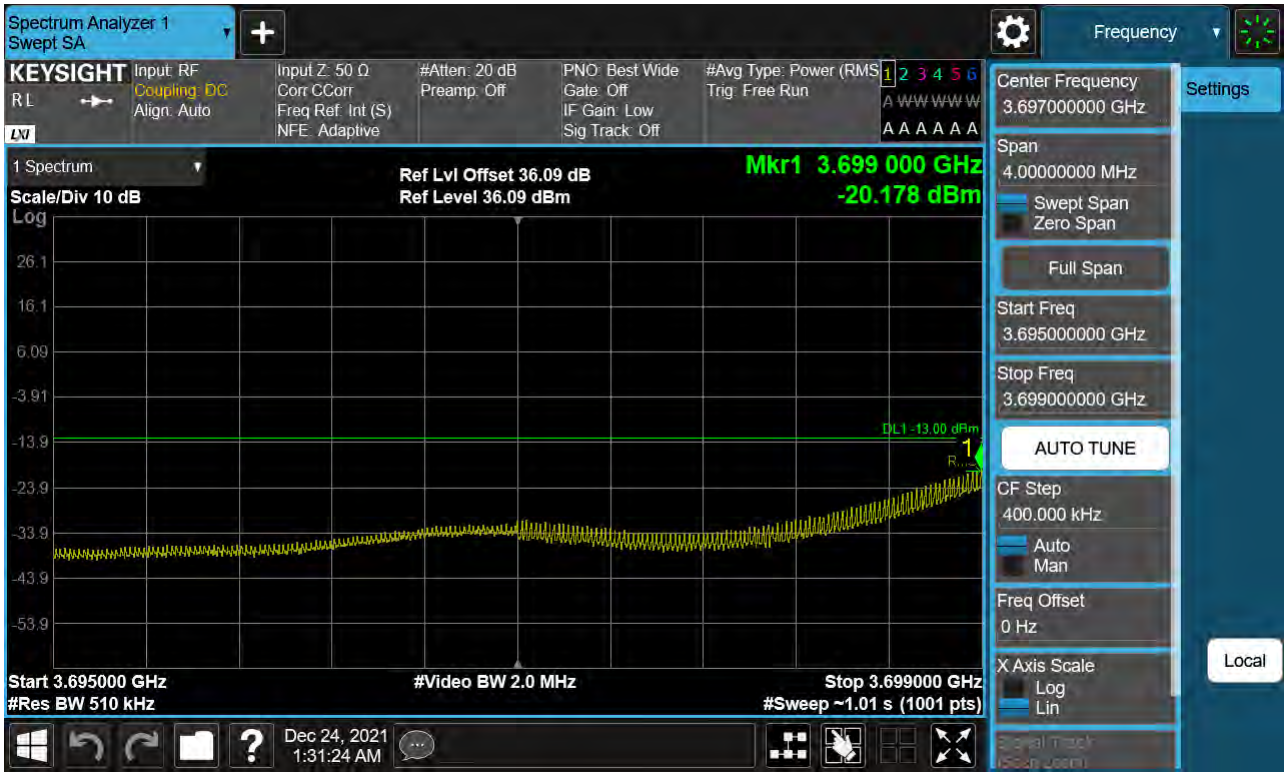
Sub6 n77. Low Band Edge Plot (60 M BW Ch.648668 BPSK 1RB)(1)



Sub6 n77. Low Band Edge Plot (60 M BW Ch.648668 BPSK FullRB)(1)



Sub6 n77. Low Band Edge Plot (60 M BW Ch.648668 BPSK 1RB)(2)



Sub6 n77. Low Band Edge Plot (60 M BW Ch.648668 BPSK FullRB)(2)



Sub6 n77. Low Band Edge Plot (60 M BW Ch.648668 BPSK 1RB)(3)



Sub6 n77. Low Band Edge Plot (60 M BW Ch.648668 BPSK FullRB)(3)



Sub6 n77. High Band Edge Plot (60 M BW Ch.663332 BPSK 1RB)(1)



Sub6 n77. High Band Edge Plot (60 M BW Ch.663332 BPSK FullRB)(1)



Sub6 n77. High Band Edge Plot (60 M BW Ch.663332 BPSK 1RB)(2)



Sub6 n77. High Band Edge Plot (60 M BW Ch.663332 BPSK FullRB)(2)



Sub6 n77. High Band Edge Plot (60 M BW Ch.663332 BPSK 1RB)(3)



Sub6 n77. High Band Edge Plot (60 M BW Ch.663332 BPSK FullRB)(3)



Sub6 n77. Low Band Edge Plot (70 M BW Ch.649000 BPSK 1RB)(1)



Sub6 n77. Low Band Edge Plot (70 M BW Ch.649000 BPSK FullRB)(1)



Sub6 n77. Low Band Edge Plot (70 M BW Ch.649000 BPSK 1RB)(2)



Sub6 n77. Low Band Edge Plot (70 M BW Ch.649000 BPSK FullRB)(2)



Sub6 n77. Low Band Edge Plot (70 M BW Ch.649000 BPSK 1RB)(3)



Sub6 n77. Low Band Edge Plot (70 M BW Ch.649000 BPSK FullRB)(3)



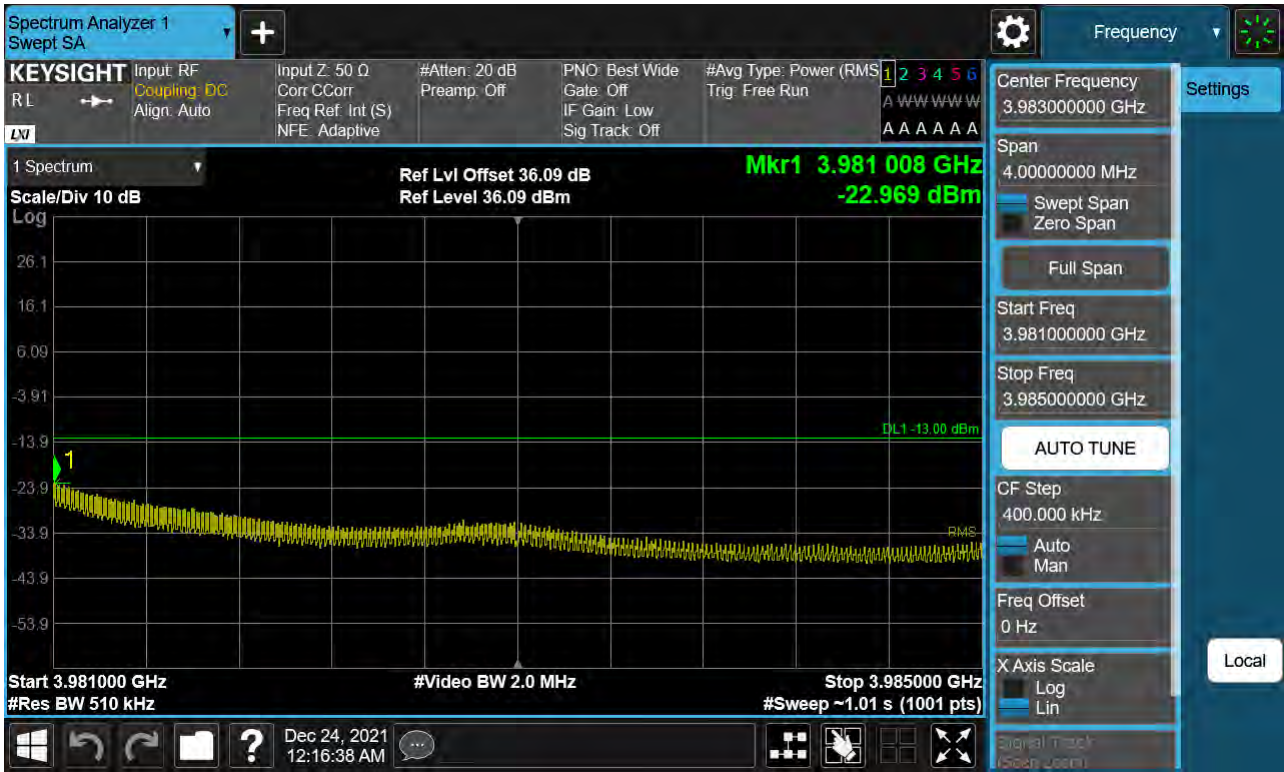
Sub6 n77. High Band Edge Plot (70 M BW Ch.663000 BPSK 1RB)(1)



Sub6 n77. High Band Edge Plot (70 M BW Ch.663000 BPSK FullRB)(1)



Sub6 n77. High Band Edge Plot (70 M BW Ch.663000 BPSK 1RB)(2)



Sub6 n77. High Band Edge Plot (70 M BW Ch.663000 BPSK FullRB)(2)



Sub6 n77. High Band Edge Plot (70 M BW Ch.663000 BPSK 1RB)(3)



Sub6 n77. High Band Edge Plot (70 M BW Ch.663000 BPSK FullRB)(3)



Sub6 n77. Low Band Edge Plot (80 M BW Ch.649334 BPSK 1RB)(1)



Sub6 n77. Low Band Edge Plot (80 M BW Ch.649334 BPSK FullRB)(1)



Sub6 n77. Low Band Edge Plot (80 M BW Ch.649334 BPSK 1RB)(2)



Sub6 n77. Low Band Edge Plot (80 M BW Ch.649334 BPSK FullRB)(2)



Sub6 n77. Low Band Edge Plot (80 M BW Ch.649334 BPSK 1RB)(3)



Sub6 n77. Low Band Edge Plot (80 M BW Ch.649334 BPSK FullRB)(3)



Sub6 n77. High Band Edge Plot (80 M BW Ch.662666 BPSK 1RB)(1)



Sub6 n77. High Band Edge Plot (80 M BW Ch.662666 BPSK FullRB)(1)



Sub6 n77. High Band Edge Plot (80 M BW Ch.662666 BPSK 1RB)(2)



Sub6 n77. High Band Edge Plot (80 M BW Ch.662666 BPSK FullRB)(2)



Sub6 n77. High Band Edge Plot (80 M BW Ch.662666 BPSK 1RB)(3)



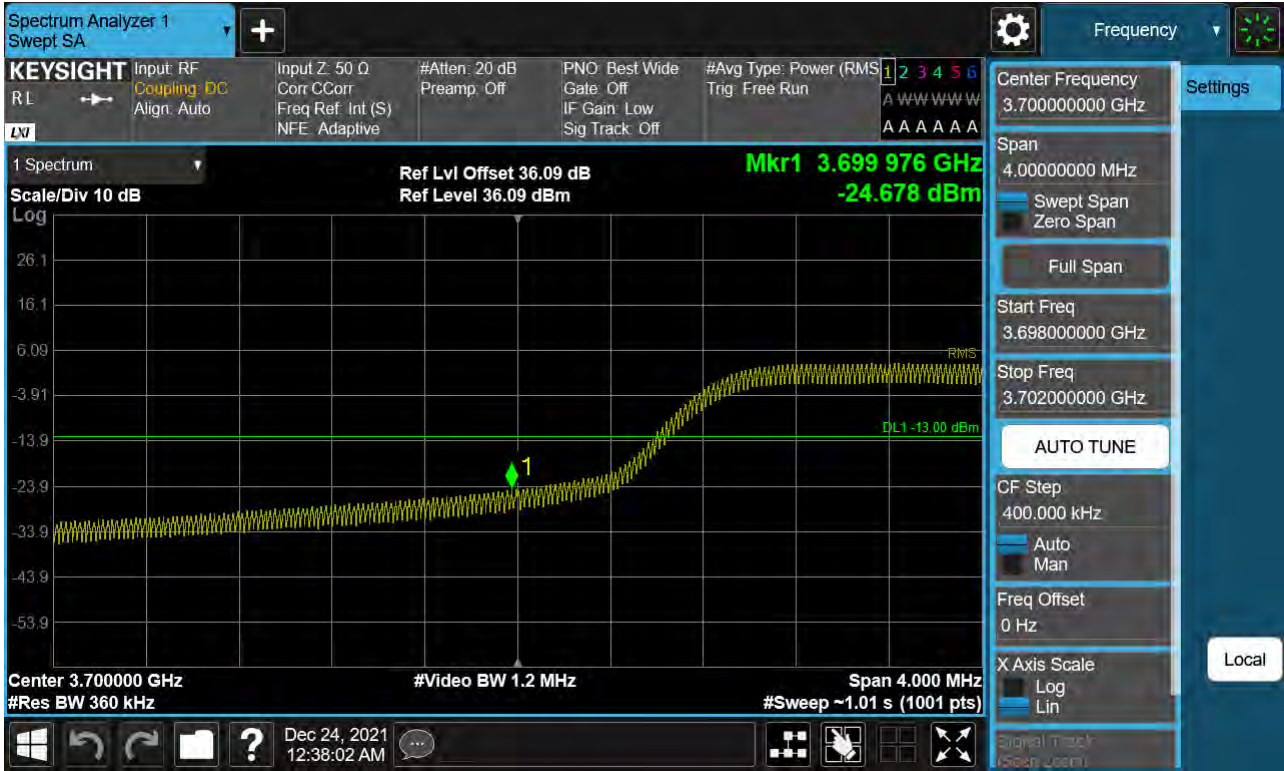
Sub6 n77. High Band Edge Plot (80 M BW Ch.662666 BPSK FullRB)(3)



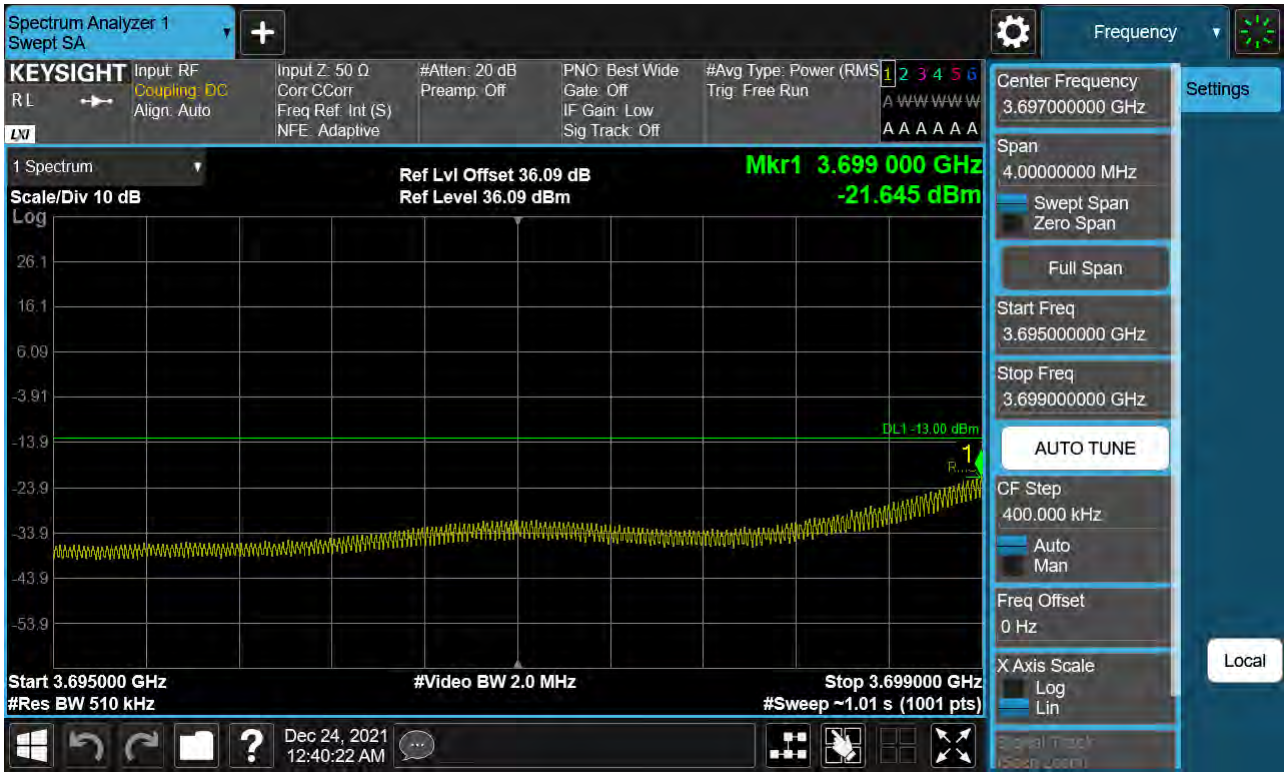
Sub6 n77. Low Band Edge Plot (90 M BW Ch.649668 BPSK 1RB)(1)



Sub6 n77. Low Band Edge Plot (90 M BW Ch.649668 BPSK FullRB)(1)



Sub6 n77. Low Band Edge Plot (90 M BW Ch.649668 BPSK 1RB)(2)



Sub6 n77. Low Band Edge Plot (90 M BW Ch.649668 BPSK FullRB)(2)



Sub6 n77. Low Band Edge Plot (90 M BW Ch.649668 BPSK 1RB)(3)



Sub6 n77. Low Band Edge Plot (90 M BW Ch.649668 BPSK FullRB)(3)



Sub6 n77. High Band Edge Plot (90 M BW Ch.662332 BPSK 1RB)(1)



Sub6 n77. High Band Edge Plot (90 M BW Ch.662332 BPSK FullRB)(1)



Sub6 n77. High Band Edge Plot (90 M BW Ch.662332 BPSK 1RB)(2)



Sub6 n77. High Band Edge Plot (90 M BW Ch.662332 BPSK FullRB)(2)



Sub6 n77. High Band Edge Plot (90 M BW Ch.662332 BPSK 1RB)(3)



Sub6 n77. High Band Edge Plot (90 M BW Ch.662332 BPSK FullRB)(3)



Sub6 n77. Low Band Edge Plot (100 M BW Ch.650000 BPSK 1RB)(1)



Sub6 n77. Low Band Edge Plot (100 M BW Ch.650000 BPSK FullRB)(1)



Sub6 n77. Low Band Edge Plot (100 M BW Ch.650000 BPSK 1RB)(2)



Sub6 n77. Low Band Edge Plot (100 M BW Ch.650000 BPSK FullRB)(2)



Sub6 n77. Low Band Edge Plot (100 M BW Ch.650000 BPSK 1RB)(3)



Sub6 n77. Low Band Edge Plot (100 M BW Ch.650000 BPSK FullRB)(3)



Sub6 n77. High Band Edge Plot (100 M BW Ch.662000 BPSK 1RB)(1)



Sub6 n77. High Band Edge Plot (100 M BW Ch.662000 BPSK FullRB)(1)



Sub6 n77. High Band Edge Plot (100 M BW Ch.662000 BPSK 1RB)(2)



Sub6 n77. High Band Edge Plot (100 M BW Ch.662000 BPSK FullRB)(2)



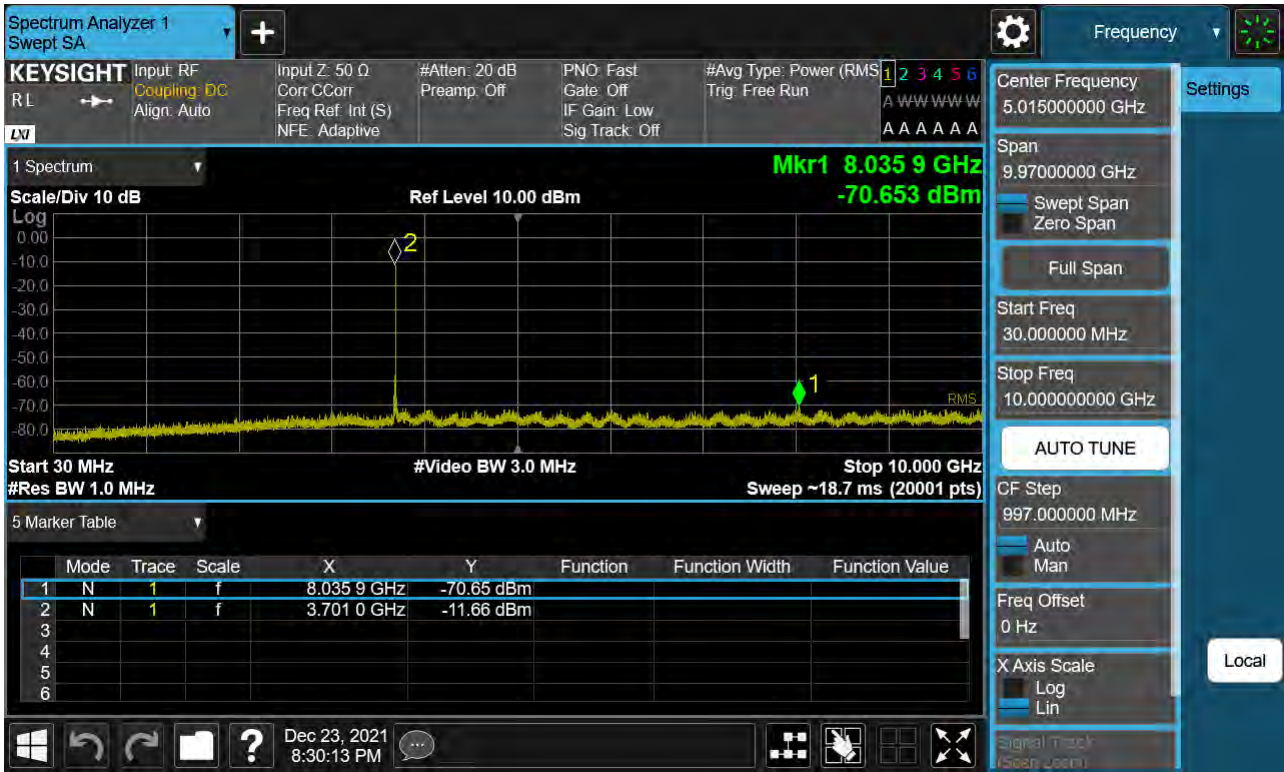
Sub6 n77. High Band Edge Plot (100 M BW Ch.662000 BPSK 1RB)(3)



Sub6 n77. High Band Edge Plot (100 M BW Ch.662000 BPSK FullRB)(3)



Sub6 n77. Conducted Spurious Plot_1 (647000ch_10 MHz_BPSK)



Sub6 n77. Conducted Spurious Plot_2 (647000ch_10 MHz_BPSK)

