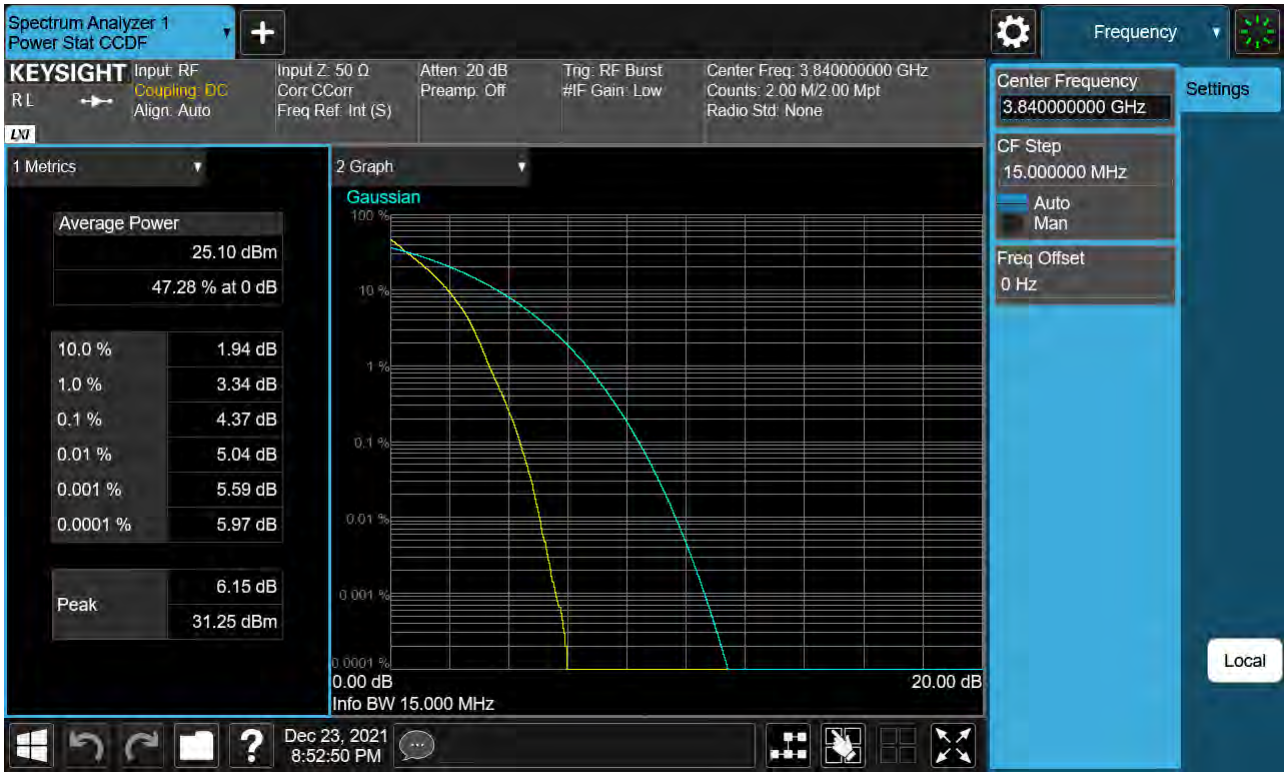


Sub6 n77. PAR Plot (10 M BW_Ch.656000_256QAM)



Sub6 n77. PAR Plot (15 M BW_Ch.656000_ BPSK)



Sub6 n77. PAR Plot (15 M BW_Ch.656000_QPSK)



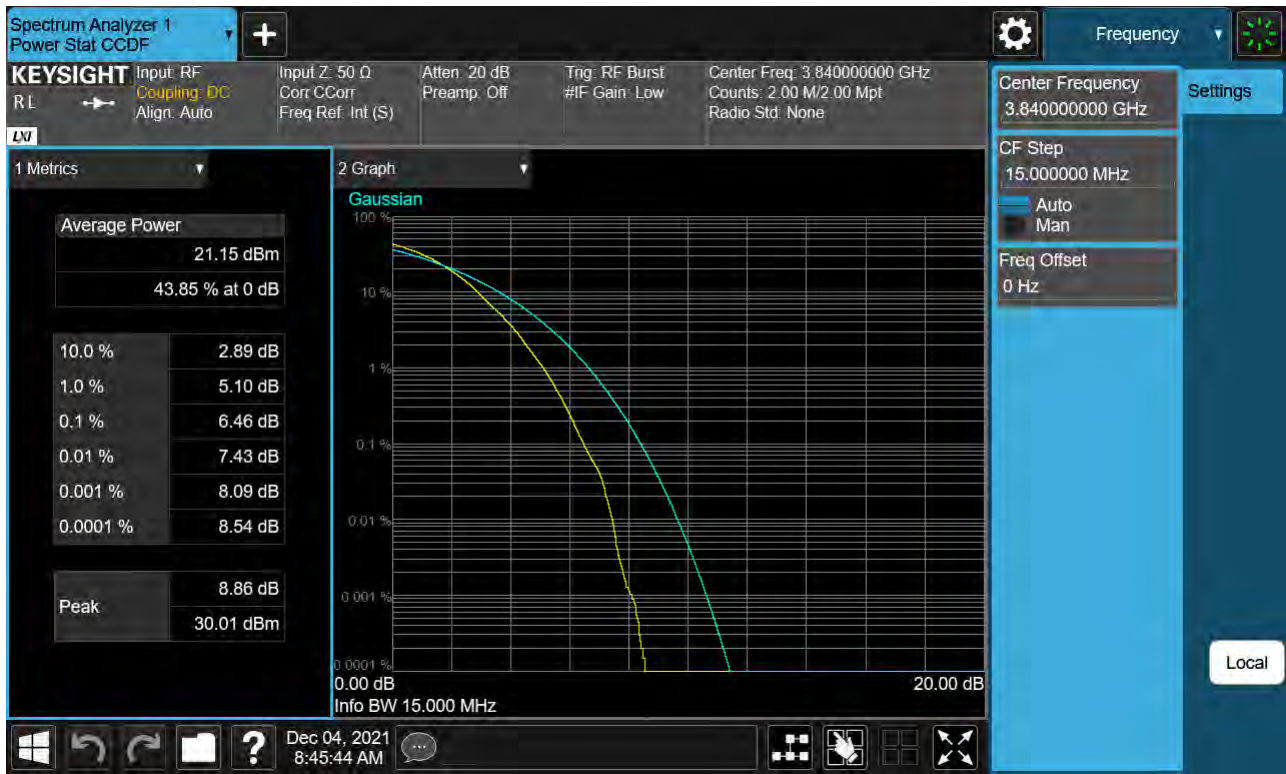
Sub6 n77. PAR Plot (15 M BW_Ch.656000_16QAM)



Sub6 n77. PAR Plot (15 M BW_Ch.656000_64QAM)



Sub6 n77. PAR Plot (15 M BW_Ch.656000_256QAM)



Sub6 n77. PAR Plot (20 M BW_Ch.656000_ BPSK)



Sub6 n77. PAR Plot (20 M BW_Ch.656000_QPSK)



Sub6 n77. PAR Plot (20 M BW_Ch.656000_16QAM)



Sub6 n77. PAR Plot (20 M BW_Ch.656000_64QAM)



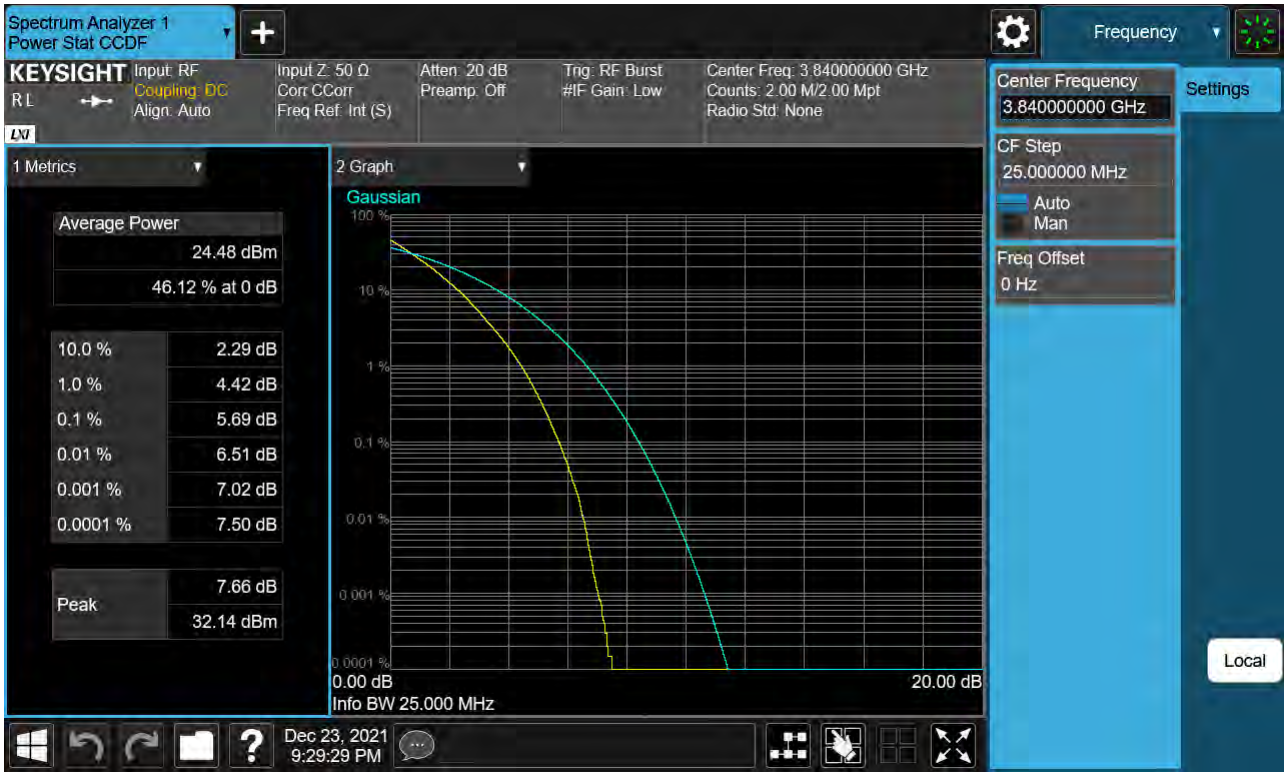
Sub6 n77. PAR Plot (20 M BW_Ch.656000_256QAM)



Sub6 n77. PAR Plot (25 M BW_Ch.656000_ BPSK)



Sub6 n77. PAR Plot (25 M BW_Ch.656000_QPSK)



Sub6 n77. PAR Plot (25 M BW_Ch.656000_16QAM)



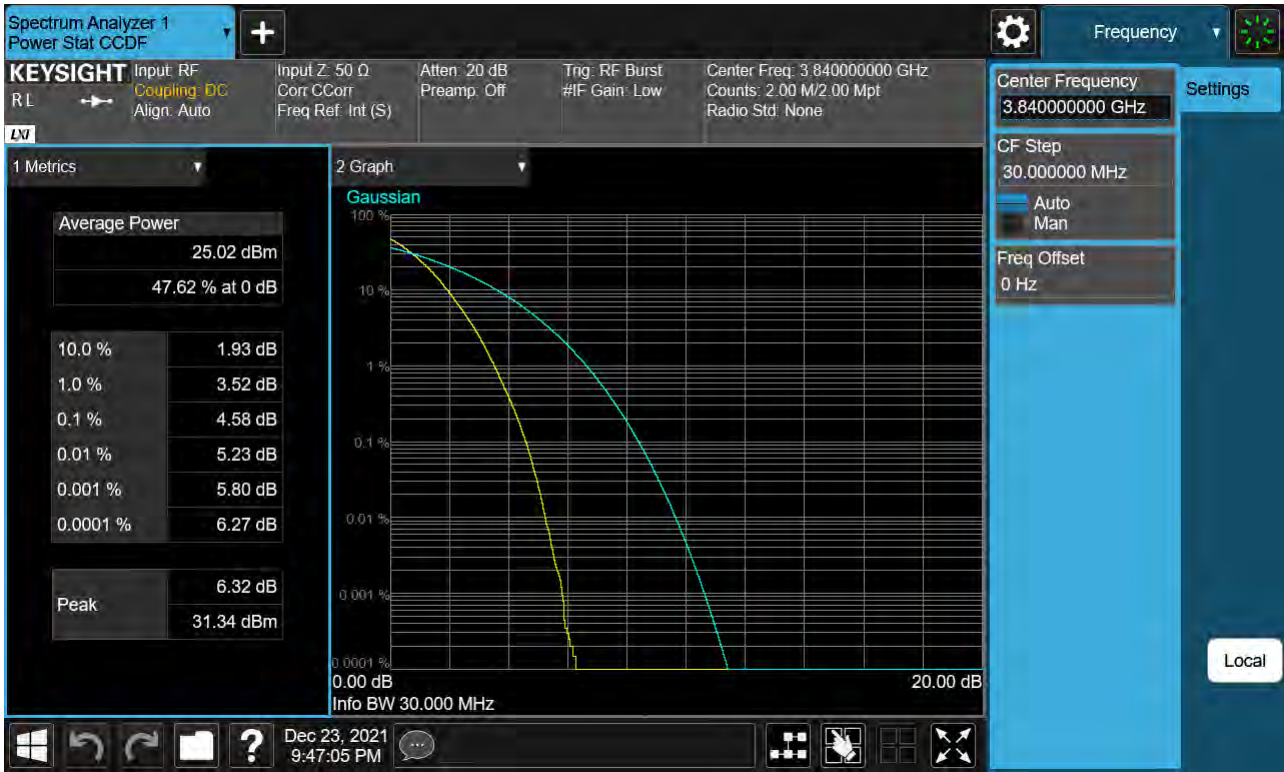
Sub6 n77. PAR Plot (25 M BW_Ch.656000_64QAM)



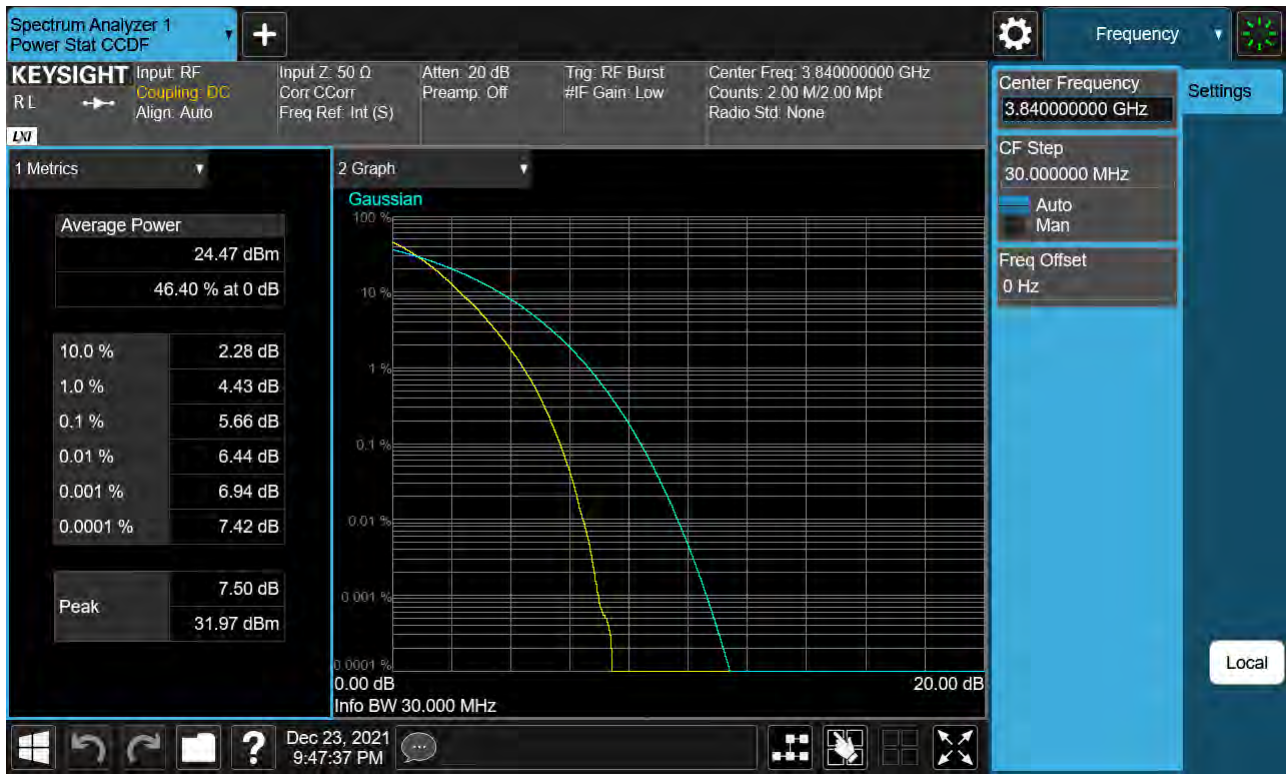
Sub6 n77. PAR Plot (25 M BW_Ch.656000_256QAM)



Sub6 n77. PAR Plot (30 M BW_Ch.656000_ BPSK)



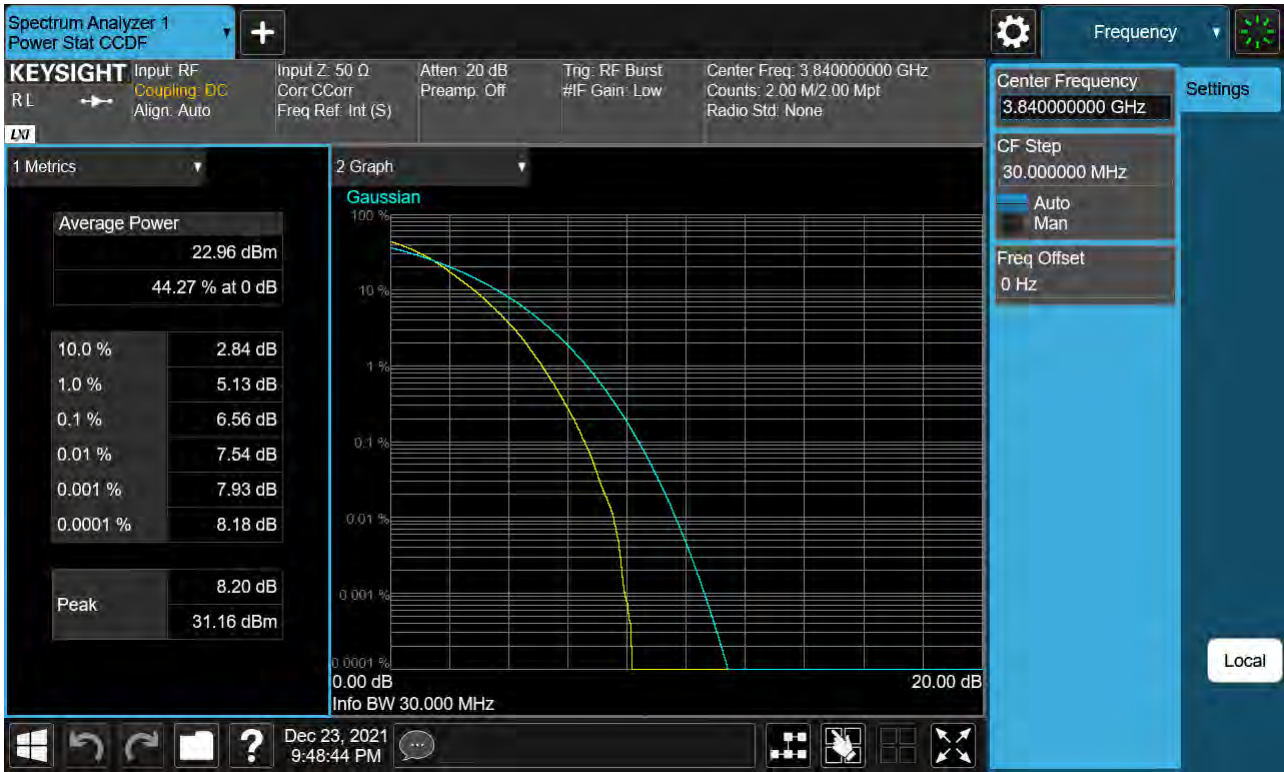
Sub6 n77. PAR Plot (30 M BW_Ch.656000_QPSK)



Sub6 n77. PAR Plot (30 M BW_Ch.656000_16QAM)



Sub6 n77. PAR Plot (30 M BW_Ch.656000_64QAM)



Sub6 n77. PAR Plot (30 M BW_Ch.656000_256QAM)



Sub6 n77. PAR Plot (40 M BW_Ch.656000_ BPSK)



Sub6 n77. PAR Plot (40 M BW_Ch.656000_QPSK)



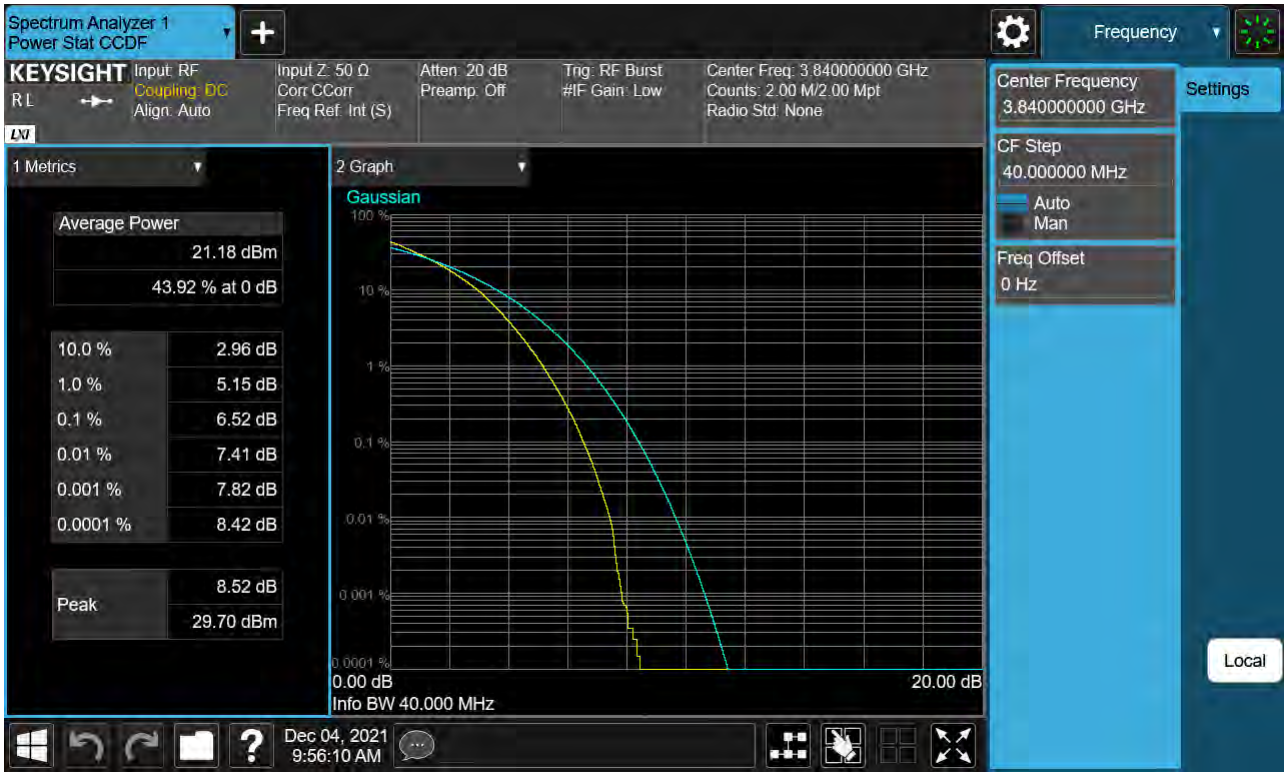
Sub6 n77. PAR Plot (40 M BW_Ch.656000_16QAM)



Sub6 n77. PAR Plot (40 M BW_Ch.656000_64QAM)



Sub6 n77. PAR Plot (40 M BW_Ch.656000_256QAM)



Sub6 n77. PAR Plot (50 M BW_Ch.656000_ BPSK)



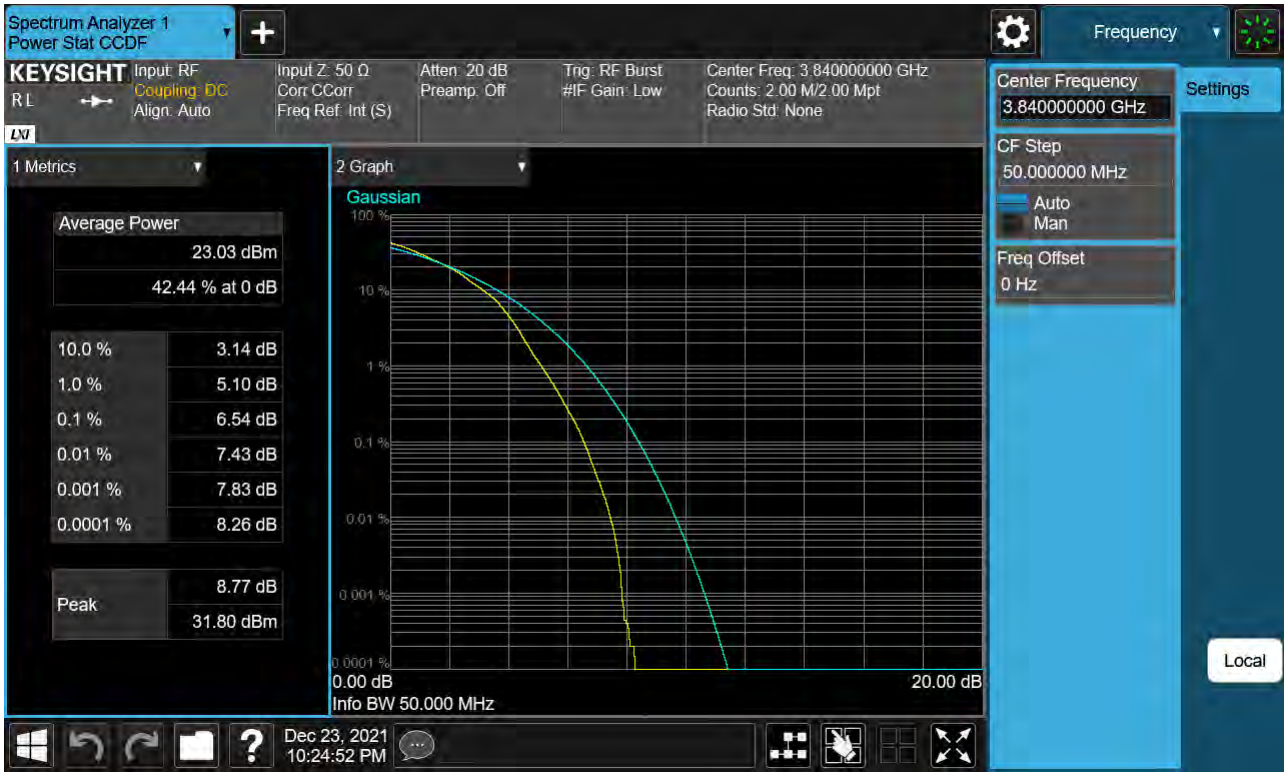
Sub6 n77. PAR Plot (50 M BW_Ch.656000_QPSK)



Sub6 n77. PAR Plot (50 M BW_Ch.656000_16QAM)



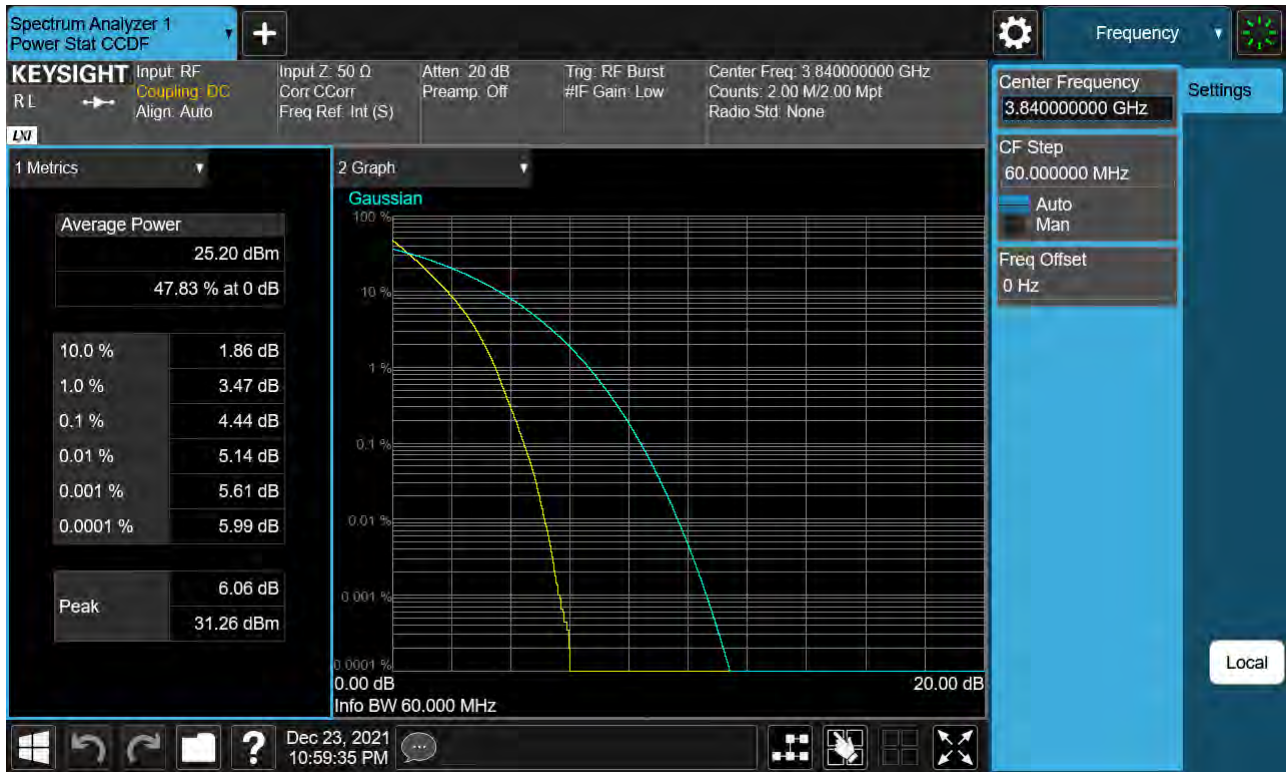
Sub6 n77. PAR Plot (50 M BW_Ch.656000_64QAM)



Sub6 n77. PAR Plot (50 M BW_Ch.656000_256QAM)



Sub6 n77. PAR Plot (60 M BW_Ch.656000_ BPSK)



Sub6 n77. PAR Plot (60 M BW_Ch.656000_QPSK)



Sub6 n77. PAR Plot (60 M BW_Ch.656000_16QAM)



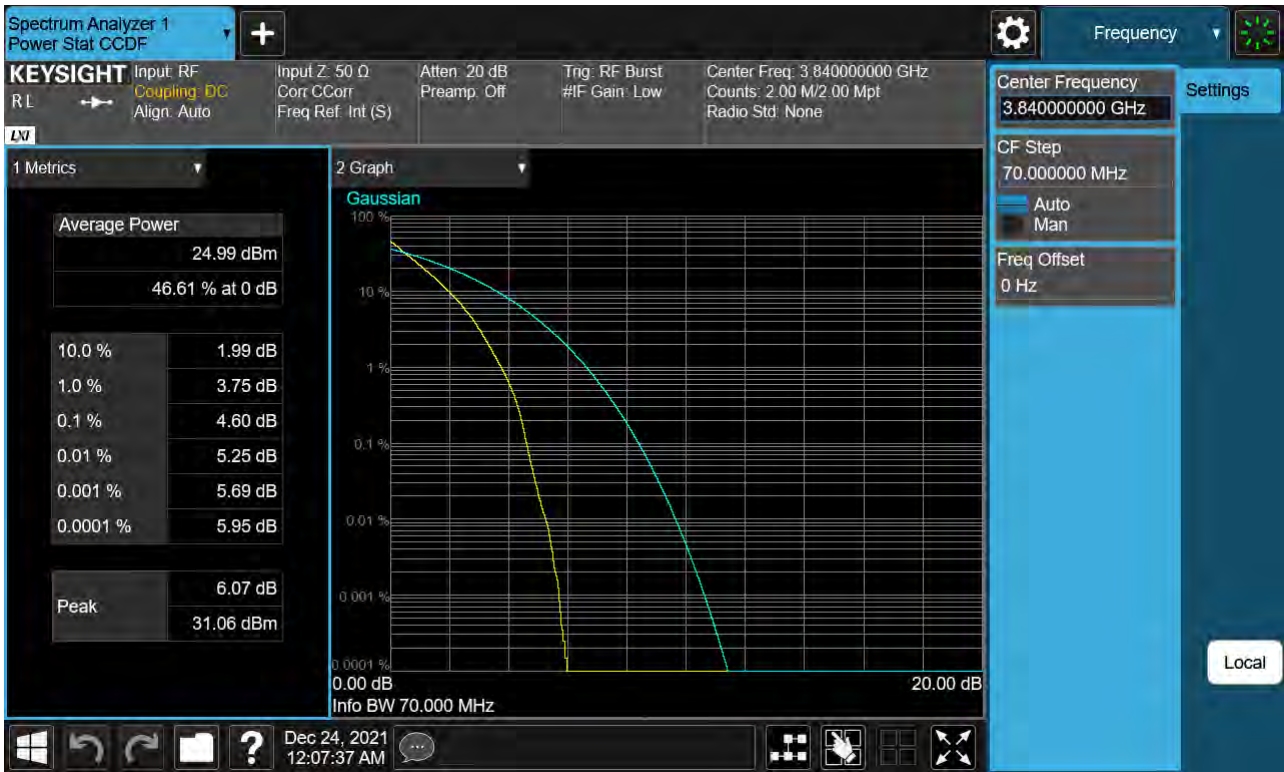
Sub6 n77. PAR Plot (60 M BW_Ch.656000_64QAM)



Sub6 n77. PAR Plot (60 M BW_Ch.656000_256QAM)



Sub6 n77. PAR Plot (70 M BW_Ch.656000_ BPSK)



Sub6 n77. PAR Plot (70 M BW_Ch.656000_QPSK)



Sub6 n77. PAR Plot (70 M BW_Ch.656000_16QAM)



Sub6 n77. PAR Plot (70 M BW_Ch.656000_64QAM)



Sub6 n77. PAR Plot (70 M BW_Ch.656000_256QAM)



Sub6 n77. PAR Plot (80 M BW_Ch.656000_ BPSK)



Sub6 n77. PAR Plot (80 M BW_Ch.656000_QPSK)



Sub6 n77. PAR Plot (80 M BW_Ch.656000_16QAM)



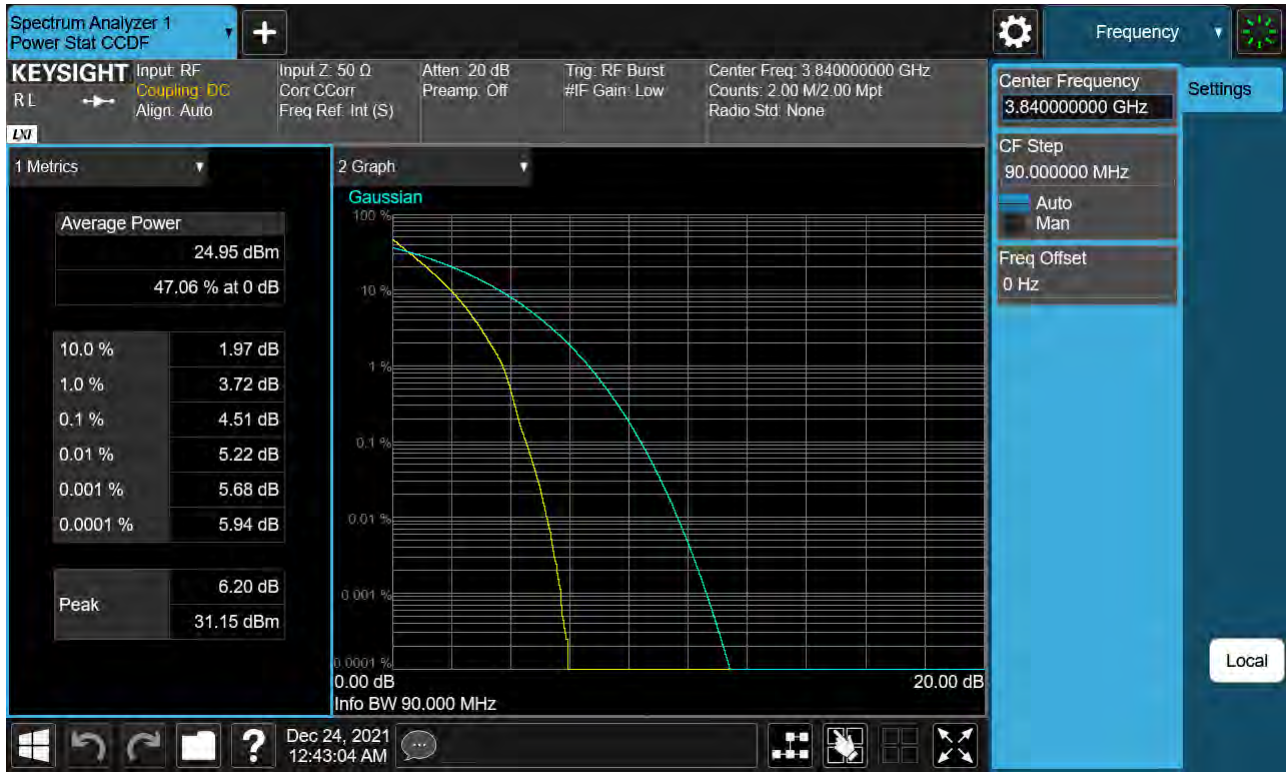
Sub6 n77. PAR Plot (80 M BW_Ch.656000_64QAM)



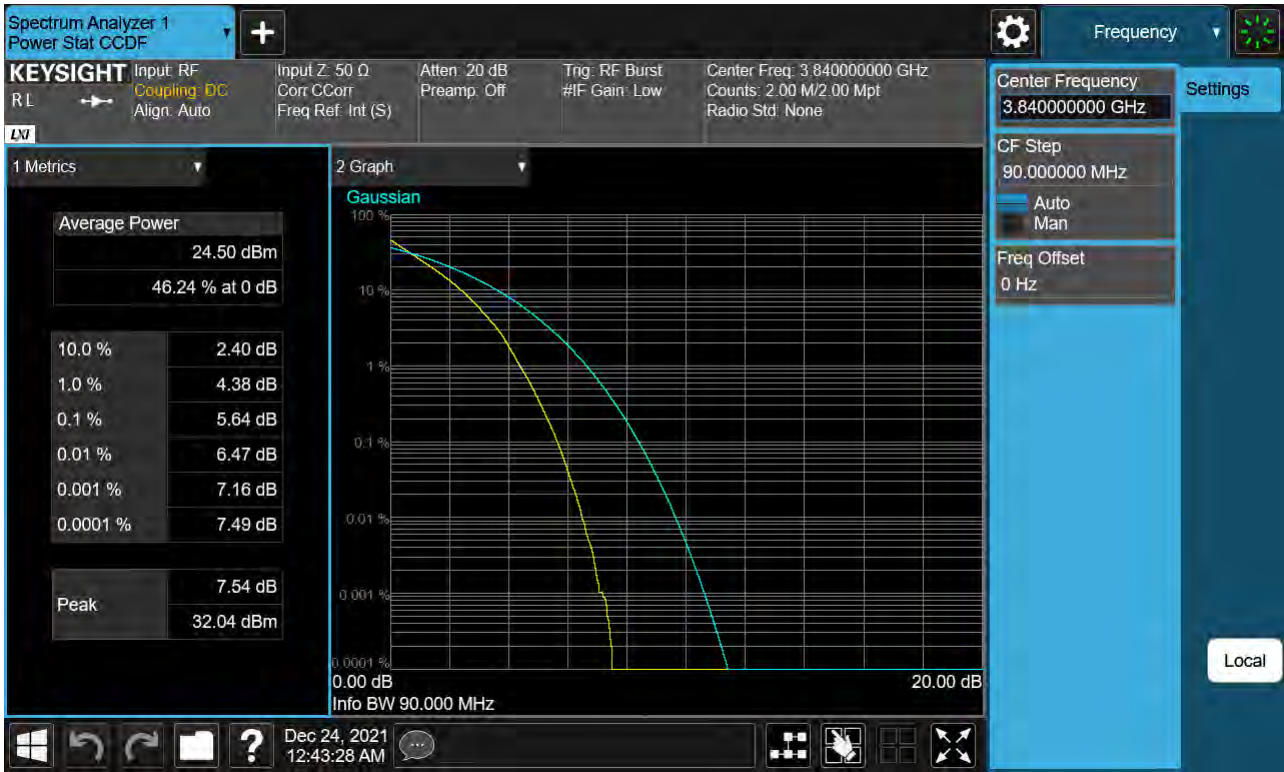
Sub6 n77. PAR Plot (80 M BW_Ch.656000_256QAM)



Sub6 n77. PAR Plot (90 M BW_Ch.656000_ BPSK)



Sub6 n77. PAR Plot (90 M BW_Ch.656000_QPSK)



Sub6 n77. PAR Plot (90 M BW_Ch.656000_16QAM)



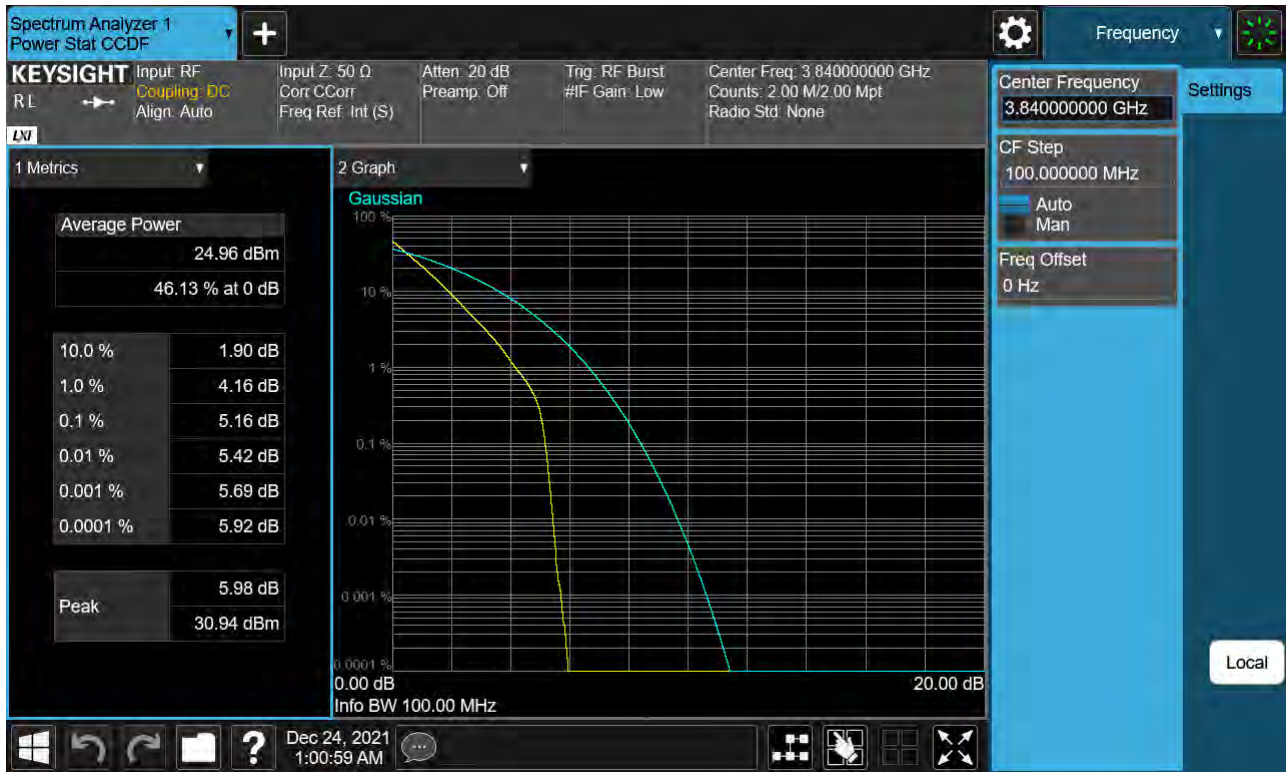
Sub6 n77. PAR Plot (90 M BW_Ch.656000_64QAM)



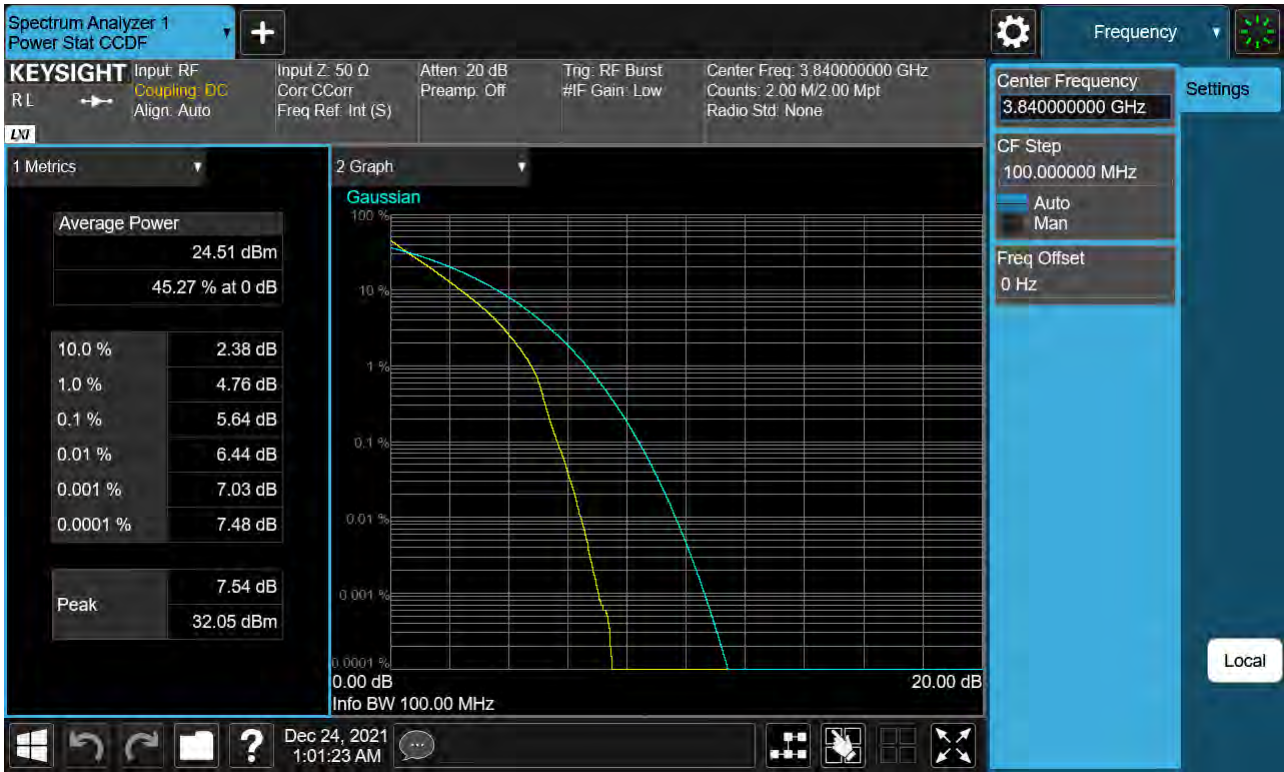
Sub6 n77. PAR Plot (90 M BW_Ch.656000_256QAM)



Sub6 n77. PAR Plot (100 M BW_Ch.656000_ BPSK)



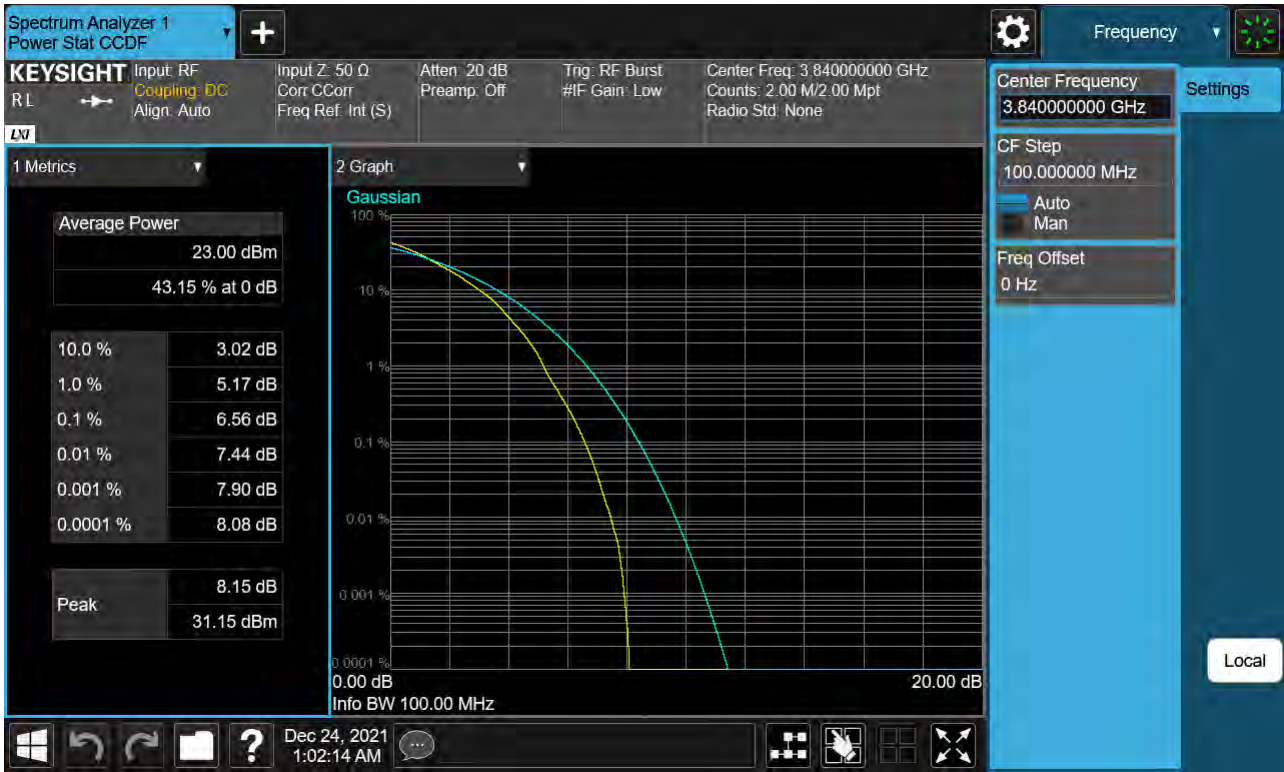
Sub6 n77. PAR Plot (100 M BW_Ch.656000_QPSK)



Sub6 n77. PAR Plot (100 M BW_Ch.656000_16QAM)



Sub6 n77. PAR Plot (100 M BW_Ch.656000_64QAM)



Sub6 n77. PAR Plot (100 M BW_Ch.656000_256QAM)



Sub6 n77. Low Band Edge Plot (10 M BW Ch.647000 BPSK 1RB)(1)



Sub6 n77. Low Band Edge Plot (10 M BW Ch.647000 BPSK FullRB)(1)



Sub6 n77. Low Band Edge Plot (10 M BW Ch.647000 BPSK 1RB)(2)



Sub6 n77. Low Band Edge Plot (10 M BW Ch.647000 BPSK FullRB)(2)



Sub6 n77. Low Band Edge Plot (10 M BW Ch.647000 BPSK 1RB)(3)



Sub6 n77. Low Band Edge Plot (10 M BW Ch.647000 BPSK FullRB)(3)



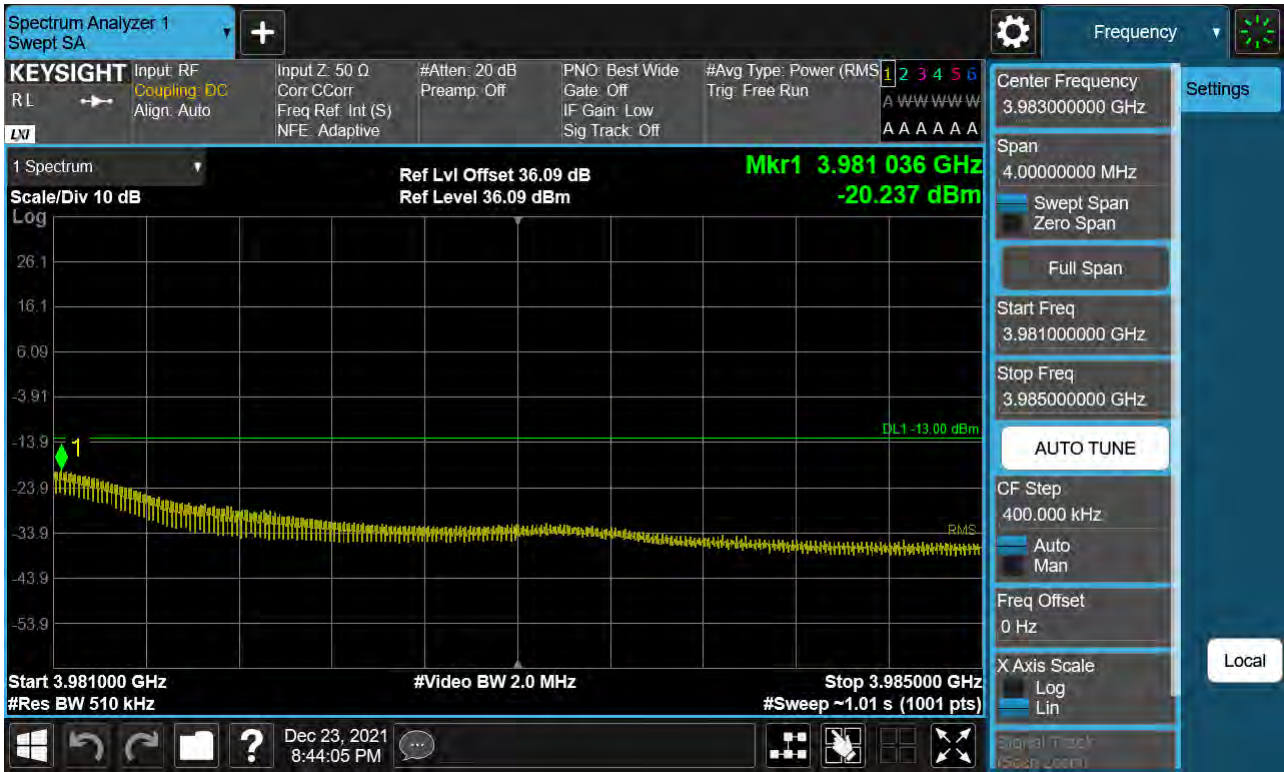
Sub6 n77. High Band Edge Plot (10 M BW Ch.665000 BPSK 1RB)(1)



Sub6 n77. High Band Edge Plot (10 M BW Ch.665000 BPSK FullRB)(1)



Sub6 n77. High Band Edge Plot (10 M BW Ch.665000 BPSK 1RB)(2)



Sub6 n77. High Band Edge Plot (10 M BW Ch.665000 BPSK FullRB)(2)



Sub6 n77. High Band Edge Plot (10 M BW Ch.665000 BPSK 1RB)(3)



Sub6 n77. High Band Edge Plot (10 M BW Ch.665000 BPSK FullRB)(3)



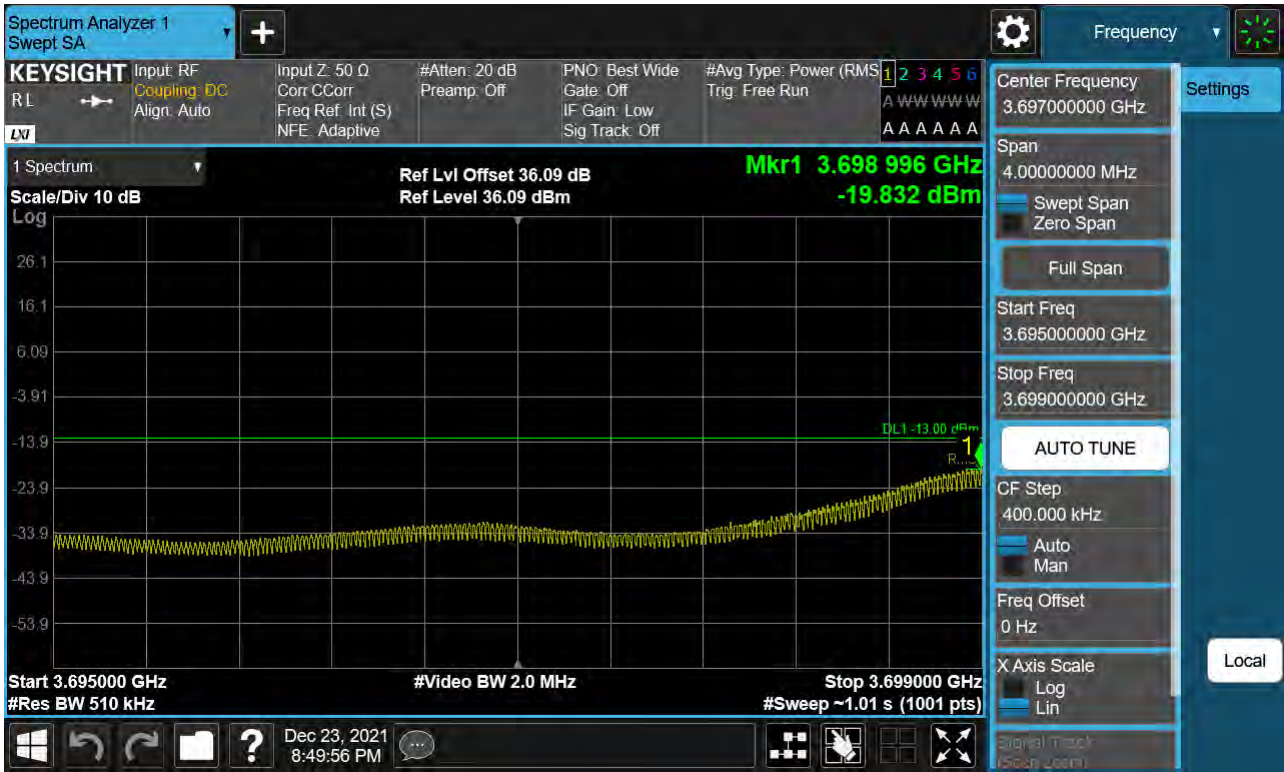
Sub6 n77. Low Band Edge Plot (15 M BW Ch.647168 BPSK 1RB)(1)



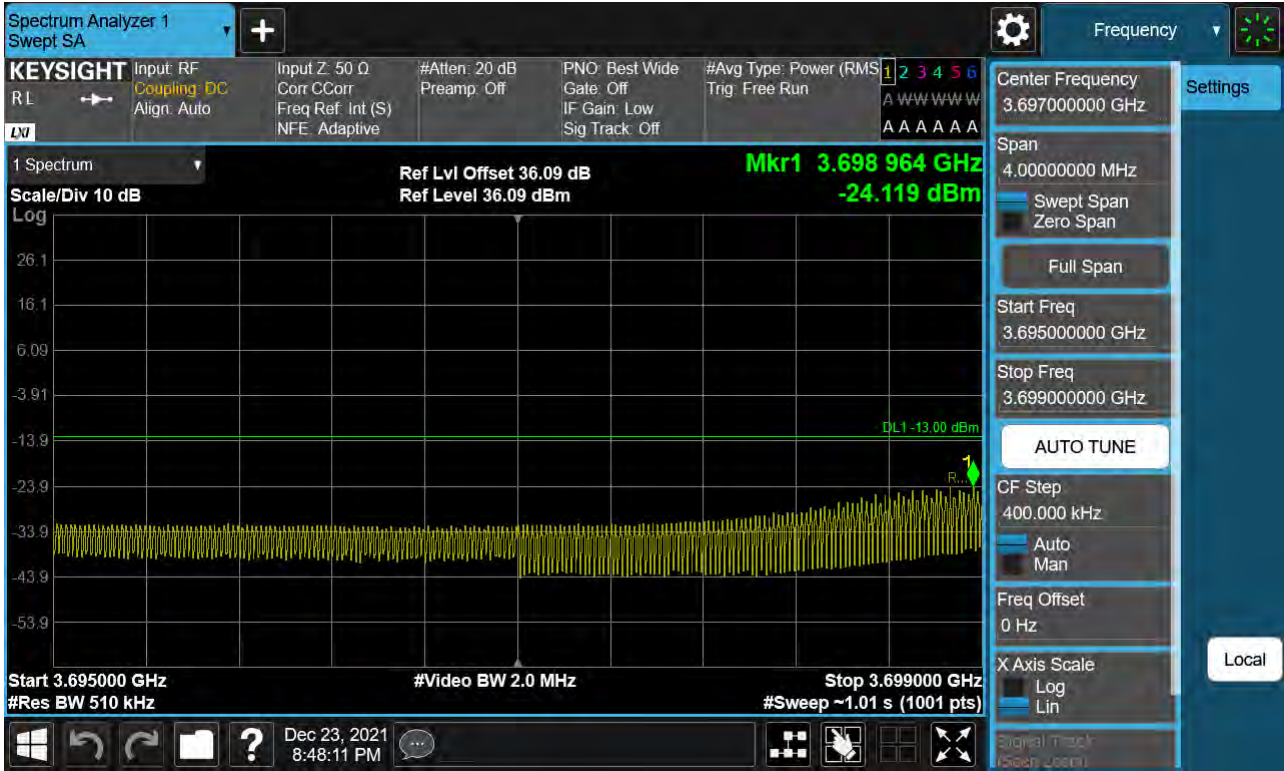
Sub6 n77. Low Band Edge Plot (15 M BW Ch.647168 BPSK FullRB)(1)



Sub6 n77. Low Band Edge Plot (15 M BW Ch.647168 BPSK 1RB)(2)



Sub6 n77. Low Band Edge Plot (15 M BW Ch.647168 BPSK FullRB)(2)



Sub6 n77. Low Band Edge Plot (15 M BW Ch.647168 BPSK 1RB)(3)



Sub6 n77. Low Band Edge Plot (15 M BW Ch.647168 BPSK FullRB)(3)



Sub6 n77. High Band Edge Plot (15 M BW Ch.664832 BPSK 1RB)(1)



Sub6 n77. High Band Edge Plot (15 M BW Ch.664832 BPSK FullRB)(1)



Sub6 n77. High Band Edge Plot (15 M BW Ch.664832 BPSK 1RB)(2)



Sub6 n77. High Band Edge Plot (15 M BW Ch.664832 BPSK FullRB)(2)



Sub6 n77. High Band Edge Plot (15 M BW Ch.664832 BPSK 1RB)(3)



Sub6 n77. High Band Edge Plot (15 M BW Ch.664832 BPSK FullRB)(3)



Sub6 n77. Low Band Edge Plot (20 M BW Ch.647334 BPSK 1RB)(1)



Sub6 n77. Low Band Edge Plot (20 M BW Ch.647334 BPSK FullRB)(1)



Sub6 n77. Low Band Edge Plot (20 M BW Ch.647334 BPSK 1RB)(2)



Sub6 n77. Low Band Edge Plot (20 M BW Ch.647334 BPSK FullRB)(2)



Sub6 n77. Low Band Edge Plot (20 M BW Ch.647334 BPSK 1RB)(3)



Sub6 n77. Low Band Edge Plot (20 M BW Ch.647334 BPSK FullRB)(3)



Sub6 n77. High Band Edge Plot (20 M BW Ch.664666 BPSK 1RB)(1)



Sub6 n77. High Band Edge Plot (20 M BW Ch.664666 BPSK FullRB)(1)



Sub6 n77. High Band Edge Plot (20 M BW Ch.664666 BPSK 1RB)(2)



Sub6 n77. High Band Edge Plot (20 M BW Ch.664666 BPSK FullRB)(2)



Sub6 n77. High Band Edge Plot (20 M BW Ch.664666 BPSK 1RB)(3)



Sub6 n77. High Band Edge Plot (20 M BW Ch.664666 BPSK FullRB)(3)



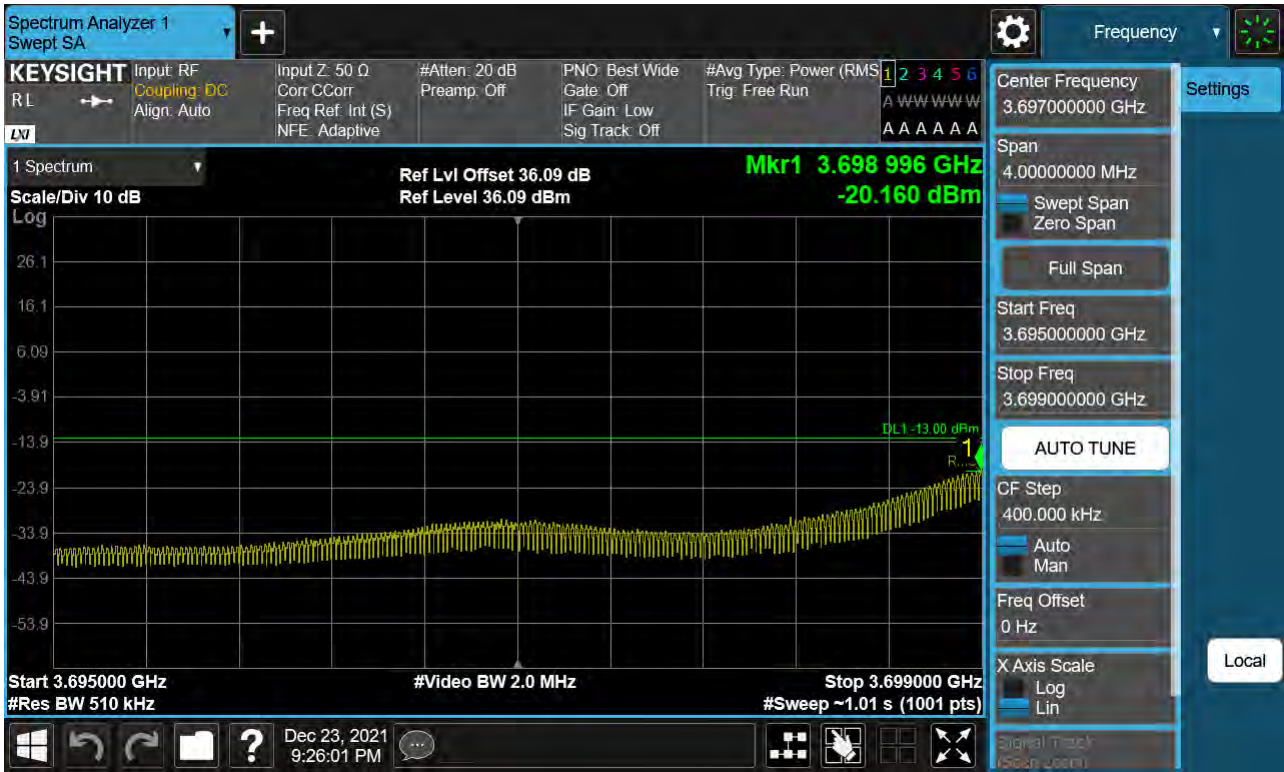
Sub6 n77. Low Band Edge Plot (25 M BW Ch.647500 BPSK 1RB)(1)



Sub6 n77. Low Band Edge Plot (25 M BW Ch.647500 BPSK FullRB)(1)



Sub6 n77. Low Band Edge Plot (25 M BW Ch.647500 BPSK 1RB)(2)



Sub6 n77. Low Band Edge Plot (25 M BW Ch.647500 BPSK FullRB)(2)



Sub6 n77. Low Band Edge Plot (25 M BW Ch.647500 BPSK 1RB)(3)



Sub6 n77. Low Band Edge Plot (25 M BW Ch.647500 BPSK FullRB)(3)



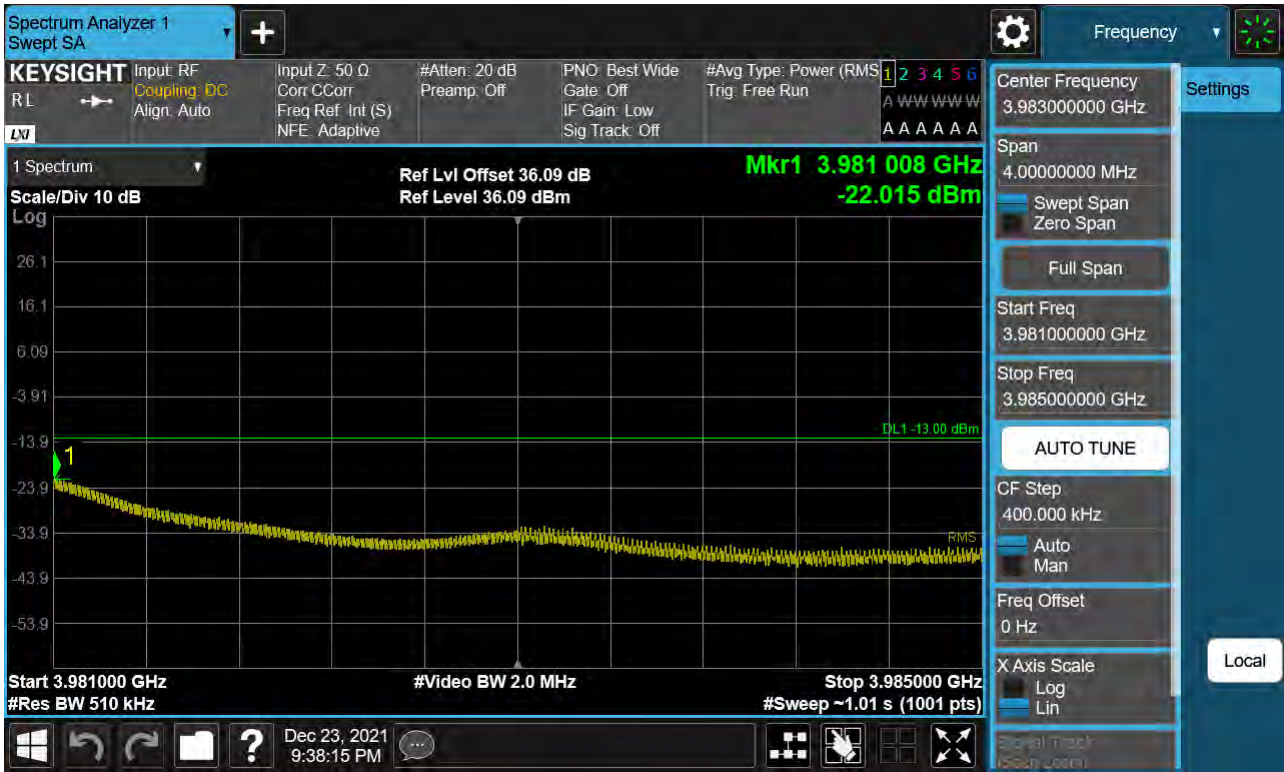
Sub6 n77. High Band Edge Plot (25 M BW Ch.664500 BPSK 1RB)(1)



Sub6 n77. High Band Edge Plot (25 M BW Ch.664500 BPSK FullRB)(1)



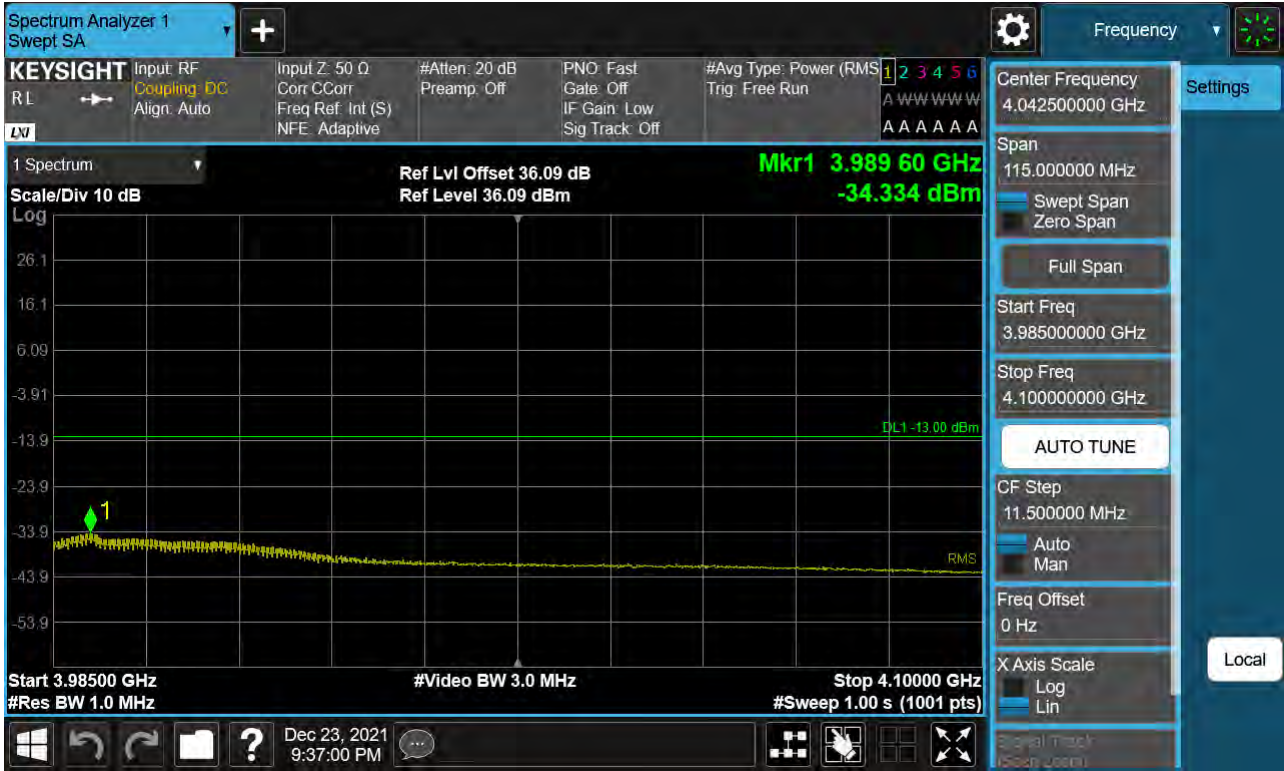
Sub6 n77. High Band Edge Plot (25 M BW Ch.664500 BPSK 1RB)(2)



Sub6 n77. High Band Edge Plot (25 M BW Ch.664500 BPSK FullRB)(2)



Sub6 n77. High Band Edge Plot (25 M BW Ch.664500 BPSK FullRB)(3)



Sub6 n77. Low Band Edge Plot (30 M BW Ch.647668 BPSK 1RB)(1)

