

**- APPENDIX A. Test Setup Photographs -**

<<Conducted Disturbance –Front>>

- Mode 1~3



- Mode 4




<<Conducted Disturbance – Rear >>

- Mode 1~3




- Mode 4




<<Radiated Disturbance for Below 1 GHz –Front>>


- Mode 1



- Mode 2~3




- Mode 4




<<Radiated Disturbance for Below 1 GHz –Rear>>


- Mode 1



- Mode 2~3




- Mode 4




<<Radiated Disturbance for Above 1 GHz –Front>>


- Mode 1



- Mode 2~3



- Mode 4






<<Radiated Disturbance for Above 1 GHz –Rear>>


- Mode 1



- Mode 2~3



- Mode 4



-- End of page --