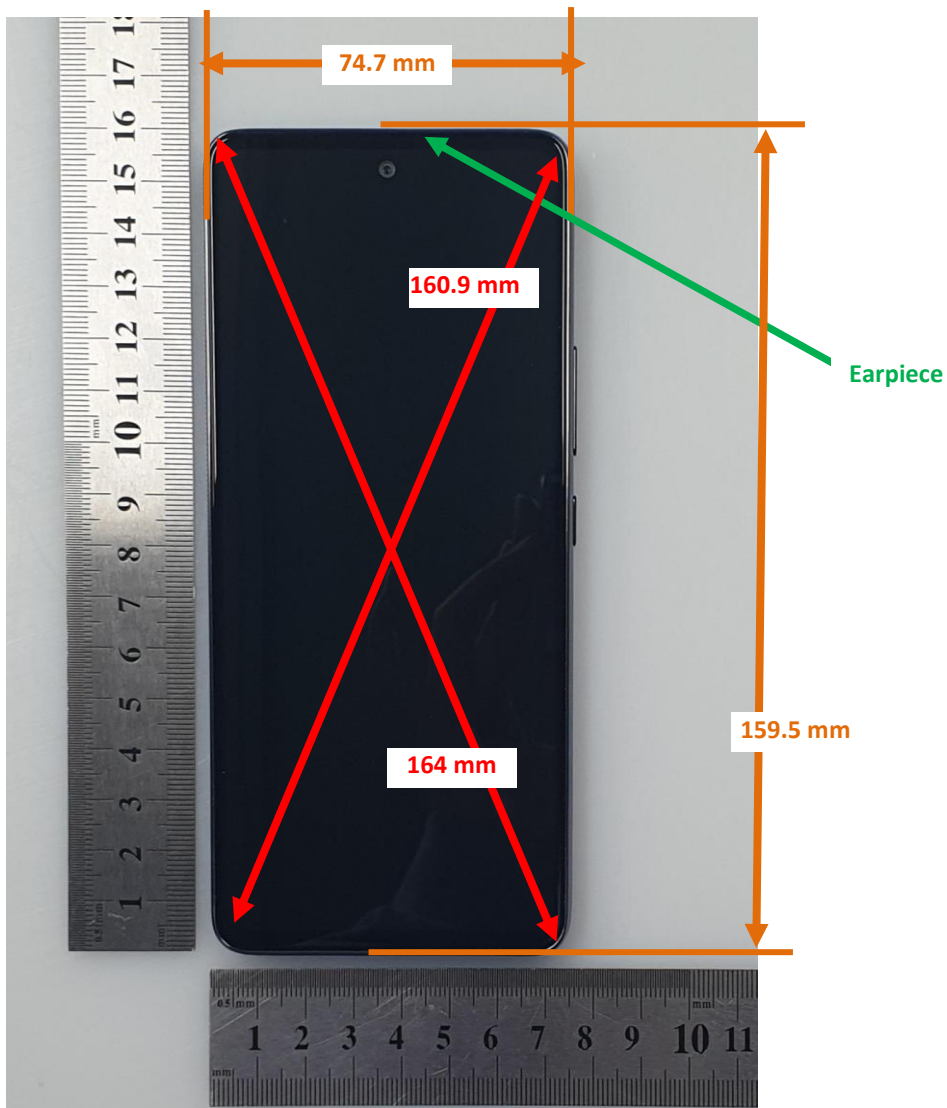


DUT and SAR Set-up Photos

Overall Dimensions



Front View of the DUT




Rear View of the DUT



Setup Photos

Handset Vertical and Horizontal Reference Lines


Vertical
Center Line



Horizontal
Line

Head Exposure Conditions


Left Touch



Left Tilt (15°)



Right Touch




Right Tilt (15°)



Body-worn Accessory Exposure Conditions

Rear(15mm)



Front(15mm)



Hotspot mode Exposure Conditions

Rear(10mm)




Front(10mm)



Hotspot Exposure Conditions

Edge 1(10mm)



Edge 2(10mm)



Edge 3(10mm)



Edge 4(10mm)



Phablet Exposure Conditions

Rear(0mm)



Rear(10mm)



Front(0mm)



Front(6mm)




Edge 1(0mm)



Edge 3(0mm)



Edge 3(12mm)



Edge 4(0mm)



Antenna Dimensions & Separation Distances

- ① Main 1 (TX & RX)
GSM 850, 1900
WCDMA II, IV, V
LTE B2, 4, 5, 12, 17, 26, 66
- ② Main 2(TX & RX)
LTE B 41
- ③ Wi-Fi 2.4G/ BT
- ④ Wi-Fi 5G

