


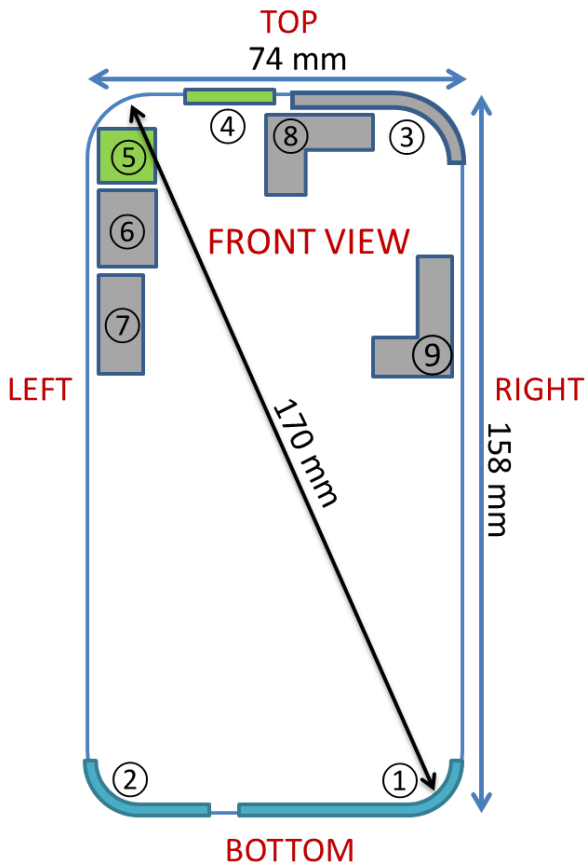


# APPENDIX G: DUT ANTENNA DIAGRAM & SAR TEST SETUP PHOTOGRAPHS

<b>FCC ID</b> A3LSMA528B	 <b>PCTEST</b> <small>Proud to be part of  element</small>	<b>SAR EVALUATION REPORT</b>		<b>Approved by:</b> Quality Manager
<b>Test Dates:</b> 08/19/2021 - 08/31/2021	<b>DUT Type:</b> Portable Handset			APPENDIX G: Page 1 of 14

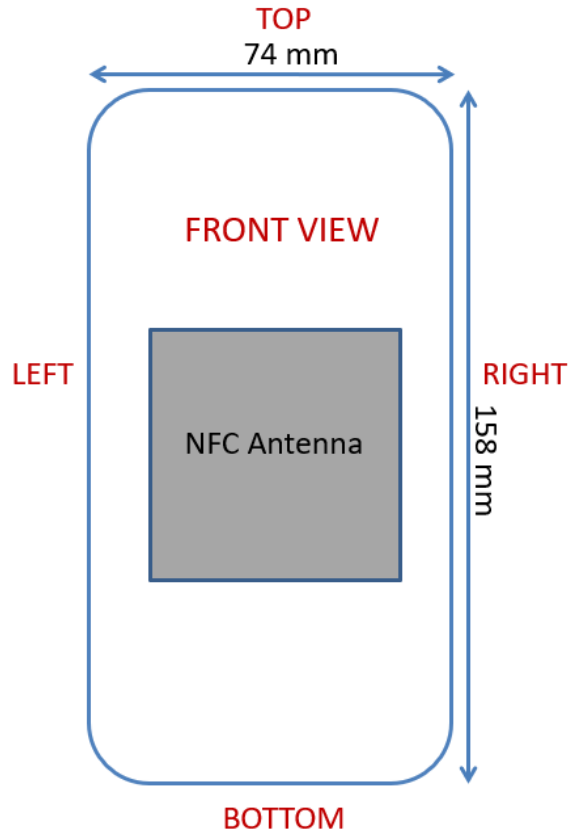


- ① Main Band Antenna I Tx/Rx
  - 1. GSM/GPRS/EDGE 850 MHz
  - 2. UMTS Band V
  - 3. LTE Band 5/12/17/26
  - 4. NR Band n5
- ② Main Band Antenna II Tx/Rx
  - 1. GSM/GPRS/EDGE 1900 MHz
  - 2. UMTS Band II/IV
  - 3. LTE Band 2/4/66/41
  - 4. NR Band n66
- ③ Sub Antenna I Rx Only
  - 1. GSM/GPRS/EDGE 850 MHz
  - 2. UMTS Band V
  - 3. LTE Band 5/12/17/26
  - 4. LTE Band 66 DRx MIMO
  - 5. NR Band n5
  - 6. NR Band n66 DRx MIMO
- ④ Sub Antenna II Tx/Rx
  - 1. GSM/GPRS/EDGE 1900 MHz Rx Only
  - 2. UMTS Band II/IV Rx Only
  - 3. LTE Band 2/4/66/41 Rx Only
  - 4. NR Band n66 Rx Only
  - 5. 2.4 GHz WIFI
  - 6. 2.4 GHz Bluetooth
  - 7. GPS Rx Only
- ⑤ Sub Antenna III Tx/Rx
  - 1. 5 GHz WIFI
- ⑥ Sub Antenna IV
  - 1. Non-US Bands
- ⑦ Sub Antenna V Rx Only
  - 1. LTE Band 41 DRx MIMO
- ⑧ Sub Antenna VI Rx Only
  - 1. LTE Band 66 PRx MIMO
  - 2. NR Band n66 PRx MIMO
- ⑨ Sub Antenna VII Rx Only
  - 1. LTE Band 41 DRx MIMO




Note: Exact antenna dimensions and separation distances are shown in the Technical Descriptions in the FCC Filing.


**Figure G-1**  
**DUT Antenna Locations**

FCC ID A3LSMA528B	PCTEST Proud to be part of element	SAR EVALUATION REPORT		Approved by: Quality Manager
Test Dates: 08/19/2021 - 08/31/2021	DUT Type: Portable Handset			APPENDIX G: Page 2 of 14




**Figure G-2**  
**NFC Antenna Locations**




<b>FCC ID</b> A3LSMA528B	 <small>Proud to be part of</small> 	<b>SAR EVALUATION REPORT</b>	 <b>Approved by:</b> Quality Manager
<b>Test Dates:</b> 08/19/2021 - 08/31/2021	<b>DUT Type:</b> Portable Handset	<b>APPENDIX G:</b> Page 3 of 14	




**SAR Test Setup Photo 1 – Head, Right Cheek at 0mm**



**SAR Test Setup Photo 2 – Head, Right Tilt at 0mm**



<p>FCC ID A3LSMA528B</p>	 <p><b>PCTEST</b> Proud to be part of </p>	<p>SAR EVALUATION REPORT</p>	 <p>Approved by: Quality Manager</p>
<p>Test Dates: 08/19/2021 - 08/31/2021</p>	<p>DUT Type: Portable Handset</p>	<p>APPENDIX G: Page 4 of 14</p>	




**SAR Test Setup Photo 3 – Head, Left Cheek at 0mm**




**SAR Test Setup Photo 4 – Head, Left Tilt at 0mm**



<b>FCC ID</b> A3LSMA528B	 <small>Proud to be part of element</small>	<b>SAR EVALUATION REPORT</b>		<b>Approved by:</b> Quality Manager
<b>Test Dates:</b> 08/19/2021 - 08/31/2021	<b>DUT Type:</b> Portable Handset			<b>APPENDIX G:</b> Page 5 of 14



**SAR Test Setup Photo 5 – Body-Worn, Back Side at 15mm**




**SAR Test Setup Photo 6 – Hotspot, Back Side at 10mm**



<b>FCC ID</b> A3LSMA528B	 <small>Proud to be part of element</small>	<b>SAR EVALUATION REPORT</b>	 <b>Approved by:</b> Quality Manager
<b>Test Dates:</b> 08/19/2021 - 08/31/2021	<b>DUT Type:</b> Portable Handset	<b>APPENDIX G:</b> Page 6 of 14	




**SAR Test Setup Photo 7 – Phablet, Back Side at 9mm**



**SAR Test Setup Photo 8 – Phablet, Back Side at 0mm**



<b>FCC ID</b> A3LSMA528B	 <small>Proud to be part of element</small>	<b>SAR EVALUATION REPORT</b>		<b>Approved by:</b> Quality Manager
<b>Test Dates:</b> 08/19/2021 - 08/31/2021	<b>DUT Type:</b> Portable Handset			<b>APPENDIX G:</b> Page 7 of 14



**SAR Test Setup Photo 9 – Hotspot, Front Side at 10mm**



**SAR Test Setup Photo 10 – Phablet, Front Side at 5mm**

<p>FCC ID A3LSMA528B</p>	 <p><b>PCTEST</b> Proud to be part of element</p>	<p>SAR EVALUATION REPORT</p>	 <p>Approved by: Quality Manager</p>
<p>Test Dates: 08/19/2021 - 08/31/2021</p>	<p>DUT Type: Portable Handset</p>	<p>APPENDIX G: Page 8 of 14</p>	








**SAR Test Setup Photo 11 – Phablet, Front Side at 0mm**




**SAR Test Setup Photo 12 – Hotspot, Bottom Edge at 10mm**



<b>FCC ID</b> A3LSMA528B	 <small>Proud to be part of element</small>	<b>SAR EVALUATION REPORT</b>	 <b>Approved by:</b> Quality Manager
<b>Test Dates:</b> 08/19/2021 - 08/31/2021	<b>DUT Type:</b> Portable Handset	<b>APPENDIX G:</b> Page 9 of 14	



**SAR Test Setup Photo 13 – Phablet, Bottom Edge at 9mm**




**SAR Test Setup Photo 14 – Phablet, Bottom Edge at 0mm**



<b>FCC ID</b> A3LSMA528B	 <small>Proud to be part of element</small>	<b>SAR EVALUATION REPORT</b>	 <b>Approved by:</b> Quality Manager
<b>Test Dates:</b> 08/19/2021 - 08/31/2021	<b>DUT Type:</b> Portable Handset	<b>APPENDIX G:</b> Page 10 of 14	




**SAR Test Setup Photo 15 – Hotspot, Top Edge at 10mm**




**SAR Test Setup Photo 16 – Phablet, Top Edge at 0mm**



<b>FCC ID</b> A3LSMA528B	 <small>Proud to be part of element</small>	<b>SAR EVALUATION REPORT</b>	 <b>Approved by:</b> Quality Manager
<b>Test Dates:</b> 08/19/2021 - 08/31/2021	<b>DUT Type:</b> Portable Handset	<b>APPENDIX G:</b> Page 11 of 14	




**SAR Test Setup Photo 17 – Hotspot, Right Edge at 10mm**





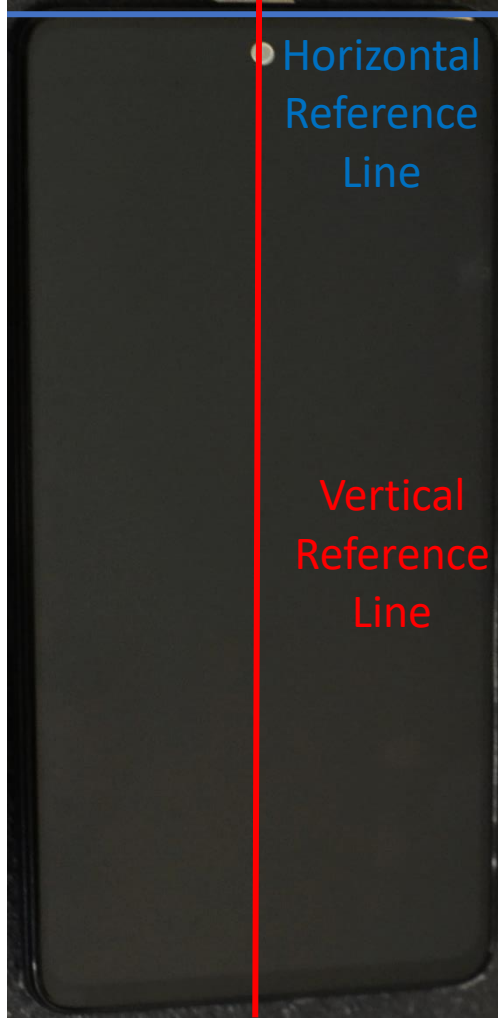
**SAR Test Setup Photo 18 – Hotspot, Left Edge at 10mm**

<b>FCC ID</b> A3LSMA528B	 <small>Proud to be part of element</small>	<b>SAR EVALUATION REPORT</b>		<b>Approved by:</b> Quality Manager
<b>Test Dates:</b> 08/19/2021 - 08/31/2021	<b>DUT Type:</b> Portable Handset			<b>APPENDIX G:</b> Page 12 of 14






**SAR Test Setup Photo 19 – Phablet, Left Edge at 0mm**

<b>FCC ID</b> A3LSMA528B	 <small>Proud to be part of the element</small>	<b>SAR EVALUATION REPORT</b>	 <b>Approved by:</b> Quality Manager
<b>Test Dates:</b> 08/19/2021 - 08/31/2021	<b>DUT Type:</b> Portable Handset	<b>APPENDIX G:</b> Page 13 of 14	



**SAR Test Setup Photo 20 – Horizontal and Vertical Reference Lines**

<b>FCC ID</b> A3LSMA528B	 <small>Proud to be part of</small> 	<b>SAR EVALUATION REPORT</b>	 <b>Approved by:</b> Quality Manager
<b>Test Dates:</b> 08/19/2021 - 08/31/2021	<b>DUT Type:</b> Portable Handset		<b>APPENDIX G:</b> Page 14 of 14