

# HAC RF Emission Test Report

**Applicant Name:**

**SAMSUNG Electronics Co., Ltd.**

129, Samsung-ro, Yeongtong-gu, Suwon-Si, Gyeonggi-do, 16677 Rep. of Korea

**Date of Issue:** Mar 03, 2021

**Test Report No.:** HCT-SR-2102-FC010-R1

**Test Site:** HCT CO., LTD.

**FCC ID**

**A3LSMA526U**

**Equipment Type:**

**Mobile Phone**

**Application Type**

**Certification**

**FCC Rule Part(s):**

**CFR §20.19 , ANSI C63.19-2011**

**Model Name:**

**SM-A526U**

**Additional Model Name:**

**SM-A526U1**

**Date of Test:**

**Feb. 09, 2021 ~ Feb. 24, 2021**

**C63.19-2011  
HAC Category**

**M3 (RF EMISSION CATEGORY)**

This wireless portable device has been shown to be hearing-aid compatible under the above rated category, specified in ANSI/IEEE Std. C63.19-2011 and had been tested in accordance with the specified measurement procedures. Hearing-Aid Compatibility is based on the assumption that all production units will be designed electrically identical to the device tested in this report.

I attest to the accuracy of data. All measurements reported herein were performed by me or were made under my supervision and are correct to the best of my knowledge and belief. I assume full responsibility for the completeness of these measurements and vouch for the qualifications of all persons taking them.

**Tested by**



**Yoon Ho Choi**  
**Test Engineer**  
**SAR Team**  
**Certification Division**

**Technical Manager**



**Yun Jeang, Heo**  
**Technical Manager**  
**SAR Team**  
**Certification Division**

This report only responds to the tested sample and may not be reproduced, except in full, without written approval of the HCT Co., Ltd.

**REVISION HISTORY**

The revision history for this test report is shown in table.

| <b>Revision No.</b> | <b>Date of Issue</b> | <b>Description</b>               |
|---------------------|----------------------|----------------------------------|
| 0                   | Feb. 25, 2021        | Initial Release                  |
| 1                   | Mar. 03, 2021        | Revised sec 10.3 and sec 14 Typo |

This test results were applied only to the test methods required by the standard.

The above Test Report is not related to the accredited test result by (KS Q) ISO/IEC 17025 and KOLAS(Korea Laboratory Accreditation Scheme), which signed the ILAC-MRA.

## Table of Contents

|                                                          |     |
|----------------------------------------------------------|-----|
| 1. Test Regulations .....                                | 4   |
| 2. Attestation of test Result of Device Under Test ..... | 5   |
| 3. Device Under Test Description .....                   | 6   |
| 4. HAC Measurement Set-Up.....                           | 8   |
| 5. System Specifications .....                           | 9   |
| 6. HAC RF Emmissions Test Procedure .....                | 11  |
| 7. System Specifications .....                           | 13  |
| 8. System Validation .....                               | 14  |
| 8.1 SYSTEM Validation Result .....                       | 15  |
| 9. Modulation Interference Factor (MIF).....             | 16  |
| 10. Analysis of RF Air interface Technologies .....      | 20  |
| 11. Test Procedure .....                                 | 24  |
| 12. ANSI/IEEE C63.19 Performance Categories .....        | 26  |
| 13. Measurement Uncertainties .....                      | 27  |
| 14. HAC Test Data Summary .....                          | 28  |
| 15. HAC Test Equipment Chamber List .....                | 29  |
| 16. HAC Test Equipment List .....                        | 32  |
| 17. CONCLUSION .....                                     | 33  |
| 18. Appendix A. TEST SETUP PHOTO .....                   | 34  |
| 19. Appendix B. HAC RF Emission Test Plots.....          | 35  |
| 20. Appendix C. System Validation Plots .....            | 81  |
| 21. Appendix D. Probe Calibration Data .....             | 88  |
| 22. Appendix E. Dipole Calibration Data.....             | 111 |
| 23. Appendix F. UID Specifications .....                 | 138 |

# 1. Test Regulations

The tests were performed according to the following regulations:

|               |                                                                                                                                                             |
|---------------|-------------------------------------------------------------------------------------------------------------------------------------------------------------|
| Test Standard | FCC 47 CFR §20.19 ANSI C63.19-2011                                                                                                                          |
| Test Method   | <ul style="list-style-type: none"><li>• KDB 285076 D01 HAC Guidance v05r01</li><li>• KDB 285076 D03 HAC FAQ v01r03</li><li>• TCB workshop updates</li></ul> |

## 2. Attestation of test Result of Device Under Test

| Test Laboratory |                                                                                          |
|-----------------|------------------------------------------------------------------------------------------|
| Company Name:   | HCT Co., LTD                                                                             |
| Address:        | 74, Seoicheon-ro 578beon-gil, Majang-myeon, Icheon-si, Gyeonggi-do, 17383, Rep. of Korea |
| Telephone:      | +82 31 645 6300                                                                          |
| Fax.:           | +82 31 645 6401                                                                          |

| Attestation of SAR test result |                               |
|--------------------------------|-------------------------------|
| Applicant Name:                | SAMSUNG Electronics Co., Ltd. |
| Model Name                     | SM-A526U                      |
| Additional Model Name:         | SM-A526U1                     |
| EUT Type:                      | Mobile Phone                  |
| Application Type:              | Certification                 |

### 2.1 Test Methodology

The Tests document in this report were performed in accordance with ANSI C63.19-2011 method of Measurement of Compatibility between Wireless Communication Devices and Hearing Aids, FCC published KDB 285076 D01 HAC Guidance v05r01, FCC Published KDB285076 D03 HAC FAQ v01r03 and TCB Workshop updates .

### 3. Device Under Test Description

#### 3.1 DUT specification

| Device Wireless specification overview |                |                             |
|----------------------------------------|----------------|-----------------------------|
| Band & Mode                            | Operating Mode | Tx Frequency                |
| CDMA/EVDO BC10                         | Voice / Data   | 817.90 MHz ~ 823.10 MHz     |
| CDMA/EVDO BC0                          | Voice / Data   | 824.70 MHz ~ 848.31 MHz     |
| CDMA/EVDO BC1                          | Voice / Data   | 1 851.25 MHz ~ 1 908.75 MHz |
| GSM 850                                | Voice / Data   | 824.2 MHz ~ 848.8 MHz       |
| GSM 1900                               | Voice / Data   | 1 850.2 MHz ~ 1 909.8 MHz   |
| UMTS 850                               | Voice / Data   | 826.4 MHz ~ 846.6 MHz       |
| UMTS 1700                              | Voice / Data   | 1 712.4 MHz ~ 1 752.6 MHz   |
| UMTS 1900                              | Voice / Data   | 1 852.4 MHz ~ 1 907.6 MHz   |
| LTE Band 2 (PCS)                       | Voice / Data   | 1 850.7 MHz ~ 1 909.3 MHz   |
| LTE Band 4 (AWS)                       | Voice / Data   | 1 710.7 MHz ~ 1 754.3 MHz   |
| LTE Band 5 (Cell)                      | Voice / Data   | 824.7 MHz ~ 848.3 MHz       |
| LTE Band 7                             | Voice / Data   | 2 502.5 MHz ~ 2 567.5 MHz   |
| LTE Band 12                            | Voice / Data   | 699.7 MHz ~ 715.3 MHz       |
| LTE Band 13                            | Voice / Data   | 779.5 MHz ~ 784.5 MHz       |
| LTE Band 14                            | Voice / Data   | 790.5 MHz ~ 795.5 MHz       |
| LTE Band 25                            | Voice / Data   | 1 850.7 MHz ~ 1 914.3 MHz   |
| LTE Band 26                            | Voice / Data   | 814.7 MHz ~ 848.3 MHz       |
| LTE Band 30                            | Voice / Data   | 2 307.5 MHz ~ 2 312.5 MHz   |
| LTE TDD Band 38                        | Voice / Data   | 2 572.5 MHz ~ 2 617.5 MHz   |
| LTE TDD Band 40                        | Voice / Data   | 2 302.5 MHz ~ 2 397.5 MHz   |
| LTE TDD Band 41                        | Voice / Data   | 2 498.5 MHz ~ 2 687.5 MHz   |
| LTE TDD Band 48                        | Voice / Data   | 3 552.5 MHz ~ 3 697.5 MHz   |
| LTE Band 66 (AWS)                      | Voice / Data   | 1 710.7 MHz ~ 1 779.3 MHz   |
| LTE Band 71                            | Voice / Data   | 665.5 MHz ~ 695.5 MHz       |
| NR Band n2 (PCS)                       | Data           | 1 852.5 MHz ~ 1 907.5 MHz   |
| NR Band n5 (Cell)                      | Data           | 826.5 MHz ~ 846.5 MHz       |
| NR Band n12                            | Data           | 701.5 MHz ~ 713.5 MHz       |
| NR Band n25                            | Data           | 1852.5 MHz ~ 1912.5 MHz     |
| NR Band n41                            | Data           | 2 506.02 MHz ~ 2 679.99 MHz |
| NR Band n66                            | Data           | 1 712.5 MHz ~ 1 777.5 MHz   |
| NR Band n71                            | Data           | 665.5 MHz - 695.5 MHz       |
| NR Band n77                            | Data           | 3 710 MHz ~ 3 969.99 MHz    |
| U-NII-1                                | Voice / Data   | 5 180 MHz ~ 5 240 MHz       |
| U-NII-2A                               | Voice / Data   | 5 260 MHz ~ 5 320 MHz       |
| U-NII-2C                               | Voice / Data   | 5 500 MHz ~ 5 720 MHz       |
| U-NII-3                                | Voice / Data   | 5 745 MHz ~ 5 825 MHz       |
| 2.4 GHz WLAN                           | Voice / Data   | 2 412 MHz ~ 2 472 MHz       |
| Bluetooth / LE 5.0                     | Data           | 2 402 MHz ~ 2 480 MHz       |
| NFC                                    | Data           | 13.56 MHz                   |

### 3.2 Device Under Test

|                                |                                 |                 |
|--------------------------------|---------------------------------|-----------------|
| <b>Normal operation</b>        | Held to head                    |                 |
| <b>Back Cover</b>              | The Back Cover is not removable |                 |
| <b>Test sample information</b> | S/N                             | Notes           |
|                                | UAQ2420M                        | RF Emssion Test |
|                                | UAB0673M                        | RF Emssion Test |
|                                | UAB1032M                        | RF Emssion Test |

## 4. HAC Measurement Set-Up

These measurements are performed using the DASY5 automated dosimetric assessment system. It is made by Schmid & Partner Engineering AG (SPEAG) in Zurich, Switzerland. It consists of high precision robotics system (Staubli), robot controller, Pentium IV computer, near-field probe, probe alignment sensor. The robot is a six-axis industrial robot performing precise movements.

A cell controller system contains the power supply, robot controller, teach pendant (Joystick), and remote control, is used to drive the robot motors. The PC consists of the HP Pentium IV 3.0 GHz computer with Windows XP system and HAC Measurement Software DASY5, A/D interface card, monitor, mouse, and keyboard. The Staubli Robot is connected to the cell controller to allow software manipulation of the robot. A data acquisition electronic (DAE) circuit performs the signal amplification, signal multiplexing, AD-conversion, offset measurements, mechanical surface detection, collision detection, etc. is connected to the Electro-optical coupler (EOC). The EOC performs the conversion from the optical into digital electric signal of the DAE and transfers data to the PC plug-in card.

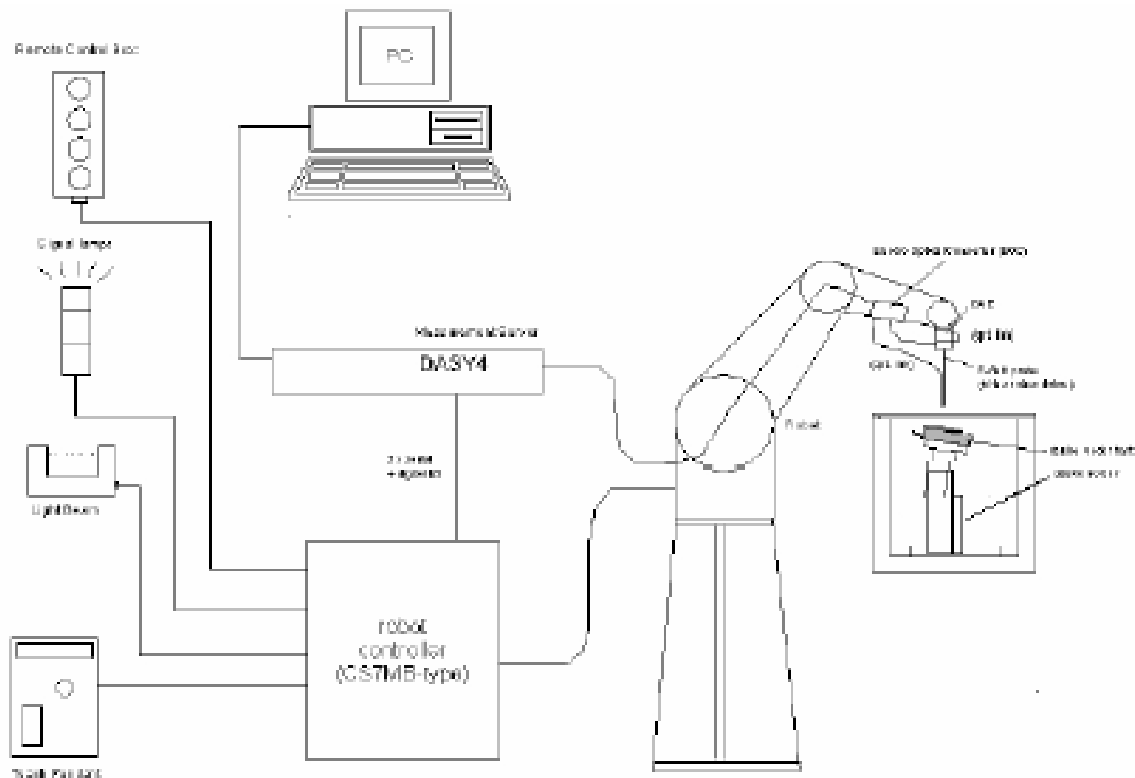


Figure 1. HAC Test Measurement Set-up

The DAE4 consists of a highly sensitive electrometer-grade preamplifier with auto-zeroing, a channel and gain-switching multiplexer, a fast 16 bit AD-converter and a command decoder and control logic unit. Transmission to the PC-card is accomplished through an optical downlink for data and status information and an optical uplink for commands and clock lines.

The mechanical probe mounting device includes two different sensor systems for frontal and sidewise probe contacts. They are also used for mechanical surface detection and probe collision detection.


The robot uses its own controller with a built in VME-bus computer.



## 5. System Specifications

### 5.1 Probe

#### E-Field Probe Description

|               |                                                                                                                                |                                                                                                              |
|---------------|--------------------------------------------------------------------------------------------------------------------------------|--------------------------------------------------------------------------------------------------------------|
| Construction  | One dipole parallel, two dipoles normal to probe axis<br>Built-in shielding against static charges                             |  <p>[ E-Field Probe ]</p> |
| Calibration   | In air from 100 MHz to 3.0 GHz (absolute accuracy $\pm 6.0\%$ , $k = 2$ )                                                      |                                                                                                              |
| Frequency     | 100 MHz to > 6 GHz; Linearity: $\pm 0.2$ dB (100 MHz to 3 GHz)                                                                 |                                                                                                              |
| Directivity   | $\pm 0.2$ dB in air (rotation around probe axis)<br>$\pm 0.4$ dB in air (rotation normal to probe axis)                        |                                                                                                              |
| Dynamic Range | 2 V/m to > 1000 V/m<br>(M3 or better device readings fall well below diode compression point)                                  |                                                                                                              |
| Linearity     | $\pm 0.2$ dB                                                                                                                   |                                                                                                              |
| Dimensions    | Overall length: 337 mm (Tip: 20 mm)<br>Tip diameter: 3.9 mm (Body: 12 mm)<br>Distance from probe tip to dipole centers: 1.5 mm |                                                                                                              |

## 5.2 Phantom & Device Holder




Figure 2. HAC Phantom & Device Holder

The Test Arch phantom should be positioned horizontally on a stable surface. Reference markings on the Phantom allow the complete setup of all predefined phantom positions and measurement grids by manually teaching three points in the robot.

The devices can be easily, accurately, and repeatable positioned according to the FCC specifications.

## 5.3 Robotic System Specifications

### Specifications

**POSITIONER:** Stäubli Unimation Corp. Robot Model: TX90 XLspeag  
**Repeatability:** 0.02 mm  
**No. of axis:** 6

### Data Acquisition Electronic (DAE) System

#### Cell Controller

**Processor:** Core i7  
**Clock Speed:** 3.0 GHz  
**Operating System:** Windows 7  
**Data Card:** DASY5 PC-Board  
**Data Converter**  
**Features:** Signal Amplifier, multiplexer, A/D converter, and control logic  
**Software:** DASY5 software  
**Connecting Lines:** Optical downlink for data and status info.  
Optical uplink for commands and clock

### PC Interface Card

**Function:** 24 bit (64 Mhz) DSP for real time processing  
Link to DAE  
16 bit A/D converter for surface detection system  
serial link to robot  
direct emergency stop output for robot

## 6. HAC RF Emissions Test Procedure

The following are step-by-step test procedures.

- a) Confirm proper operation of the field probe, probe measurement system and other instrumentation and the positioning system.
  - b) Position the WD in its intended test position.
  - c) Set the WD to transmit a fixed and repeatable combination of signal power and modulation characteristic that is representative of the worst case (highest interference potential) encountered in normal use. Transiently occurring start-up, changeover, or termination conditions, or other operations likely to occur less than 1% of the time during normal operation, may be excluded from consideration.
  - d) The center sub-grid shall be centered on the T-Coil mode perpendicular measurement point or the acoustic output, as appropriate. Locate the field probe at the initial test position in the 50 mm by 50 mm grid, which is contained in the measurement plane, refer to illustrated in Figure 1. If the field alignment method is used, align the probe for maximum field reception.
  - e) Record the reading at the output of the measurement system.
  - f) Scan the entire 50 mm by 50 mm region in equally spaced increments and record the reading at each measurement point. The distance between measurement points shall be sufficient to assure the identification of the maximum reading.
  - g) Identify the five contiguous sub-grids around the center sub-grid whose maximum reading is the lowest of all available choices. This eliminates the three sub-grids with the maximum readings. Thus, the six areas to be used to determine the WD's highest emissions are identified.
  - h) Identify the maximum reading within the non-excluded sub-grids identified in step g).
  - i) Convert the highest field reading within identified in step h) to RF audio interference level, in V/m, by taking the square root of the reading and then dividing it by the measurement system transfer function, established in 5.5.1.1 Convert this result to dB(V/m) by taking the base-10 logarithm and multiplying by 20. Indirect measurement method Replacing step i), the RF audio interference level in dB (V/m) is obtained by adding the MIF (in dB) to the maximum steady-state rms field-strength reading, in dB (V/m), from step h). Use this result to determine the category rating.
  - j) Compare this RF audio interference level with the categories in Clause 8 (ANSI C63.19) and record the resulting WD category rating.
- Otherwise, repeat step a) through step i), with the grid shifted so that it is centered on the perpendicular measurement point. Record the WD category rating.



Figure 3. WD reference and plane for RF emission measurements

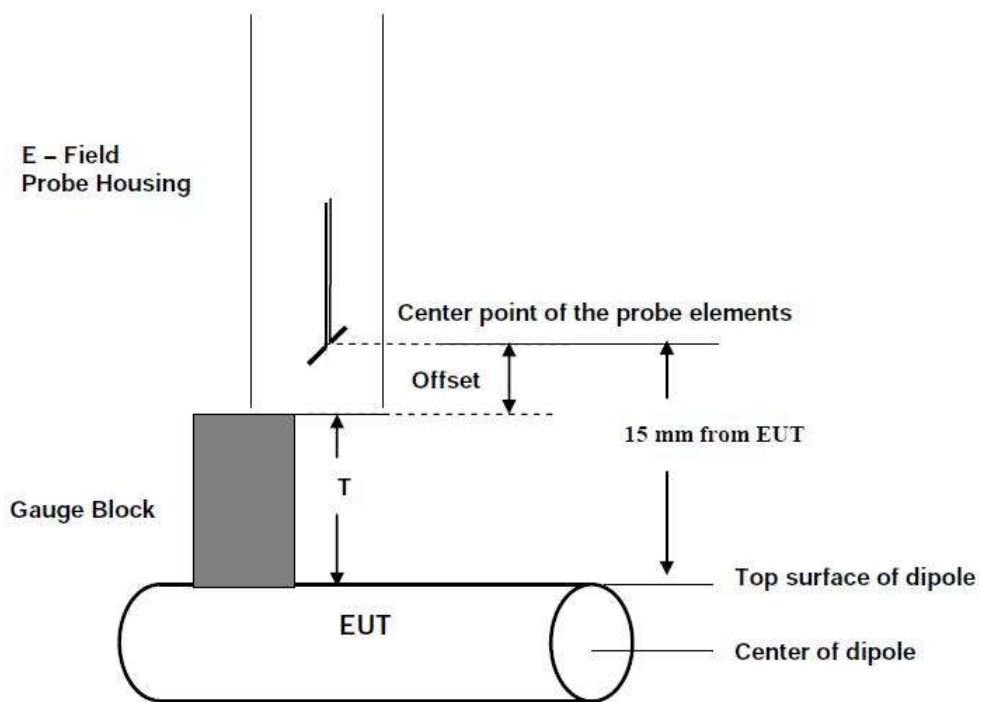


Figure 4. Gauge Block with E-Field Probe

## 7. System Specifications

E-field measurements are performed using the DASY52 automated dosimetric assessment system. The DASY52 is made by Schmid & Partner Engineering AG (SPEAG) in Zurich, Switzerland.

The DASY52 HAC Extension consists of the following parts:

### Test Arch Phantom

The specially designed Test Arch allows high precision positioning of both the device and any of the validation dipoles.

### EF3DV3 Isotropic E-Field Probe

|                |                                                                                                                                                                                             |
|----------------|---------------------------------------------------------------------------------------------------------------------------------------------------------------------------------------------|
| Construction:  | One dipole parallel, two dipoles normal to probe axis<br>Interleaved sensors<br>Built-in shielding against static charges<br>PEEK enclosure material                                        |
| Calibration:   | In air from 100 MHz to 3.0 GHz(absolute accuracy $\pm 6.0\%$ , $k=2$ )<br>ISO/IEC 17025 <u>calibration service</u> available.                                                               |
| Frequency:     | 40 MHz – >6 GHz (can be extended to < 20 MHz);<br>Linearity: $\pm 0.2$ dB (100 MHz – 3 GHz)                                                                                                 |
| Directivity:   | $\pm 0.2$ dB in air (rotation around probe axis)<br>$\pm 0.4$ dB in air (rotation normal to probe axis)                                                                                     |
| Dynamic Range: | 2 V/m to > 1000 V/m; Linearity: $\pm 0.2$ dB                                                                                                                                                |
| Dimensions:    | Overall length: 337 mm (Tip: 20 mm)<br>Tip diameter: 3.9 mm (Body: 12 mm)<br>Distance from probe tip to dipole centers: 1.5 mm<br>Sensor displacement to probe's calibration point: <0.7 mm |
| Application:   | General near-field measurements up to 6 GHz<br><br>HAC measurements up to 6 GHz<br><br>Field component measurements<br><br>Fast automatic scanning in phantoms                              |

## 8. System Validation

The test setup was validated when first configured and verified periodically thereafter to ensure proper function. The procedure provided in this section is a validation procedure using dipole antennas for which the field levels were computed by numeric modeling.

Procedure:

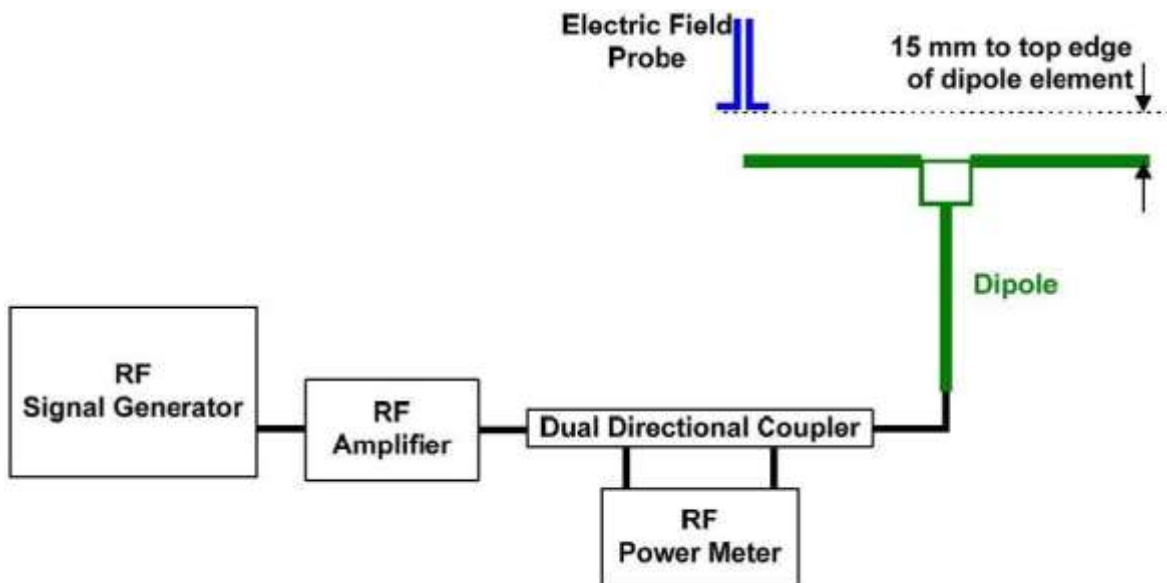
Place a dipole antenna meeting the requirements given in ANSI C63.19 in the normally occupied by the WD.

The dipole antenna serves as a known source for an electrical and magnetic output. Position the E-field probe so that the following occurs:

- The probes and their cables are parallel to the coaxial feed of the dipole antenna
- The probe cables and the coaxial feed of the dipole antenna approach the measurement area from opposite directions
- The center point of the probe element(s) is 15 mm from the closest surface of the dipole elements.

Scan the length of the dipole with the E-field probe and record the two maximum values found near the dipole ends. Average the two readings and compare the reading to the expected value in the calibration certificate or the expected value in this standard.

**Setup diagram**



### 8.1 SYSTEM Validation Result

| Mode | Date       | Dipole Type_Seria_ Freq.    | Input Power | MAX. Measured from |               | Average max. above arm | Target Value SPEAG | Dev.  | Dipole Calib. Date |
|------|------------|-----------------------------|-------------|--------------------|---------------|------------------------|--------------------|-------|--------------------|
|      |            |                             |             | Above high end     | Above low end |                        |                    |       |                    |
|      |            |                             | [dBm]       | [V/m]              | [V/m]         | [V/m]                  | [V/m]              | [%]   |                    |
| CW   | 02/09/2021 | CD835V3_SN:1024_(835 MHz)   | 20          | 104.11             | 115.88        | 109.99                 | 105.3              | +4.46 | 02/21/2021         |
| CW   | 02/09/2021 | CD1880V3_SN:1019_(1880 MHz) | 20          | 89.23              | 87.90         | 88.57                  | 85.3               | +3.83 | 02/21/2021         |
| CW   | 02/22/2021 | CD2450V3_SN:1002_(2450 MHz) | 20          | 85.80              | 88.92         | 87.36                  | 84.3               | +3.63 | 09/17/2021         |
| CW   | 02/09/2021 | CD2600V3_SN:1019_(2600 MHz) | 20          | 83.18              | 86.00         | 84.59                  | 85.3               | -0.83 | 09/24/2021         |
| CW   | 02/24/2021 | CD2600V3_SN:1019_(2600 MHz) | 20          | 83.37              | 86.30         | 84.83                  | 85.3               | -0.55 | 09/24/2021         |
| CW   | 02/09/2021 | CD3500V3_SN:1012_(3500 MHz) | 20          | 84.72              | 82.04         | 83.38                  | 83.3               | +0.09 | 11/26/2021         |

Notes:

- 1) Deviation (%) = 100 \* (Measured value minus Target value) divided by Target value. ANSI-C63.19 requires values to be within 25% of their targets. 12% is deviation and 13% is measurement uncertainty.
- 2) The maximum E-field was evaluated and compared to the target values provided by SPEAG in the calibration certificate of specific dipoles.
- 3) Please refer to the attachment for detailed measurement data and plot.

## 9. Modulation Interference Factor (MIF)

The HAC Standard ANSI C63.19 defines a new scaling using the Modulation Interference Factor (MIF) which replaces the need for the Articulation Weighting Factor (AWF) during the evaluation and is applicable to any modulation scheme.

The Modulation Interference factor (MIF, in dB) is added to the measured average E-field (in dBV/m) and converts it to the RF Audio Interference level (in dBV/m). This level considers the audible amplitude modulation components in the RF E-field. CW fields without amplitude modulation are assumed to not interfere with the hearing aid electronics. Modulations without time slots and low fluctuations at low frequencies have low MIF values, TDMA modulations with narrow transmission and repetition rates of few 100 Hz have high MIF values and give similar classifications as ANSI C63.19.

### Definitions

E-field probes have a bandwidth <10 kHz and can therefore not evaluate the RF envelope in the full audio band. DASY52 is therefore using the "indirect" measurement method according to ANSI C63.19 which is the primary method. These near field probes read the averaged E-field measurement. Especially for the new high peak-to-average (PAR) signal types, the probes shall be linearized by probe modulation response (PMR) calibration in order to not overestimate the field reading.

The evaluation method of the MIF is defined in ANSI C63.19 section D.7. An RMS demodulated RF signal is fed to a spectral filter (similar to an A weighting filter) and forwarded to a temporal filter acting as a quasi-peak detector. The averaged output of these filtering is called to a 1 kHz 80% AM signal as reference. MIF measurement requires additional instrumentation and is not well suited for evaluation by the end user with reasonable uncertainty. It may alternatively be determined through analysis and simulation, because it is constraint and characteristic for a communication signal. DASY52 uses well defined signals for PMR calibration. The MIF of these signals has been determined by simulation and is automatically applied.

MIF values were not tested by a probe or as specified in the standards but are based on analysis provided by SPEAG for all the air interfaces (CDMA, GSM, WCDMA, LTE, and Wi-Fi). The data included in this report are for the worst case operating modes. The UIDs used are listed below:

A PMR calibrated probe is linearized for the selected waveform over the full dynamic range within the uncertainty specified in its calibration certificate. E-field probes have a bandwidth <10 kHz and can therefore not evaluate the RF envelope in the full audio band. DASY52 is therefore using the "indirect" measurement method according to ANSI C63.19 which is the primary method. These near field probes read the averaged E-field measurement. Especially for the new high peak-to-average (PAR) signal types, the probes shall be linearized by PMR calibration in order to not overestimate the field reading.



The MIF measurement uncertainty is estimated as follows, for modulation frequencies from slotted waveforms with fundamental frequency and at least 2 harmonics within 10 kHz:

- 0.2 dB for MIF -7 to +5 dB,
- 0.5 dB for MIF -13 to +11 dB
- 1 dB for MIF > -20 dB

**SPEAG test files**

| UID       | Communication System Name                             | MIF (dB) |
|-----------|-------------------------------------------------------|----------|
| 10295-AAB | CDMA2000, RC1, SO3, 1/8th Rate 25 fr.                 | 3.26     |
| 10021-DAC | GSM-FDD (TDMA, GMSK)                                  | 3.63     |
| 10460-AAA | UMTS-FDD (WCDMA,AMR)                                  | -25.43   |
| 10170-CAE | LTE-FDD (SC-FDMA, 1 RB, 20 MHz, 16QAM)                | -9.76    |
| 10182-CAE | LTE-FDD (SC-FDMA, 1 RB, 15 MHz, 16QAM)                | -9.76    |
| 10176-CAG | LTE-FDD (SC-FDMA, 1 RB, 10 MHz, 16QAM)                | -9.76    |
| 10173-CAG | LTE-TDD (SC-FDMA, 1 RB, 20 MHz, 16QAM)                | -1.44    |
| 10061-CAB | IEEE 802.11b WiFi 2.4 GHz (DSSS, 11 Mbps)             | -2.02    |
| 10077-CAB | IEEE 802.11g WiFi 2.4 GHz (DSSS/OFDM, 54 Mbps)        | 0.12     |
| 10591-AAB | IEEE 802.11n (HT Mixed, 20MHz, MCS0, 90pc duty cycle) | -5.59    |
| 10069-CAC | IEEE 802.11a/n WiFi 5 GHz (OFDM, 54 Mbps)             | -3.15    |
| 10616-AAB | IEEE 802.11ac WiFi (40MHz, MCS0, 90pc duty cycle)     | -5.57    |
| 10030-CAA | IEEE 802.15.1 Bluetooth (GFSK, DH1)                   | 1.02     |
| 10933-AAA | 5G NR (DFT-s-OFDM, 1RB, 30 MHz, QPSK, 15 kHz)         | -15.06   |
| 10769-AAC | 5G NR (CP-OFDM, 1RB, 20 MHz, QPSK, 15 kHz)            | -12.08   |

### 9.1 Measuring Modulation Interference Factors

For any specific fixed and repeatable modulated signal, a modulation interference factor (MIF, expressed in dB) may be developed that relates its interference potential to its steady-state RMS signal level or average power level. This factor is a function only of the audio-frequency amplitude modulation characteristics of the signal and is the same for field-strength and conducted power measurements. The MIF is valid only for a specific repeatable audio-frequency amplitude modulation characteristic. any change in modulation characteristic requires determination and application of a new MIF.

The MIF may be determined using a radiated RF field or a conducted RF signal:

- a. Using RF illumination or conducted coupling, apply the specific modulated signal in question to the measurement system at a level within its confirmed operating dynamic range.
- b. Measure the steady-state RMS level at the output of the fast probe or sensor.
- c. Measure the steady-state average level at the weighting output.
- d. Without changing the square-law detector or weighting system, and using RF illumination or conducted coupling, substitute for the specific modulated signal a 1 kHz, 80% amplitude modulated carrier at the same frequency and adjust its strength until the level at the weighting output equals the step d) measurement.
- e. Without changing the carrier level from step e), remove the 1 kHz modulation and again measure the steady-state rms level indicated at the output of the fast probe or sensor.

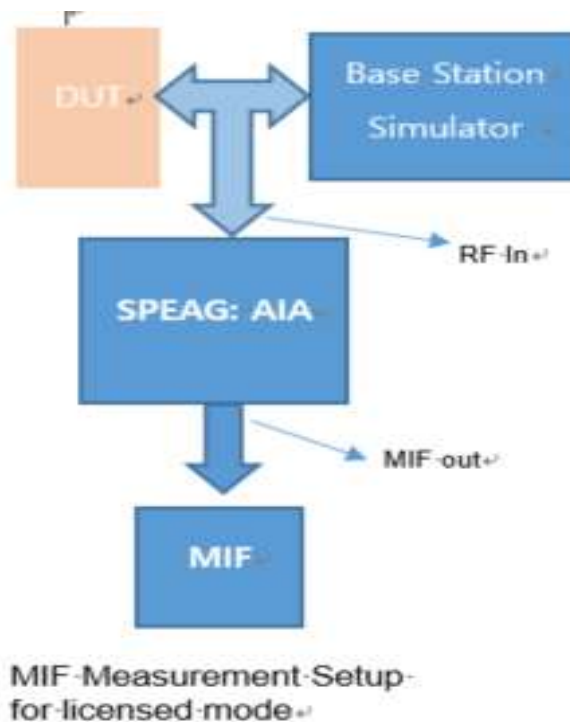
f. The MIF for the specific modulation characteristic is provided by the ratio of the step e) measurement to the step b) measurement, expressed in dB ( $20 \times \log(\text{step e})/\text{step b}$ ). The following procedure was used to measure the MIF using the SPEAG audio interference Analyzer (AIA), Serial No.:1060:

1. The device was placed into a simulated call using a base station simulator or set to transmit using test software for a given model.
2. The device was then set to continuously transmit at maximum power.
3. Using a coupler if needed, the device output signal was connected to the RF In port of the AIA, which was connected to a desktop computer. Alternatively, a radiated RF signal may be used with the AIA's built-in antenna.
4. The MIF measurement procedure in the DASY software was run, and the resulting MIF value was recorded.
5. Steps 1-4 were repeated for all CMRS air interfaces, frequency bands, and modulations.

The modulation interference factors obtained were applied to readings taken of the actual wireless device in order to obtain an accurate audio interference level reading using the formula:

$$\text{Audio interference Level [dB (V/m)]} = 20 * \log [\text{Raw Field Value (V/m)}] + \text{MIF (dB)}$$

Because the MIF value is output power independent, MIF values for a given mode should be constant across all devices; however, per C63.19-2011 §D.7, MIF values should be measured for each device being evaluated. The voice modes for this device have been investigated in this section of the report.



**PC3**

| NR Band | Frequency [MHz] | Channel | Bandwidth [MHz] | Waveform   | Modulation | RB Size | RB offset | MIF [dB] |
|---------|-----------------|---------|-----------------|------------|------------|---------|-----------|----------|
| n41     | 2593            | 518598  | 100             | DFT-s-OFDM | BPSK       | 1       | 0         | 1.41     |
| n41     | 2593            | 518598  | 100             | DFT-s-OFDM | QPSK       | 1       | 0         | 1.34     |
| n41     | 2593            | 518598  | 100             | DFT-s-OFDM | 16QAM      | 1       | 0         | 1.30     |
| n41     | 2593            | 518598  | 100             | DFT-s-OFDM | 64QAM      | 1       | 0         | 1.33     |
| n41     | 2593            | 518598  | 100             | DFT-s-OFDM | 256QAM     | 1       | 0         | 1.36     |
| n41     | 2593            | 518598  | 100             | CP-OFDM    | QPSK       | 1       | 0         | 1.28     |
| n41     | 2593            | 518598  | 100             | CP-OFDM    | 16QAM      | 1       | 0         | 1.27     |
| n41     | 2593            | 518598  | 100             | CP-OFDM    | 64QAM      | 1       | 0         | 1.18     |
| n41     | 2593            | 518598  | 100             | CP-OFDM    | 256QAM     | 1       | 0         | 1.26     |
| n41     | 2593            | 518598  | 100             | DFT-s-OFDM | BPSK       | 1       | 173       | 1.39     |
| n41     | 2593            | 518598  | 100             | DFT-s-OFDM | BPSK       | 1       | 272       | 1.39     |
| n41     | 2593            | 518598  | 100             | DFT-s-OFDM | BPSK       | 135     | 0         | 1.39     |
| n41     | 2593            | 518598  | 100             | DFT-s-OFDM | BPSK       | 270     | 0         | 1.39     |
| n41     | 2593            | 518598  | 90              | DFT-s-OFDM | BPSK       | 1       | 0         | 1.39     |
| n41     | 2593            | 518598  | 80              | DFT-s-OFDM | BPSK       | 1       | 0         | 1.39     |
| n41     | 2593            | 518598  | 60              | DFT-s-OFDM | BPSK       | 1       | 0         | 1.39     |
| n41     | 2593            | 518598  | 50              | DFT-s-OFDM | BPSK       | 1       | 0         | 1.39     |
| n41     | 2593            | 518598  | 40              | DFT-s-OFDM | BPSK       | 1       | 0         | 1.40     |
| n41     | 2593            | 518598  | 30              | DFT-s-OFDM | BPSK       | 1       | 0         | 1.40     |
| n41     | 2593            | 518598  | 20              | DFT-s-OFDM | BPSK       | 1       | 0         | 1.40     |

| NR Band | Frequency [MHz] | Channel | Bandwidth [MHz] | Waveform   | Modulation | RB Size | RB offset | MIF [dB] |
|---------|-----------------|---------|-----------------|------------|------------|---------|-----------|----------|
| n77     | 3750            | 650000  | 100             | DFT-s-OFDM | BPSK       | 1       | 0         | 1.40     |
| n77     | 3840            | 656000  | 100             | DFT-s-OFDM | BPSK       | 1       | 0         | 1.40     |
| n77     | 3930            | 662000  | 100             | DFT-s-OFDM | BPSK       | 1       | 0         | 1.40     |

**PC2**

| NR Band | Frequency [MHz] | Channel | Bandwidth [MHz] | Waveform   | Modulation | RB Size | RB offset | MIF [dB] |
|---------|-----------------|---------|-----------------|------------|------------|---------|-----------|----------|
| n41     | 2593            | 518598  | 20              | DFT-s-OFDM | BPSK       | 1       | 0         | 1.41     |

## 10. Analysis of RF Air interface Technologies

An analysis was performed, following the guidance of 4.3 and 4.4 of the ANSI standard, of the RF air interface technologies being evaluated. The factors that will affect the RF interference Potential were evaluated, and the worst case operating modes were identified and used in the evaluation. A WD's interference potential is a function both of the WD's average near-field field strength and of the signal's audio-frequency amplitude modulation characteristics. Per 4.4, RF air interface technologies that have low power have been found to produce sufficiently low RF interference potential, so it is possible to exempt them from the product testing specified in Clause 5 of the ANSI standard. An RF air interface technology of a device is exempt from testing

When its average antenna input power plus its MIF is  $\leq 17\text{dBm}$  for all of its operating modes.

The worst case MIF plus the worst case average antenna input power for all modes are investigated below to determine the testing requirements for this device.

### 10.1 Air Interfaces and Operating Mode

| Air-Interface                                                                                                           | Band (MHz)             | Type | HAC Tested      | Simultaneous Transmissions<br>Note: Not to be tested   | Name of Voice service | Power Reduction |     |
|-------------------------------------------------------------------------------------------------------------------------|------------------------|------|-----------------|--------------------------------------------------------|-----------------------|-----------------|-----|
| GSM                                                                                                                     | 850                    | VO   | Yes             | Yes: BT, WLAN                                          | CMRS Voice            | N/A             |     |
|                                                                                                                         | 1900                   |      |                 |                                                        |                       |                 |     |
|                                                                                                                         | GPRS/EDGE              | VD   | N/A             | Yes: BT, WLAN                                          | google Duo            | N/A             |     |
| WCDMA                                                                                                                   | 850                    | VO   | No <sup>1</sup> | Yes: BT, WLAN                                          | CMRS Voice            | N/A             |     |
|                                                                                                                         | 1700                   |      |                 |                                                        |                       |                 |     |
|                                                                                                                         | 1900                   |      |                 |                                                        |                       |                 |     |
|                                                                                                                         | HSPA                   | VD   | N/A             | Yes: BT, WLAN                                          | google Duo            | N/A             |     |
| CDMA                                                                                                                    | 800                    | VO   | Yes             | Yes: BT, WLAN                                          | CMRS Voice            | N/A             |     |
|                                                                                                                         | 850                    |      |                 | Yes: BT, WLAN                                          |                       |                 |     |
|                                                                                                                         | 1900                   |      |                 | Yes: BT, WLAN                                          |                       |                 |     |
|                                                                                                                         | 1xEvDO                 | VD   | No <sup>1</sup> | Yes: BT, WLAN                                          | google Duo            | N/A             |     |
| LTE (FDD)                                                                                                               | 680(B71)               | VD   | No <sup>1</sup> | Yes: BT, WLAN                                          | VOLTE,google Duo      | N/A             |     |
|                                                                                                                         | 700 (B12)              |      |                 |                                                        |                       |                 |     |
|                                                                                                                         | 780 (B13)              |      |                 |                                                        |                       |                 |     |
|                                                                                                                         | 790 (B14)              |      |                 |                                                        |                       |                 |     |
|                                                                                                                         | 850 (B5,B26)           |      |                 |                                                        |                       |                 |     |
|                                                                                                                         | 1700 (B4,B66)          |      |                 |                                                        |                       |                 |     |
|                                                                                                                         | 1900 (B2,B25)          |      |                 |                                                        |                       |                 |     |
|                                                                                                                         | 2300(B30)              |      |                 |                                                        |                       |                 |     |
| 2500(B7)                                                                                                                |                        |      |                 |                                                        |                       |                 |     |
| LTE (TDD)                                                                                                               | 2300 (B40)             | VD   | No <sup>1</sup> | Yes: BT, WLAN                                          | VOLTE,google Duo      | N/A             |     |
|                                                                                                                         | 2600 (B38)             |      | Yes             |                                                        |                       | Yes             | Yes |
|                                                                                                                         | 2600 (B41)             |      |                 |                                                        |                       |                 |     |
|                                                                                                                         | 3500 (B48)             |      |                 |                                                        |                       |                 |     |
| NR(FDD)                                                                                                                 | 680(B71)               | VD   | No <sup>1</sup> | Yes: BT, WLAN                                          | google Duo            | N/A             |     |
|                                                                                                                         | 700(B12)               |      |                 |                                                        |                       |                 |     |
|                                                                                                                         | 850(B5)                |      |                 |                                                        |                       |                 |     |
|                                                                                                                         | 1700(B66)              |      |                 |                                                        |                       |                 |     |
|                                                                                                                         | 1900(B2, B25)          |      |                 |                                                        |                       |                 |     |
| NR(TDD)                                                                                                                 | Main2 Ant<br>2600(B41) | VD   | Yes             | Yes: BT, WLAN                                          | google Duo            | N/A             |     |
|                                                                                                                         | Sub2 Ant<br>2600(B41)  |      |                 |                                                        |                       | Yes             |     |
|                                                                                                                         | 3800(B77)              |      |                 |                                                        |                       |                 |     |
|                                                                                                                         |                        |      |                 |                                                        |                       |                 |     |
| WLAN                                                                                                                    | 2450                   | VD   | Yes             | Yes: WWAN                                              | VoWIFI, google Duo    | Yes             |     |
|                                                                                                                         | 5200(UNII 1)           |      | No <sup>1</sup> | Yes: WWAN, BT                                          |                       |                 |     |
|                                                                                                                         | 5300(UNII 2A)          |      | No <sup>1</sup> |                                                        |                       |                 |     |
|                                                                                                                         | 5500(UNII 2C)          |      | No <sup>1</sup> |                                                        |                       |                 |     |
|                                                                                                                         | 5800(UNII 3)           |      | No <sup>1</sup> |                                                        |                       |                 |     |
| BT                                                                                                                      | 2450                   | DT   | Yes             | Yes: WWAN, Wifi 5GHz                                   | N/A                   | N/A             |     |
| Type Transport<br>VO = CMRS Voice Service<br>DT = Digital Transport<br>VD = CMRS IP Voice Service and Digital Transport |                        |      |                 | Note:<br>1. Evaluated for MIF and low power exemption. |                       |                 |     |

## 10.2 Individual Mode Evaluations

Max. Average Power + MIF calculations for Low Power Exemptions

| Air Interface              | Maximum Average Power | Worst case MIF | Total (Power + MIF) | C63.19 Testing Required |
|----------------------------|-----------------------|----------------|---------------------|-------------------------|
|                            | [dBm]                 | [dBm]          | [dBm]               |                         |
| CDMA/EVDO BC10             | 26.0                  | 3.26           | 29.26               | Yes                     |
| CDMA/EVDO BC0              | 25.5                  | 3.26           | 28.76               | Yes                     |
| CDMA/EVDO BC1              | 25.0                  | 3.26           | 28.26               | Yes                     |
| GSM850                     | 34.0                  | 3.63           | 37.63               | Yes                     |
| GSM1900                    | 31.0                  | 3.63           | 34.63               | Yes                     |
| WCDMA 850                  | 25.0                  | -25.43         | -0.43               | No                      |
| WCDMA 1700                 | 25.5                  | -25.43         | 0.07                | No                      |
| WCDMA 1900                 | 25.0                  | -25.43         | -0.43               | No                      |
| LTE Band 2                 | 25.5                  | -9.76          | 15.74               | No                      |
| LTE Band 4                 | 25.5                  | -9.76          | 15.74               | No                      |
| LTE Band 5                 | 25.5                  | -9.76          | 15.74               | No                      |
| LTE Band 7                 | 24.5                  | -9.76          | 14.74               | No                      |
| LTE Band 12                | 24.5                  | -9.76          | 14.74               | No                      |
| LTE Band 13                | 25.8                  | -9.76          | 16.04               | No                      |
| LTE Band 14                | 25.3                  | -9.76          | 15.54               | No                      |
| LTE Band 25                | 25.5                  | -9.76          | 15.74               | No                      |
| LTE Band 26                | 25.5                  | -9.76          | 15.74               | No                      |
| LTE Band 30                | 24.5                  | -9.76          | 14.74               | No                      |
| LTE TDD Band 38            | 24.5                  | -1.44          | 23.06               | Yes                     |
| LTE TDD Band 40            | 12.5                  | -1.44          | 11.06               | No                      |
| LTE TDD Band 41 (PC3)      | 25.0                  | -1.44          | 23.56               | Yes                     |
| LTE TDD Band 41 (PC2)      | 27.5                  | -1.44          | 26.06               | Yes                     |
| LTE Band 48                | 20.0                  | -1.44          | 18.56               | Yes                     |
| LTE Band 66                | 25.5                  | -9.76          | 15.74               | No                      |
| LTE Band 71                | 25.5                  | -9.76          | 15.74               | No                      |
| NR Band 2                  | 24.5                  | -12.08         | 12.42               | No                      |
| NR Band 5                  | 24.5                  | -12.08         | 12.42               | No                      |
| NR Band 12                 | 25.8                  | -12.08         | 13.72               | No                      |
| NR Band 25                 | 24.5                  | -12.08         | 12.42               | No                      |
| NR Band 41 (PC3) Sub2 Ant  | 23.0                  | 1.41           | 24.41               | Yes                     |
| NR Band 41 (PC2) Sub2 Ant  | 23.0                  | 1.41           | 24.41               | Yes                     |
| NR Band 41 (PC3) Main2 Ant | 24.0                  | 1.41           | 25.41               | Yes                     |
| NR Band 41 (PC2) Main2 Ant | 27.5                  | 1.41           | 28.91               | Yes                     |
| NR Band 66                 | 25.5                  | -12.08         | 13.42               | No                      |
| NR Band 71                 | 24.5                  | -12.08         | 12.42               | No                      |
| NR Band 77                 | 21.2                  | 1.40           | 22.60               | Yes                     |
| 802.11b(2.4GHz)            | 17.0                  | -2.02          | 14.98               | No                      |
| 802.11g(2.4GHz)            | 17.0                  | 0.12           | 17.12               | Yes                     |
| 802.11n (2.4GHz)           | 17.0                  | -5.59          | 11.41               | No                      |
| 802.11a(5GHz) 20MHz        | 13.5                  | -3.15          | 10.35               | No                      |
| 802.11n(5GHz) 20MHz        | 13.5                  | -3.15          | 10.35               | No                      |
| 802.11n(5GHz) 40MHz        | 13.5                  | -3.15          | 10.35               | No                      |
| 802.11ac(5GHz) 20MHz       | 13.5                  | -5.57          | 7.93                | No                      |
| 802.11ac(5GHz) 40MHz       | 13.5                  | -5.57          | 7.93                | No                      |
| 802.11ac(5GHz) 80MHz       | 13                    | -5.57          | 7.43                | No                      |
| Bluetooth                  | 16.5                  | 1.02           | 17.52               | Yes                     |

**Note(s):**

1. Max tune-up limit.
2. LTE Band 48, NR Band 41 Sub2 Ant, NR77, WLAN mode was applied RCV-On Back-off during the Voice call mode.

\*Band n41,n77 MIF was Measured following procedure 9.1

### 10.3 Low-Power Exemption Conclusions

Per ANSI C63.19-2011, RF Emissions testing for this device is required only for CDMA 1/8<sup>th</sup>, GSM Voice Mode as well as LTE TDD(Power Class 3, Power Class 2) and NR TDD, Wifi 2.4GHz, Bluetooth data voice. All other applicable air interfaces are exempt.( Refer to section 10.2)

| Air Interface              | C63.19 Testing Required |
|----------------------------|-------------------------|
| CDMA/EVDO BC10             | Yes                     |
| CDMA/EVDO BC0              | Yes                     |
| CDMA/EVDO BC1              | Yes                     |
| GSM850                     | Yes                     |
| GSM1900                    | Yes                     |
| WCDMA 850                  | No                      |
| WCDMA 1700                 | No                      |
| WCDMA 1900                 | No                      |
| LTE Band 2                 | No                      |
| LTE Band 4                 | No                      |
| LTE Band 5                 | No                      |
| LTE Band 7                 | No                      |
| LTE Band 12                | No                      |
| LTE Band 13                | No                      |
| LTE Band 14                | No                      |
| LTE Band 25                | No                      |
| LTE Band 26                | No                      |
| LTE Band 30                | No                      |
| LTE TDD Band 38            | Yes                     |
| LTE TDD Band 40            | No                      |
| LTE TDD Band 41 (PC3)      | Yes                     |
| LTE TDD Band 41 (PC2)      | Yes                     |
| LTE Band 48                | Yes                     |
| LTE Band 66                | No                      |
| LTE Band 71                | No                      |
| NR Band 2                  | No                      |
| NR Band 5                  | No                      |
| NR Band 12                 | No                      |
| NR Band 25                 | No                      |
| NR Band 41 (PC3) Sub2 Ant  | Yes                     |
| NR Band 41 (PC2) Sub2 Ant  | Yes                     |
| NR Band 41 (PC3) Main2 Ant | Yes                     |
| NR Band 41 (PC2) Main2 Ant | Yes                     |
| NR Band 66                 | No                      |
| NR Band 71                 | No                      |
| NR Band 77                 | Yes                     |
| 802.11b(2.4GHz)            | No                      |
| 802.11g(2.4GHz)            | Yes                     |
| 802.11n (2.4GHz)           | No                      |
| 802.11a(5GHz) 20MHz        | No                      |
| 802.11n(5GHz) 20MHz        | No                      |
| 802.11n(5GHz) 40MHz        | No                      |
| 802.11ac(5GHz) 20MHz       | No                      |
| 802.11ac(5GHz) 40MHz       | No                      |
| 802.11ac(5GHz) 80MHz       | No                      |
| Bluetooth                  | Yes                     |

## 11. Test Procedure

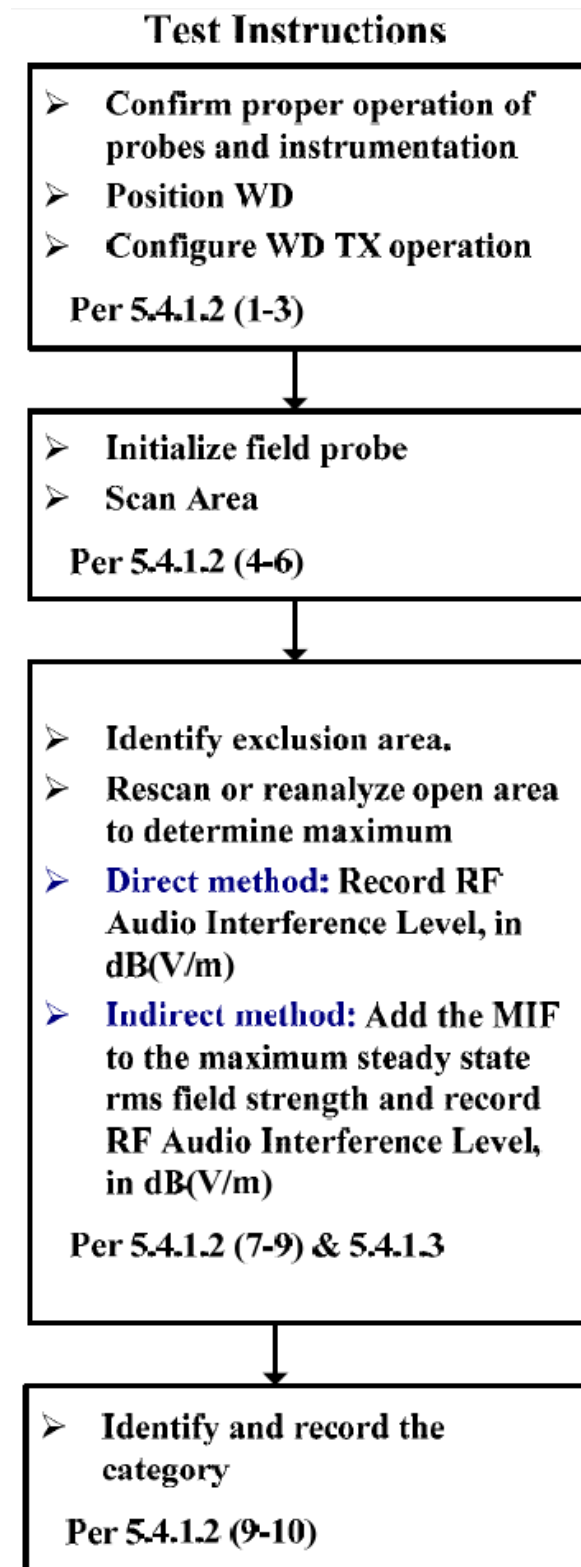


Figure 6. WD near-field emission automated test flowchart



**The evaluation was performed with the following procedure:**

1. Confirm proper operation of the field probe, probe measurement system and other instrumentation and the positioning system.
2. Position the WD in its intended test position. The measurement should be performed at a distance 1.5 cm from the probe elements so the gauge block can simplify this positioning.
3. Configure the WD normal operation for maximum rated RF output power, at the desired channel and other operating parameters, as intended for the test.
4. The center sub-grid shall be centered on the center of the WD output (acoustic or T-Coil output), as appropriate.
5. A Surface calibration was performed before each setup change to ensure repeatable spacing and proper maintenance of the measurement plane using the HAC Phantom.
6. Locate the field probe at reference location and measure the field strength.
7. Scan the entire 5 cm by 5 cm region at 5 mm increments and record the reading at each measurement point.
8. Identify the maximum field reading within the non-excluded sub-grids identified in Step 7.
9. Move the probe to the location of maximum scan measurement and then 360° rotating the probe to align it for the maximum reading at that position.
10. Locate the field probe at the reference location and measure the field strength for drift evaluation. If conducted power deviations of more than 5 % occurred, the tests were repeated.
11. Convert the maximum field strength reading identified in Step 8 to V/m or A/m, as appropriate. For probes which require a probe modulation factor, this conversion shall be done using the appropriate probe modulation.
12. Repeat Step 1 through Step 11 for both the E-field measurements.

## 12. ANSI/IEEE C63.19 Performance Categories

The EUT must meet the following M3 or M4 category:

| Emission Categories | E-field emissions dB [V/m] |           |
|---------------------|----------------------------|-----------|
|                     | < 960 MHz                  | > 960 MHz |
| Category M1         | 50 to 55                   | 40 to 45  |
| Category M2         | 45 to 50                   | 35 to 40  |
| Category M3         | 40 to 45                   | 30 to 35  |
| Category M4         | < 40                       | < 30      |

Telephone near-field categories in linear units

### 13. Measurement Uncertainties

| Error Description                  | Uncertainty value<br>[±%]       | Probe Dist. | Div. | (Ci)<br>E | (Ci)<br>H | Std.<br>Unc.<br>E<br>[±%] |
|------------------------------------|---------------------------------|-------------|------|-----------|-----------|---------------------------|
| <b>Measurement System</b>          |                                 |             |      |           |           |                           |
| Probe Calibration                  | 5.1                             | N           | 1    | 1         | 1         | 5.1                       |
| Axial Isotropy                     | 4.7                             | R           | √3   | 1         | 1         | 2.7                       |
| Sensor Displacement                | 16.5                            | R           | √3   | 1         | 0.145     | 9.5                       |
| Boundary Effects                   | 2.4                             | R           | √3   | 1         | 1         | 1.4                       |
| Phantom Boundary Effect            | 7.2                             | R           | √3   | 1         | 0         | 4.1                       |
| Linearity                          | 4.7                             | R           | √3   | 1         | 1         | 2.7                       |
| Scaling with PMR calibration       | 10.0                            | R           | √3   | 1         | 1         | 5.8                       |
| System Detection Limit             | 1.0                             | R           | √3   | 1         | 1         | 0.6                       |
| Readout Electronics                | 0.3                             | N           | 1    | 1         | 1         | 0.3                       |
| Response Time                      | 0.8                             | R           | √3   | 1         | 1         | 0.5                       |
| Integration Time                   | 2.6                             | R           | √3   | 1         | 1         | 1.5                       |
| RF Ambient Conditions              | 3.0                             | R           | √3   | 1         | 1         | 1.7                       |
| RF Reflections                     | 12                              | R           | √3   | 1         | 1         | 6.9                       |
| Probe Positioner                   | 1.2                             | R           | √3   | 1         | 0.67      | 0.7                       |
| Probe Positioning                  | 4.7                             | R           | √3   | 1         | 0.67      | 2.7                       |
| Extrap. and Interpolation          | 1.0                             | R           | √3   | 1         | 1         | 0.6                       |
| <b>Test Sample Related</b>         |                                 |             |      |           |           |                           |
| Device Positioning Vertical        | 4.7                             | R           | √3   | 1         | 0.67      | 2.7                       |
| Device Positioning Lateral         | 1.0                             | R           | √3   | 1         | 1         | 0.6                       |
| Device Holder and Phantom          | 2.4                             | R           | √3   | 1         | 1         | 1.4                       |
| Power Drift                        | 5.0                             | R           | √3   | 1         | 1         | 2.9                       |
| <b>Phantom and Setup Related</b>   |                                 |             |      |           |           |                           |
| Phantom Thickness                  | 2.4                             | R           | √3   | 1         | 0.67      | 1.4                       |
| Combined Std. Uncertainty          | (k=1)                           |             |      |           |           | 16.3                      |
| Expanded Std. Uncertainty on Power | (Coverage Factor for 95%, k =2) |             |      |           |           | <b>32.6</b>               |
| Expanded Std. Uncertainty on Field | (Coverage Factor for 95%)       |             |      |           |           | <b>16.3</b>               |

## 14. HAC Test Data Summary

### E-Field Measurement Result (GSM850/ GSM1900)

| Mode     | Channel | Conducted Power | Time Avg. Field | Audio Inteferece Level | FCC Limit | FCC Margin | MIF  | Result | Exclusion Block | Plot No. |
|----------|---------|-----------------|-----------------|------------------------|-----------|------------|------|--------|-----------------|----------|
|          |         | [dBm]           | [V/m]           | [dBV/m]                | [dBV/m]   | [dB]       |      |        |                 |          |
| GSM 850  | 128     | 32.32           | 32.06           | 33.75                  | 45        | 11.25      | 3.63 | M4     | none            | 1        |
|          | 190     | 32.10           | 29.79           | 33.11                  | 45        | 11.89      | 3.63 | M4     | none            | 2        |
|          | 251     | 32.17           | 29.79           | 33.11                  | 45        | 11.89      | 3.63 | M4     | none            | 3        |
| GSM 1900 | 512     | 29.20           | 20.87           | 30.02                  | 35        | 4.98       | 3.63 | M3     | none            | 4        |
|          | 661     | 29.60           | 21.83           | 30.41                  | 35        | 4.59       | 3.63 | M3     | none            | 5        |
|          | 810     | 29.51           | 20.11           | 29.70                  | 35        | 5.3        | 3.63 | M4     | none            | 6        |

### E-Field Measurement Result (CDMA/EVDO)

| Mode            | Channel | Conducted Power | Time Avg. Field | Audio Inteferece Level | FCC Limit | FCC Margin | MIF  | Result | Exclusion Block | Plot No. |
|-----------------|---------|-----------------|-----------------|------------------------|-----------|------------|------|--------|-----------------|----------|
|                 |         | [dBm]           | [V/m]           | [dBV/m]                | [dBV/m]   | [dB]       |      |        |                 |          |
| CDMA/ EVDO BC0  | 1013    | 24.90           | 18.30           | 28.51                  | 45        | 16.49      | 3.26 | M4     | none            | 7        |
|                 | 384     | 24.68           | 17.82           | 28.28                  | 45        | 16.72      | 3.26 | M4     | none            | 8        |
|                 | 777     | 24.52           | 18.05           | 28.39                  | 45        | 16.61      | 3.26 | M4     | none            | 9        |
| CDMA/ EVDO BC10 | 450     | 24.86           | 17.44           | 28.09                  | 45        | 16.91      | 3.26 | M4     | none            | 10       |
|                 | 560     | 24.91           | 23.74           | 30.77                  | 45        | 14.23      | 3.26 | M4     | none            | 11       |
|                 | 670     | 24.92           | 22.49           | 30.30                  | 45        | 14.70      | 3.26 | M4     | none            | 12       |
| CDMA/ EVDO BC1  | 25      | 24.18           | 15.54           | 27.09                  | 35        | 7.91       | 3.26 | M4     | none            | 13       |
|                 | 600     | 23.92           | 15.24           | 26.92                  | 35        | 8.08       | 3.26 | M4     | none            | 14       |
|                 | 1175    | 23.92           | 15.31           | 26.96                  | 35        | 8.04       | 3.26 | M4     | none            | 15       |

### E-Field Measurement Result (LTE TDD)

| Mode              | Channel | Mod.  | BW | RB Size | RB offset | Time Avg. Field [V/m] | Audio Intefere nce Level [dBV/m] | FCC Limit [dBV/m] | FCC Margin [dB] | MIF   | Result | Exclu- sion Block | Plot No. |
|-------------------|---------|-------|----|---------|-----------|-----------------------|----------------------------------|-------------------|-----------------|-------|--------|-------------------|----------|
| LTE Band 38       | 37850   | 16QAM | 20 | 1       | 0         | 19.01                 | 24.14                            | 35                | 10.86           | -1.44 | M4     | none              | 16       |
|                   | 38000   | 16QAM | 20 | 1       | 0         | 20.80                 | 24.92                            | 35                | 10.08           | -1.44 | M4     | none              | 17       |
|                   | 38150   | 16QAM | 20 | 1       | 0         | 19.84                 | 24.51                            | 35                | 10.49           | -1.44 | M4     | none              | 18       |
| LTE Band 41 (PC3) | 39750   | 16QAM | 20 | 1       | 0         | 20.07                 | 24.61                            | 35                | 10.39           | -1.44 | M4     | none              | 19       |
|                   | 40185   | 16QAM | 20 | 1       | 0         | 20.42                 | 24.76                            | 35                | 10.24           | -1.44 | M4     | none              | 20       |
|                   | 40620   | 16QAM | 20 | 1       | 0         | 19.01                 | 24.14                            | 35                | 10.86           | -1.44 | M4     | none              | 21       |
|                   | 41055   | 16QAM | 20 | 1       | 0         | 18.28                 | 23.80                            | 35                | 11.20           | -1.44 | M4     | none              | 22       |
|                   | 41490   | 16QAM | 20 | 1       | 0         | 18.47                 | 23.89                            | 35                | 11.11           | -1.44 | M4     | none              | 23       |
| LTE Band 41 (PC2) | 39750   | 16QAM | 20 | 1       | 0         | 21.50                 | 25.21                            | 35                | 9.79            | -1.44 | M4     | none              | 24       |
|                   | 40185   | 16QAM | 20 | 1       | 0         | 21.60                 | 25.25                            | 35                | 9.75            | -1.44 | M4     | none              | 25       |
|                   | 40620   | 16QAM | 20 | 1       | 0         | 21.28                 | 25.12                            | 35                | 9.88            | -1.44 | M4     | none              | 26       |
|                   | 41055   | 16QAM | 20 | 1       | 0         | 20.51                 | 24.80                            | 35                | 10.20           | -1.44 | M4     | none              | 27       |
|                   | 41490   | 16QAM | 20 | 1       | 0         | 20.21                 | 24.67                            | 35                | 10.33           | -1.44 | M4     | none              | 28       |
| LTE Band 48       | 55340   | 16QAM | 20 | 1       | 0         | 22.88                 | 25.75                            | 35                | 9.25            | -1.44 | M4     | none              | 29       |
|                   | 55773   | 16QAM | 20 | 1       | 0         | 23.04                 | 25.81                            | 35                | 9.19            | -1.44 | M4     | none              | 30       |
|                   | 56207   | 16QAM | 20 | 1       | 0         | 23.23                 | 25.88                            | 35                | 9.12            | -1.44 | M4     | none              | 31       |
|                   | 56640   | 16QAM | 20 | 1       | 0         | 21.68                 | 25.28                            | 35                | 9.72            | -1.44 | M4     | none              | 32       |

### E-Field Measurement Result (NR)

| Mode                       | Channel | Mod.      | BW  | RB Size | RB offset | Time Avg. Field [V/m] | Audio Intefere nce Level [dBV/m] | FCC Limit [dBV/m] | FCC Margin [dB] | MIF  | Result | Exclu- sion Block | Plot No. |
|----------------------------|---------|-----------|-----|---------|-----------|-----------------------|----------------------------------|-------------------|-----------------|------|--------|-------------------|----------|
| NR Band 41 (PC3) Sub2 Ant  | 518598  | DFTs BPSK | 100 | 1       | 0         | 30.06                 | 30.97                            | 35                | 4.03            | 1.41 | M3     | none              | 33       |
| NR Band 41 (PC2) Sub2 Ant  | 518598  | DFTs BPSK | 100 | 1       | 0         | 29.96                 | 30.94                            | 35                | 4.06            | 1.41 | M3     | none              | 34       |
| NR Band 41 (PC3) Main2 Ant | 518598  | DFTs BPSK | 100 | 1       | 0         | 11.89                 | 22.91                            | 35                | 12.09           | 1.41 | M4     | none              | 35       |
| NR Band 41 (PC2) Main2 Ant | 518598  | DFTs BPSK | 100 | 1       | 0         | 12.39                 | 23.26                            | 35                | 11.74           | 1.41 | M4     | none              | 36       |
| NR Band 77 PC3             | 650000  | DFTs BPSK | 100 | 1       | 0         | 17.76                 | 26.39                            | 35                | 8.61            | 1.40 | M4     | none              | 37       |
|                            | 656000  | DFTs BPSK | 100 | 1       | 0         | 19.36                 | 27.14                            | 35                | 7.86            | 1.40 | M4     | none              | 38       |
|                            | 662000  | DFTs BPSK | 100 | 1       | 0         | 23.42                 | 28.79                            | 35                | 6.21            | 1.40 | M4     | none              | 39       |

### E-Field Measurement Result (WLAN)

| Mode                         | Channel | Time Avg. Field | Audio Inteferece Level | FCC Limit | FCC Margin | MIF  | Result | Exclusion Block | Plot No. |
|------------------------------|---------|-----------------|------------------------|-----------|------------|------|--------|-----------------|----------|
|                              |         | [V/m]           | [dBV/m]                | [dBV/m]   | [dB]       |      |        |                 |          |
| 2.4 GHz<br>802.11g<br>54Mbps | 1       | 24.97           | 28.07                  | 35        | 6.93       | 0.12 | M4     | none            | 40       |
|                              | 6       | 29.07           | 29.39                  | 35        | 5.61       | 0.12 | M4     | none            | 41       |
|                              | 11      | 30.41           | 29.78                  | 35        | 5.22       | 0.12 | M4     | none            | 42       |

### E-Field Measurement Result (Bluetooth)

| Mode             | Channel | Time Avg. Field | Audio Inteferece Level | FCC Limit | FCC Margin | MIF  | Result | Exclusion Block | Plot No. |
|------------------|---------|-----------------|------------------------|-----------|------------|------|--------|-----------------|----------|
|                  |         | [V/m]           | [dBV/m]                | [dBV/m]   | [dB]       |      |        |                 |          |
| Bluetooth<br>DH1 | 0       | 25.70           | 29.22                  | 45        | 15.78      | 1.02 | M4     | none            | 43       |
|                  | 39      | 23.47           | 28.43                  | 45        | 16.57      | 1.02 | M4     | none            | 44       |
|                  | 78      | 26.82           | 29.59                  | 45        | 15.41      | 1.02 | M4     | none            | 45       |

## 15. HAC Test Equipment Chamber List

The test sites and measurement facilities used to collect data are located at

SAR 9 Room(HAC)

## 16. HAC Test Equipment List

| Manufacturer | Type / Model                       | S/N                | Calib. Date | Calib.Interval | Calib.Due  |
|--------------|------------------------------------|--------------------|-------------|----------------|------------|
| SPEAG        | HAC Phantom                        | -                  | N/A         | N/A            | N/A        |
| HP           | SAR System Control PC              | -                  | N/A         | N/A            | N/A        |
| Staubli      | TX60 Xlspeag                       | F/20/0018446/A/001 | N/A         | N/A            | N/A        |
| Staubli      | CS8Cspeag-TX90                     | F/20/0018446/C/001 | N/A         | N/A            | N/A        |
| Staubli      | Teach Pendant (Joystick)           | D21142608A         | N/A         | N/A            | N/A        |
| Staubli      | Light Alignment Sensor             | 1159               | N/A         | N/A            | N/A        |
| SPEAG        | DAE4                               | 912                | 11/24/2020  | Annual         | 11/24/2021 |
| SPEAG        | E-Field Probe EF3DV3*              | 4067               | 01/25/2021  | Annual         | 01/25/2022 |
| SPEAG        | Dipole CD835V3                     | 1024               | 02/21/2020  | Annual         | 02/21/2021 |
| SPEAG        | Dipole CD1880V3                    | 1019               | 02/21/2020  | Annual         | 02/21/2021 |
| SPEAG        | Dipole CD2450V3                    | 1002               | 09/17/2019  | Annual         | 09/07/2021 |
| SPEAG        | Dipole CD2600V3                    | 1019               | 09/24/2020  | Annual         | 09/24/2021 |
| SPEAG        | Dipole CD3500V3                    | 1012               | 11/26/2020  | Annual         | 11/26/2021 |
| SPEAG        | Audio Interference Analyzer        | 1060               | N/A         | CBT**          | N/A        |
| HP           | Power Meter E4419B                 | MY40511244         | 05/06/2020  | Annual         | 05/06/2021 |
| Agilent      | Power Sensor 8481A                 | SG1091286          | 10/05/2020  | Annual         | 10/05/2021 |
| Agilent      | Power Sensor 8481A                 | MY41090873         | 10/05/2020  | Annual         | 10/05/2021 |
| Agilent      | Power Meter N1911A                 | MY45101406         | 08/31/2020  | Annual         | 08/31/2021 |
| Agilent      | Power Sensor N1921A                | MY55220026         | 08/31/2020  | Annual         | 08/31/2021 |
| Agilent      | Signal Generator N5182A            | MY47070230         | 05/06/2020  | Annual         | 05/06/2021 |
| Agilent      | 11636B/Power Divider               | 58698              | 02/28/2020  | Annual         | 02/28/2021 |
| TESTO        | 175-H1/Thermometer                 | 44606611906        | 05/07/2020  | Annual         | 05/07/2021 |
| EMPOWER      | RF Power Amplifier / 2135DEFAAXLXX | 1084               | 07/01/2020  | Annual         | 07/01/2021 |
| MICRO LAB    | LP Filter / LA-60N                 | -                  | 10/05/2020  | Annual         | 10/05/2021 |
| MICRO LAB    | LP Filter / LA-30N                 | -                  | 10/05/2020  | Annual         | 10/05/2021 |
| MICRO LAB    | LP Filter / LA-15N                 | -                  | 10/05/2020  | Annual         | 10/05/2021 |
| Apitech      | Attenuator (3dB) 18B-03            | 1                  | 06/04/2020  | Annual         | 06/04/2021 |
| Agilent      | Attenuator (20dB) 33340C           | 18128              | 03/05/2020  | Annual         | 03/05/2021 |
| WEINSCHTEL   | Attenuator (10dB) 3M-10            | z6226              | 11/17/2020  | Annual         | 11/17/2021 |
| Agilent      | Directional Bridge                 | 3140A03878         | 06/08/2020  | Annual         | 06/08/2021 |
| R & S        | Radio Communication Tester         | 167918             | 04/17/2020  | Annual         | 04/17/2021 |
| Agilent      | MXA Signal Analyzer N9020A         | MY50510407         | 10/23/2020  | Annual         | 10/23/2021 |
| Anritsu      | Radio Communication Tester MT8821C | 6262044720         | 12/22/2020  | Annual         | 12/22/2021 |
| Anritsu      | Radio Communication Tester MT8000A | 6262036812         | 12/22/2020  | Annual         | 12/22/2021 |

\*: According to SPEAG's Technical Report, "MIF Verification", Doc # TR-FB-12.09.04-1, issued date: 9/4/2012. E-field probes are calibrated with specified uncertainty according to ISO 17025 as described in their calibration certificate. The MIF according to the definition in ANSI C63.19 is specific for a modulation and can therefore be used as a constant value if the probe has been PMR calibrated.

\*\*Note: CBT (calibrated Before Testing). Prior to testing, AIA Perform self calibration procedures



## 17. CONCLUSION

The HAC measurement indicates that the EUT complies with the HAC limits of the ANSI-C63.19-2011. These measurements are taken to simulate the RF effects exposure under worst-case conditions. Precise Laboratory measures were taken to assure repeatability of the tests.

## 18. Appendix A. TEST SETUP PHOTO

Please refer to test Setup Photo file no. as follows;

| Rev. No. | File No.               |
|----------|------------------------|
| 0        | HCT-SR-2102-FC010-P    |
| 1        | HCT-SR-2102-FC010-R1-P |

## 19. Appendix B. HAC RF Emission Test Plots

Plot No.1

Date : 2021-02-09

GSM850 128ch

Communication System: UID 10021 - DAC, GSM-FDD (TDMA, GMSK); Frequency: 824.2 MHz; Duty Cycle: 1:8.69961

Medium parameters used:  $\sigma = 0$  S/m,  $\epsilon_r = 1$ ;  $\rho = 0$  kg/m<sup>3</sup>

Phantom section: RF Section

DASY5 Configuration:

- Probe: EF3DV3 - SN4067; ConvF(1, 1, 1) @ 824.2 MHz; Calibrated: 2021-01-25
- Sensor-Surface: (Fix Surface)
- Electronics: DAE4 Sn912; Calibrated: 2020-11-24
- Phantom: HAC Test Arch with AMCC
- Measurement SW: DASY52, Version 52.10 (4)

**Device E-Field measurement (E-field scan for ANSI C63.19-2007 & -2011 compliance)/E Scan - ER3D: 15 mm from Probe Center to the Device/Hearing Aid Compatibility Test (101x101x1):**

Interpolated grid: dx=0.5000 mm, dy=0.5000 mm

Device Reference Point: 0, 0, -6.3 mm

Reference Value = 43.33 V/m; Power Drift = -0.07 dB

Applied MIF = 3.63 dB

RF audio interference level = 33.75 dBV/m

**Emission category: M4**

MIF scaled E-field

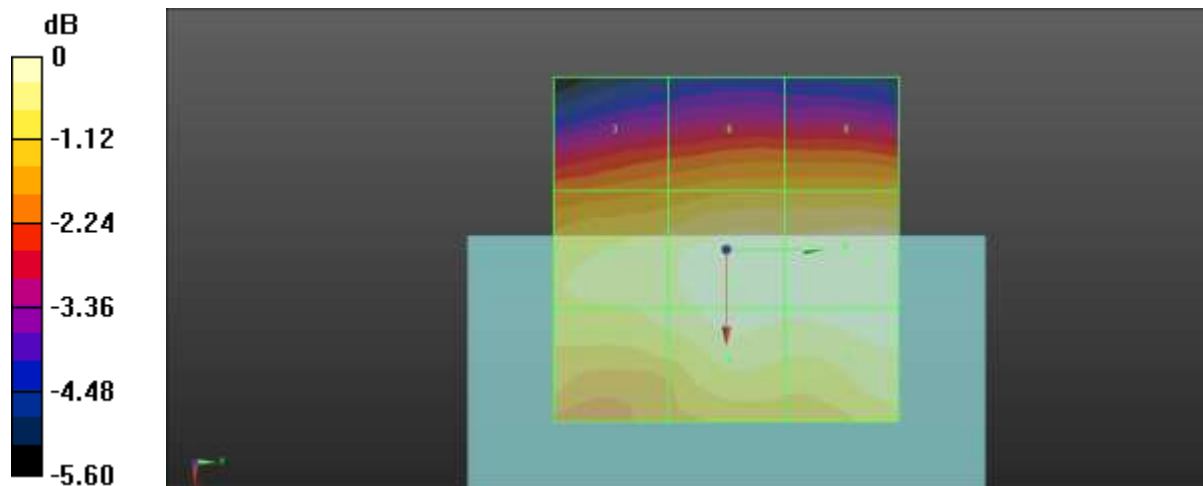
|                          |                          |                          |
|--------------------------|--------------------------|--------------------------|
| Grid 1 M4<br>33.19 dBV/m | Grid 2 M4<br>33.31 dBV/m | Grid 3 M4<br>32.28 dBV/m |
| Grid 4 M4<br>33.61 dBV/m | Grid 5 M4<br>33.71 dBV/m | Grid 6 M4<br>32.61 dBV/m |
| Grid 7 M4<br>33.67 dBV/m | Grid 8 M4<br>33.75 dBV/m | Grid 9 M4<br>32.64 dBV/m |

**Cursor:**

Total = 33.75 dBV/m

E Category: M4

Location: 1.5, 20.5, 7.7 mm



0 dB = 48.69 V/m = 33.75 dBV/m

Plot No.2

Date : 2021-02-09

GSM850 190ch

Communication System: UID 10021 - DAC, GSM-FDD (TDMA, GMSK); Frequency: 836.6 MHz; Duty Cycle: 1:8.69961

Medium parameters used:  $\sigma = 0$  S/m,  $\epsilon_r = 1$ ;  $\rho = 0$  kg/m<sup>3</sup>

Phantom section: RF Section

DASY5 Configuration:

- Probe: EF3DV3 - SN4067; ConvF(1, 1, 1) @ 836.6 MHz; Calibrated: 2021-01-25
- Sensor-Surface: (Fix Surface)
- Electronics: DAE4 Sn912; Calibrated: 2020-11-24
- Phantom: HAC Test Arch with AMCC
- Measurement SW: DASY52, Version 52.10 (4)

**Device E-Field measurement (E-field scan for ANSI C63.19-2007 & -2011 compliance)/E Scan - ER3D: 15 mm from Probe Center to the Device/Hearing Aid Compatibility Test (101x101x1):**

Interpolated grid: dx=0.5000 mm, dy=0.5000 mm

Device Reference Point: 0, 0, -6.3 mm

Reference Value = 38.97 V/m; Power Drift = 0.13 dB

Applied MIF = 3.63 dB

RF audio interference level = 33.11 dBV/m

**Emission category: M4**

MIF scaled E-field

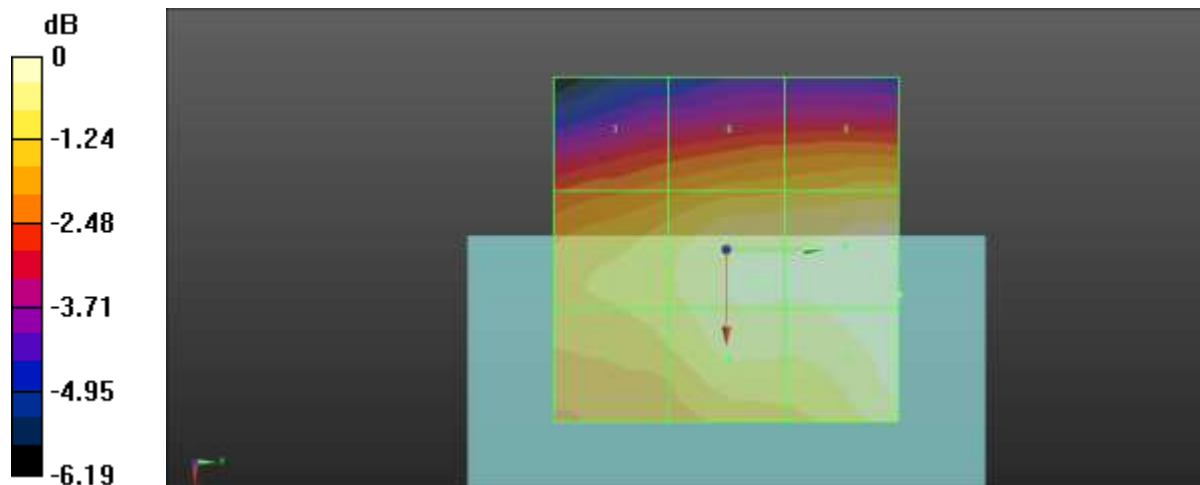
|                          |                          |                          |
|--------------------------|--------------------------|--------------------------|
| Grid 1 M4<br>32.11 dBV/m | Grid 2 M4<br>32.25 dBV/m | Grid 3 M4<br>31.33 dBV/m |
| Grid 4 M4<br>32.68 dBV/m | Grid 5 M4<br>32.82 dBV/m | Grid 6 M4<br>31.84 dBV/m |
| Grid 7 M4<br>33.11 dBV/m | Grid 8 M4<br>33.11 dBV/m | Grid 9 M4<br>32.12 dBV/m |

**Cursor:**

Total = 33.11 dBV/m

E Category: M4

Location: 6.5, 25, 7.7 mm



0 dB = 45.26 V/m = 33.11 dBV/m

Plot No.3

Date : 2021-02-09

GSM850 251ch

Communication System: UID 10021 - DAC, GSM-FDD (TDMA, GMSK); Frequency: 848.6 MHz; Duty Cycle: 1:8.69961

Medium parameters used:  $\sigma = 0$  S/m,  $\epsilon_r = 1$ ;  $\rho = 0$  kg/m<sup>3</sup>

Phantom section: RF Section

DASY5 Configuration:

- Probe: EF3DV3 - SN4067; ConvF(1, 1, 1) @ 848.6 MHz; Calibrated: 2021-01-25
- Sensor-Surface: (Fix Surface)
- Electronics: DAE4 Sn912; Calibrated: 2020-11-24
- Phantom: HAC Test Arch with AMCC
- Measurement SW: DASY52, Version 52.10 (4)

**Device E-Field measurement (E-field scan for ANSI C63.19-2007 & -2011 compliance)/E Scan - ER3D: 15 mm from Probe Center to the Device/Hearing Aid Compatibility Test (101x101x1):**

Interpolated grid: dx=0.5000 mm, dy=0.5000 mm

Device Reference Point: 0, 0, -6.3 mm

Reference Value = 40.46 V/m; Power Drift = 0.01 dB

Applied MIF = 3.63 dB

RF audio interference level = 33.11 dBV/m

**Emission category: M4**

MIF scaled E-field

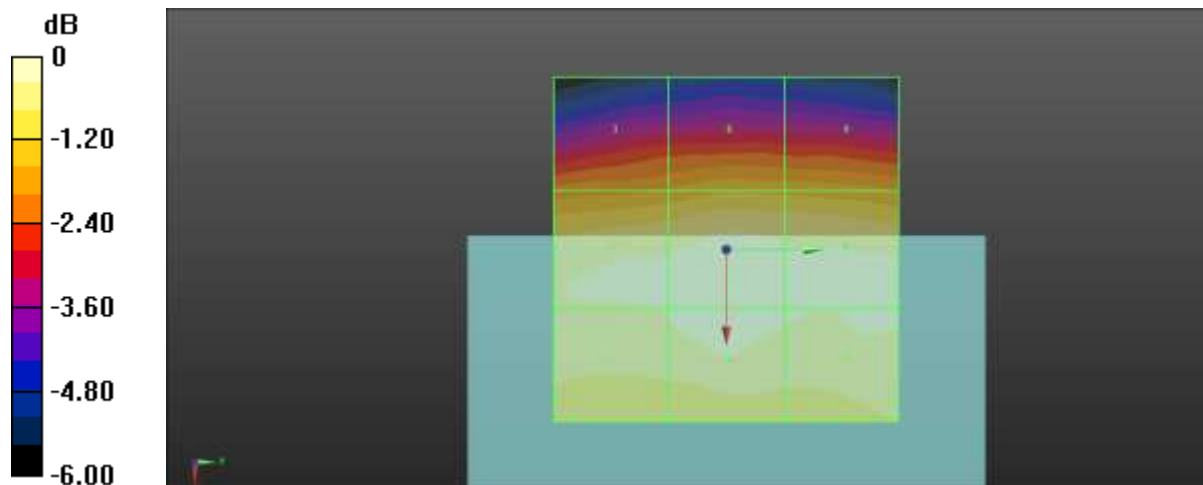
|                          |                          |                          |
|--------------------------|--------------------------|--------------------------|
| Grid 1 M4<br>32.77 dBV/m | Grid 2 M4<br>32.87 dBV/m | Grid 3 M4<br>31.56 dBV/m |
| Grid 4 M4<br>33.06 dBV/m | Grid 5 M4<br>33.11 dBV/m | Grid 6 M4<br>31.87 dBV/m |
| Grid 7 M4<br>32.84 dBV/m | Grid 8 M4<br>32.9 dBV/m  | Grid 9 M4<br>31.79 dBV/m |

**Cursor:**

Total = 33.11 dBV/m

E Category: M4

Location: 5.5, 0.5, 7.7 mm



0 dB = 45.21 V/m = 33.10 dBV/m

**Plot No.4**

**Date : 2021-02-09**

GSM1900 512ch

Communication System: UID 10021 - DAC, GSM-FDD (TDMA, GMSK); Frequency: 1850.2 MHz; Duty Cycle: 1:8.69961

Medium parameters used:  $\sigma = 0$  S/m,  $\epsilon_r = 1$ ;  $\rho = 0$  kg/m<sup>3</sup>

Phantom section: RF Section

DASY5 Configuration:

- Probe: EF3DV3 - SN4067; ConvF(1, 1, 1) @ 1850.2 MHz; Calibrated: 2021-01-25
- Sensor-Surface: (Fix Surface)
- Electronics: DAE4 Sn912; Calibrated: 2020-11-24
- Phantom: HAC Test Arch with AMCC
- Measurement SW: DASY52, Version 52.10 (4)

**Device E-Field measurement (E-field scan for ANSI C63.19-2007 & -2011 compliance)/E Scan - ER3D: 15 mm from Probe Center to the Device/Hearing Aid Compatibility Test (101x101x1):**

Interpolated grid: dx=0.5000 mm, dy=0.5000 mm

Device Reference Point: 0, 0, -6.3 mm

Reference Value = 20.04 V/m; Power Drift = 0.02 dB

Applied MIF = 3.63 dB

RF audio interference level = 30.02 dBV/m

**Emission category: M3**

MIF scaled E-field

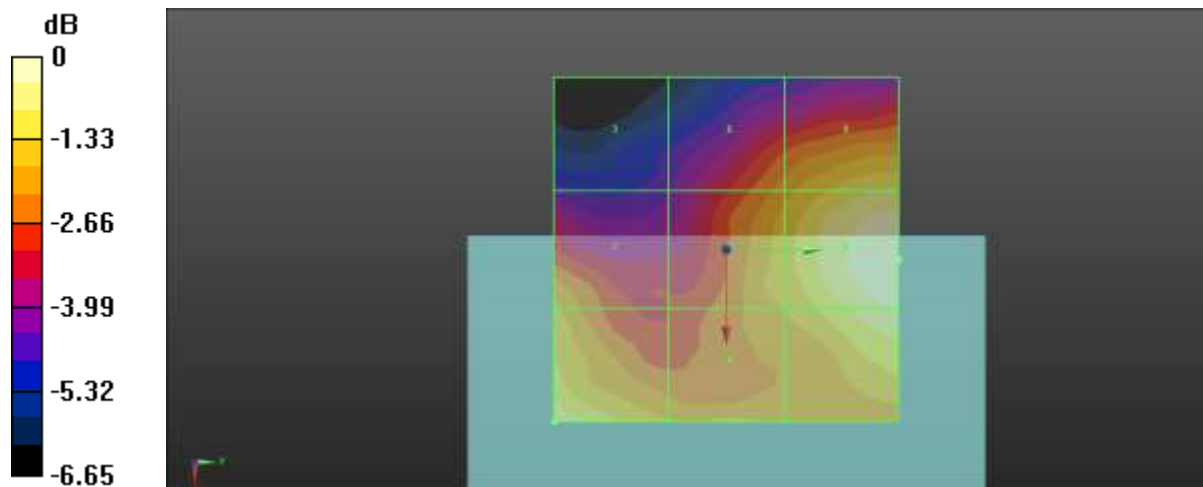
|                          |                          |                          |
|--------------------------|--------------------------|--------------------------|
| Grid 1 M4<br>29.6 dBV/m  | Grid 2 M4<br>28.39 dBV/m | Grid 3 M4<br>25.54 dBV/m |
| Grid 4 M4<br>28.42 dBV/m | Grid 5 M4<br>28.53 dBV/m | Grid 6 M4<br>28.07 dBV/m |
| Grid 7 M4<br>29.68 dBV/m | Grid 8 M3<br>30.02 dBV/m | Grid 9 M4<br>29.17 dBV/m |

**Cursor:**

Total = 30.02 dBV/m

E Category: M3

Location: 1.5, 25, 7.7 mm



0 dB = 31.68 V/m = 30.02 dBV/m

**Plot No.5**

**Date : 2021-02-09**

GSM1900 661ch

Communication System: UID 10021 - DAC, GSM-FDD (TDMA, GMSK); Frequency: 1880 MHz; Duty Cycle: 1:8.69961

Medium parameters used:  $\sigma = 0$  S/m,  $\epsilon_r = 1$ ;  $\rho = 0$  kg/m<sup>3</sup>

Phantom section: RF Section

DASY5 Configuration:

- Probe: EF3DV3 - SN4067; ConvF(1, 1, 1) @ 1880 MHz; Calibrated: 2021-01-25
- Sensor-Surface: (Fix Surface)
- Electronics: DAE4 Sn912; Calibrated: 2020-11-24
- Phantom: HAC Test Arch with AMCC
- Measurement SW: DASY52, Version 52.10 (4)

**Device E-Field measurement (E-field scan for ANSI C63.19-2007 & -2011 compliance)/E Scan - ER3D: 15 mm from Probe Center to the Device/Hearing Aid Compatibility Test (101x101x1):**

Interpolated grid: dx=0.5000 mm, dy=0.5000 mm

Device Reference Point: 0, 0, -6.3 mm

Reference Value = 20.58 V/m; Power Drift = 0.13 dB

Applied MIF = 3.63 dB

RF audio interference level = 30.41 dBV/m

**Emission category: M3**

MIF scaled E-field

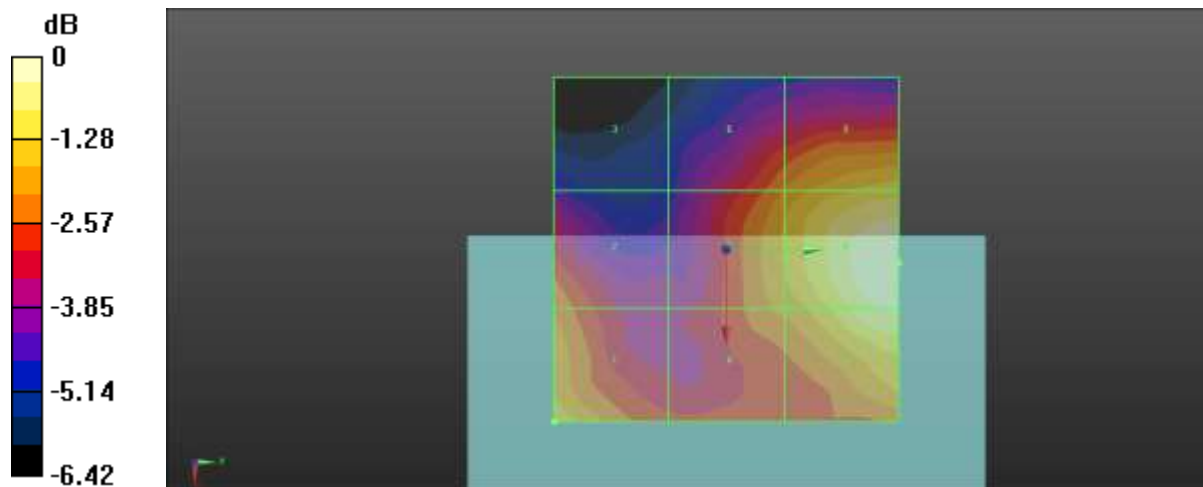
|                          |                          |                          |
|--------------------------|--------------------------|--------------------------|
| Grid 1 M4<br>29.09 dBV/m | Grid 2 M4<br>28.24 dBV/m | Grid 3 M4<br>25.9 dBV/m  |
| Grid 4 M4<br>28.41 dBV/m | Grid 5 M4<br>28.77 dBV/m | Grid 6 M4<br>28.33 dBV/m |
| Grid 7 M3<br>30.09 dBV/m | Grid 8 M3<br>30.41 dBV/m | Grid 9 M4<br>29.4 dBV/m  |

**Cursor:**

Total = 30.41 dBV/m

E Category: M3

Location: 2, 25, 7.7 mm



0 dB = 33.17 V/m = 30.41 dBV/m



**Plot No.6**

**Date : 2021-02-09**

GSM1900 810ch

Communication System: UID 10021 - DAC, GSM-FDD (TDMA, GMSK); Frequency: 1909.8 MHz; Duty Cycle: 1:8.69961

Medium parameters used:  $\sigma = 0$  S/m,  $\epsilon_r = 1$ ;  $\rho = 0$  kg/m<sup>3</sup>

Phantom section: RF Section

DASY5 Configuration:

- Probe: EF3DV3 - SN4067; ConvF(1, 1, 1) @ 1909.8 MHz; Calibrated: 2021-01-25
- Sensor-Surface: (Fix Surface)
- Electronics: DAE4 Sn912; Calibrated: 2020-11-24
- Phantom: HAC Test Arch with AMCC
- Measurement SW: DASY52, Version 52.10 (4)

**Device E-Field measurement (E-field scan for ANSI C63.19-2007 & -2011 compliance)/E Scan - ER3D: 15 mm from Probe Center to the Device/Hearing Aid Compatibility Test (101x101x1):**

Interpolated grid: dx=0.5000 mm, dy=0.5000 mm

Device Reference Point: 0, 0, -6.3 mm

Reference Value = 18.86 V/m; Power Drift = 0.11 dB

Applied MIF = 3.63 dB

RF audio interference level = 29.70 dBV/m

**Emission category: M4**

MIF scaled E-field

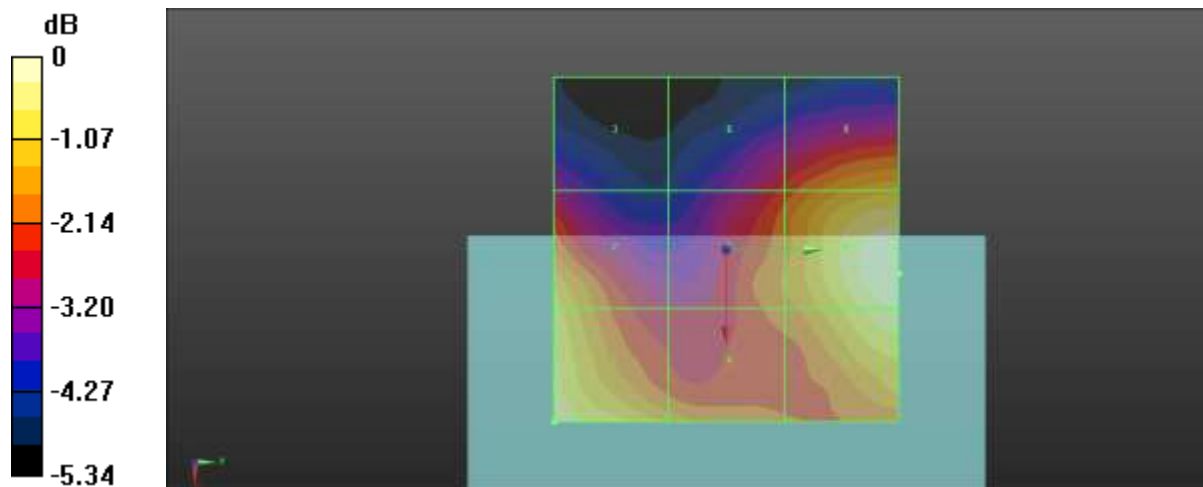
|                          |                          |                          |
|--------------------------|--------------------------|--------------------------|
| Grid 1 M4<br>29.42 dBV/m | Grid 2 M4<br>28.81 dBV/m | Grid 3 M4<br>26.51 dBV/m |
| Grid 4 M4<br>28.22 dBV/m | Grid 5 M4<br>27.97 dBV/m | Grid 6 M4<br>27.37 dBV/m |
| Grid 7 M4<br>29.38 dBV/m | Grid 8 M4<br>29.7 dBV/m  | Grid 9 M4<br>28.53 dBV/m |

**Cursor:**

Total = 29.70 dBV/m

E Category: M4

Location: 3.5, 25, 7.7 mm



0 dB = 30.54 V/m = 29.70 dBV/m

**Plot No.7**

**Date : 2021-02-09**

CDMA BC0 1013ch RC1 SO3

Communication System: UID 10295 - AAB, CDMA2000, RC1, SO3, 1/8th Rate 25 fr.; Frequency: 824.7 MHz; Duty Cycle: 1:17.746  
 Medium parameters used:  $\sigma = 0$  S/m,  $\epsilon_r = 1$ ;  $\rho = 0$  kg/m<sup>3</sup>  
 Phantom section: RF Section

**DASY5 Configuration:**

- Probe: EF3DV3 - SN4067; ConvF(1, 1, 1) @ 824.7 MHz; Calibrated: 2021-01-25
- Sensor-Surface: (Fix Surface)
- Electronics: DAE4 Sn912; Calibrated: 2020-11-24
- Phantom: HAC Test Arch with AMCC
- Measurement SW: DASY52, Version 52.10 (4)

**Device E-Field measurement (E-field scan for ANSI C63.19-2007 & -2011 compliance)/E Scan - ER3D: 15 mm from Probe Center to the Device/Hearing Aid Compatibility Test (101x101x1):**

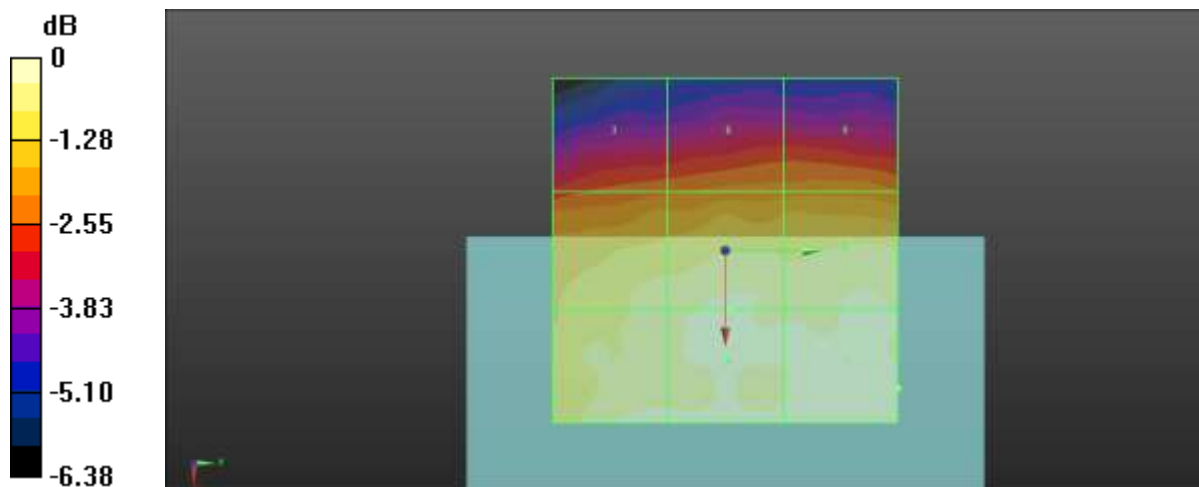
Interpolated grid: dx=0.5000 mm, dy=0.5000 mm  
 Device Reference Point: 0, 0, -6.3 mm  
 Reference Value = 22.68 V/m; Power Drift = 0.10 dB  
 Applied MIF = 3.26 dB  
 RF audio interference level = 28.51 dBV/m  
**Emission category: M4**

MIF scaled E-field

|                          |                          |                          |
|--------------------------|--------------------------|--------------------------|
| Grid 1 M4<br>28.32 dBV/m | Grid 2 M4<br>27.8 dBV/m  | Grid 3 M4<br>26.33 dBV/m |
| Grid 4 M4<br>28.32 dBV/m | Grid 5 M4<br>28.22 dBV/m | Grid 6 M4<br>26.65 dBV/m |
| Grid 7 M4<br>28.51 dBV/m | Grid 8 M4<br>28.22 dBV/m | Grid 9 M4<br>26.72 dBV/m |

**Cursor:**

Total = 28.51 dBV/m  
 E Category: M4  
 Location: 20, 25, 7.7 mm



0 dB = 26.63 V/m = 28.51 dBV/m

**Plot No.8**

**Date : 2021-02-09**

CDMA BC0 384ch RC1 SO3

Communication System: UID 10295 - AAB, CDMA2000, RC1, SO3, 1/8th Rate 25 fr.; Frequency: 836.52 MHz; Duty Cycle: 1:17.746

Medium parameters used:  $\sigma = 0$  S/m,  $\epsilon_r = 1$ ;  $\rho = 0$  kg/m<sup>3</sup>

Phantom section: RF Section

DASY5 Configuration:

- Probe: EF3DV3 - SN4067; ConvF(1, 1, 1) @ 836.52 MHz; Calibrated: 2021-01-25
- Sensor-Surface: (Fix Surface)
- Electronics: DAE4 Sn912; Calibrated: 2020-11-24
- Phantom: HAC Test Arch with AMCC
- Measurement SW: DASY52, Version 52.10 (4)

**Device E-Field measurement (E-field scan for ANSI C63.19-2007 & -2011 compliance)/E Scan - ER3D: 15 mm from Probe Center to the Device/Hearing Aid Compatibility Test (101x101x1):**

Interpolated grid: dx=0.5000 mm, dy=0.5000 mm

Device Reference Point: 0, 0, -6.3 mm

Reference Value = 17.11 V/m; Power Drift = 0.08 dB

Applied MIF = 3.26 dB

RF audio interference level = 28.28 dBV/m

**Emission category: M4**

MIF scaled E-field

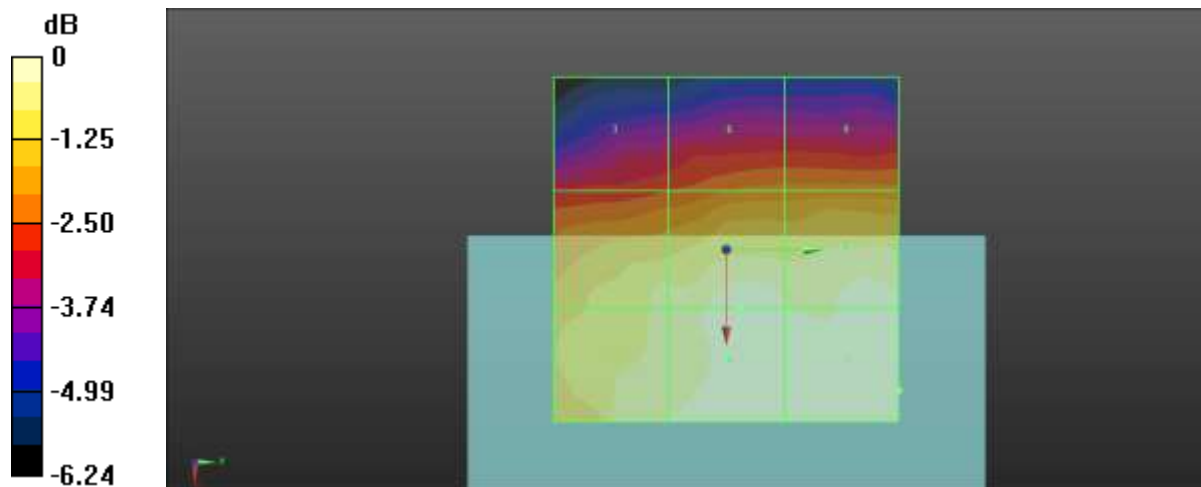
|                          |                          |                          |
|--------------------------|--------------------------|--------------------------|
| Grid 1 M4<br>27.87 dBV/m | Grid 2 M4<br>27.56 dBV/m | Grid 3 M4<br>25.79 dBV/m |
| Grid 4 M4<br>28.18 dBV/m | Grid 5 M4<br>28.04 dBV/m | Grid 6 M4<br>26.38 dBV/m |
| Grid 7 M4<br>28.28 dBV/m | Grid 8 M4<br>28.06 dBV/m | Grid 9 M4<br>26.43 dBV/m |

**Cursor:**

Total = 28.28 dBV/m

E Category: M4

Location: 20.5, 25, 7.7 mm



0 dB = 25.94 V/m = 28.28 dBV/m

Plot No.9

Date : 2021-02-09

CDMA BC0 777ch RC1 SO3

Communication System: UID 10295 - AAB, CDMA2000, RC1, SO3, 1/8th Rate 25 fr.; Frequency: 848.31 MHz; Duty Cycle: 1:17.746

Medium parameters used:  $\sigma = 0$  S/m,  $\epsilon_r = 1$ ;  $\rho = 0$  kg/m<sup>3</sup>

Phantom section: RF Section

DASY5 Configuration:

- Probe: EF3DV3 - SN4067; ConvF(1, 1, 1) @ 848.31 MHz; Calibrated: 2021-01-25
- Sensor-Surface: (Fix Surface)
- Electronics: DAE4 Sn912; Calibrated: 2020-11-24
- Phantom: HAC Test Arch with AMCC
- Measurement SW: DASY52, Version 52.10 (4)

**Device E-Field measurement (E-field scan for ANSI C63.19-2007 & -2011 compliance)/E Scan - ER3D: 15 mm from Probe Center to the Device/Hearing Aid Compatibility Test (101x101x1):**

Interpolated grid: dx=0.5000 mm, dy=0.5000 mm

Device Reference Point: 0, 0, -6.3 mm

Reference Value = 22.41 V/m; Power Drift = 0.08 dB

Applied MIF = 3.26 dB

RF audio interference level = 28.39 dBV/m

**Emission category: M4**

MIF scaled E-field

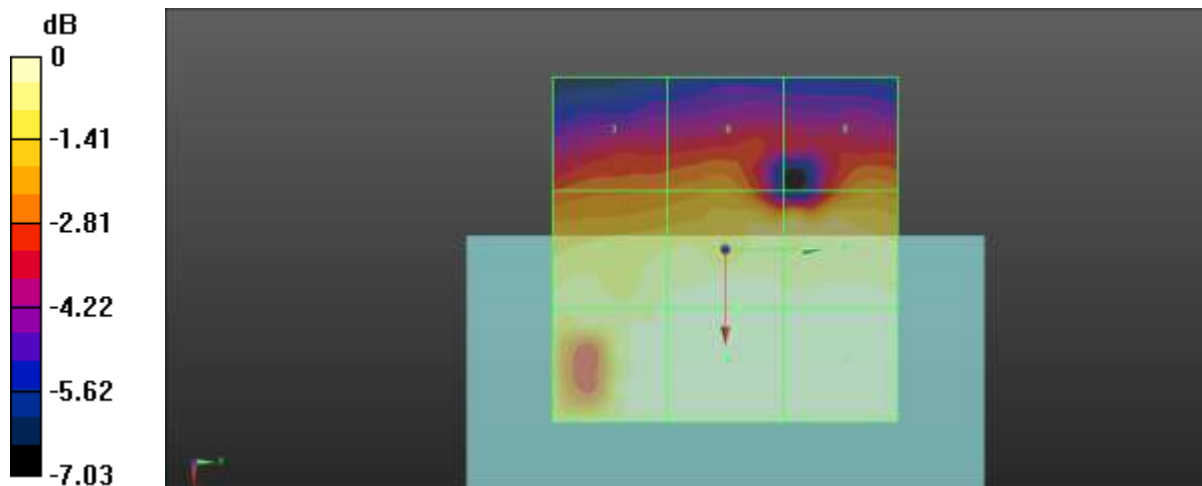
|                          |                          |                          |
|--------------------------|--------------------------|--------------------------|
| Grid 1 M4<br>28.23 dBV/m | Grid 2 M4<br>27.98 dBV/m | Grid 3 M4<br>26.12 dBV/m |
| Grid 4 M4<br>28.39 dBV/m | Grid 5 M4<br>28.33 dBV/m | Grid 6 M4<br>26.6 dBV/m  |
| Grid 7 M4<br>28.3 dBV/m  | Grid 8 M4<br>28.07 dBV/m | Grid 9 M4<br>26.48 dBV/m |

**Cursor:**

Total = 28.39 dBV/m

E Category: M4

Location: 11.5, 1.5, 7.7 mm



0 dB = 26.28 V/m = 28.39 dBV/m

Plot No.10

Date : 2021-02-09

CDMA BC10 450ch RC1 SO3

Communication System: UID 10295 - AAB, CDMA2000, RC1, SO3, 1/8th Rate 25 fr.; Frequency: 817.25 MHz; Duty Cycle: 1:17.746

Medium parameters used:  $\sigma = 0$  S/m,  $\epsilon_r = 1$ ;  $\rho = 0$  kg/m<sup>3</sup>

Phantom section: RF Section

DASY5 Configuration:

- Probe: EF3DV3 - SN4067; ConvF(1, 1, 1) @ 817.25 MHz; Calibrated: 2021-01-25
- Sensor-Surface: (Fix Surface)
- Electronics: DAE4 Sn912; Calibrated: 2020-11-24
- Phantom: HAC Test Arch with AMCC
- Measurement SW: DASY52, Version 52.10 (4)

**Device E-Field measurement (E-field scan for ANSI C63.19-2007 & -2011 compliance)/E Scan - ER3D: 15 mm from Probe Center to the Device/Hearing Aid Compatibility Test (101x101x1):**

Interpolated grid: dx=0.5000 mm, dy=0.5000 mm

Device Reference Point: 0, 0, -6.3 mm

Reference Value = 19.83 V/m; Power Drift = 0.18 dB

Applied MIF = 3.26 dB

RF audio interference level = 28.09 dBV/m

**Emission category: M4**

MIF scaled E-field

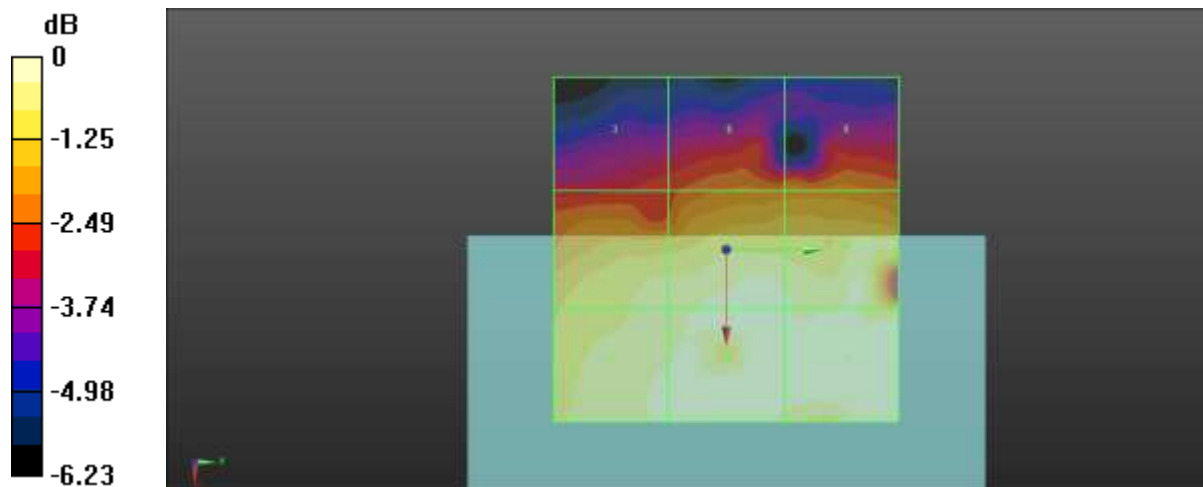
|                          |                          |                          |
|--------------------------|--------------------------|--------------------------|
| Grid 1 M4<br>27.78 dBV/m | Grid 2 M4<br>27.5 dBV/m  | Grid 3 M4<br>25.48 dBV/m |
| Grid 4 M4<br>28.09 dBV/m | Grid 5 M4<br>27.91 dBV/m | Grid 6 M4<br>26.14 dBV/m |
| Grid 7 M4<br>28.07 dBV/m | Grid 8 M4<br>27.83 dBV/m | Grid 9 M4<br>26.27 dBV/m |

**Cursor:**

Total = 28.09 dBV/m

E Category: M4

Location: 23.5, 2.5, 7.7 mm



0 dB = 25.37 V/m = 28.09 dBV/m

Plot No.11

Date : 2021-02-09

CDMA BC10 560ch RC1 SO3

Communication System: UID 10295 - AAB, CDMA2000, RC1, SO3, 1/8th Rate 25 fr.; Frequency: 820 MHz; Duty Cycle: 1:17.746

Medium parameters used:  $\sigma = 0$  S/m,  $\epsilon_r = 1$ ;  $\rho = 0$  kg/m<sup>3</sup>

Phantom section: RF Section

DASY5 Configuration:

- Probe: EF3DV3 - SN4067; ConvF(1, 1, 1) @ 820 MHz; Calibrated: 2021-01-25
- Sensor-Surface: (Fix Surface)
- Electronics: DAE4 Sn912; Calibrated: 2020-11-24
- Phantom: HAC Test Arch with AMCC
- Measurement SW: DASY52, Version 52.10 (4)

**Device E-Field measurement (E-field scan for ANSI C63.19-2007 & -2011 compliance)/E Scan - ER3D: 15 mm from Probe Center to the Device/Hearing Aid Compatibility Test (101x101x1):**

Interpolated grid: dx=0.5000 mm, dy=0.5000 mm

Device Reference Point: 0, 0, -6.3 mm

Reference Value = 20.87 V/m; Power Drift = 0.11 dB

Applied MIF = 3.26 dB

RF audio interference level = 30.77 dBV/m

**Emission category: M4**

MIF scaled E-field

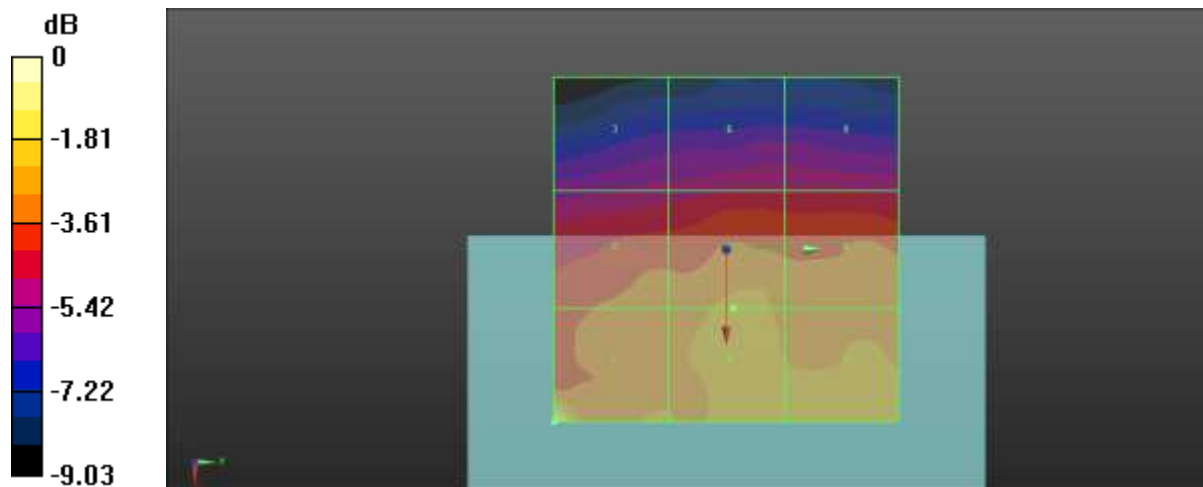
|                          |                          |                          |
|--------------------------|--------------------------|--------------------------|
| Grid 1 M4<br>30.77 dBV/m | Grid 2 M4<br>27.42 dBV/m | Grid 3 M4<br>25.64 dBV/m |
| Grid 4 M4<br>28.06 dBV/m | Grid 5 M4<br>27.91 dBV/m | Grid 6 M4<br>25.97 dBV/m |
| Grid 7 M4<br>27.97 dBV/m | Grid 8 M4<br>27.68 dBV/m | Grid 9 M4<br>25.97 dBV/m |

**Cursor:**

Total = 30.77 dBV/m

E Category: M4

Location: 25, -25, 7.7 mm



0 dB = 34.54 V/m = 30.77 dBV/m

Plot No.12

Date : 2021-02-09

CDMA BC10 670ch RC1 SO3

Communication System: UID 10295 - AAB, CDMA2000, RC1, SO3, 1/8th Rate 25 fr.; Frequency: 822.75 MHz; Duty Cycle: 1:17.746

Medium parameters used:  $\sigma = 0$  S/m,  $\epsilon_r = 1$ ;  $\rho = 0$  kg/m<sup>3</sup>

Phantom section: RF Section

DASY5 Configuration:

- Probe: EF3DV3 - SN4067; ConvF(1, 1, 1) @ 822.75 MHz; Calibrated: 2021-01-25
- Sensor-Surface: (Fix Surface)
- Electronics: DAE4 Sn912; Calibrated: 2020-11-24
- Phantom: HAC Test Arch with AMCC
- Measurement SW: DASY52, Version 52.10 (4)

**Device E-Field measurement (E-field scan for ANSI C63.19-2007 & -2011 compliance)/E Scan - ER3D: 15 mm from Probe Center to the Device/Hearing Aid Compatibility Test (101x101x1):**

Interpolated grid: dx=0.5000 mm, dy=0.5000 mm

Device Reference Point: 0, 0, -6.3 mm

Reference Value = 22.37 V/m; Power Drift = 0.02 dB

Applied MIF = 3.26 dB

RF audio interference level = 30.30 dBV/m

**Emission category: M4**

MIF scaled E-field

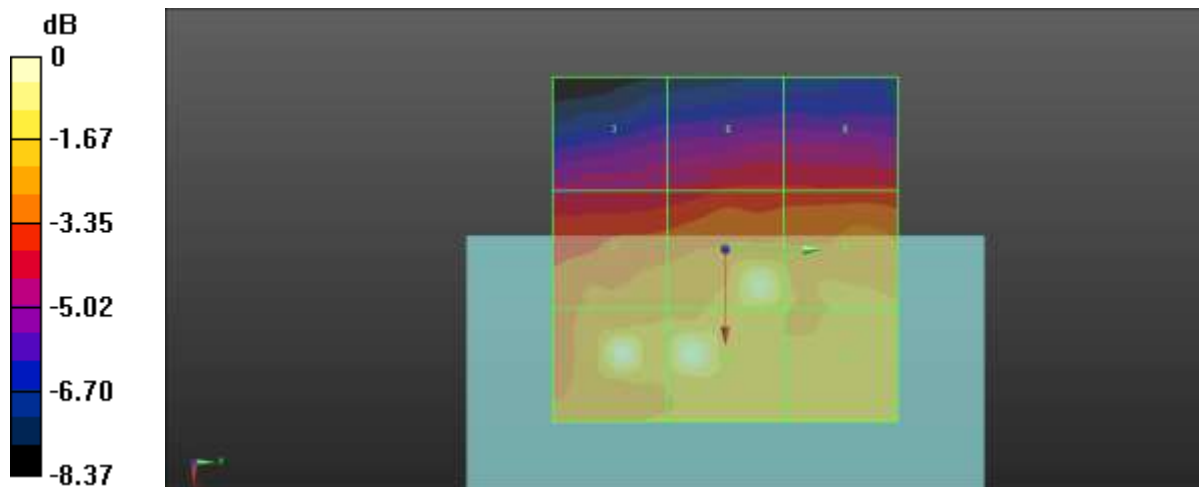
|                          |                          |                          |
|--------------------------|--------------------------|--------------------------|
| Grid 1 M4<br>30.2 dBV/m  | Grid 2 M4<br>27.92 dBV/m | Grid 3 M4<br>26.01 dBV/m |
| Grid 4 M4<br>30.3 dBV/m  | Grid 5 M4<br>29.97 dBV/m | Grid 6 M4<br>26.57 dBV/m |
| Grid 7 M4<br>28.48 dBV/m | Grid 8 M4<br>28.38 dBV/m | Grid 9 M4<br>26.57 dBV/m |

**Cursor:**

Total = 30.30 dBV/m

E Category: M4

Location: 15, -5, 7.7 mm



0 dB = 32.73 V/m = 30.30 dBV/m

Plot No.13

Date : 2021-02-09

CDMA BC1 25ch RC1 SO3

Communication System: UID 10295 - AAB, CDMA2000, RC1, SO3, 1/8th Rate 25 fr.; Frequency: 1851.25 MHz; Duty Cycle: 1:17.746

Medium parameters used:  $\sigma = 0$  S/m,  $\epsilon_r = 1$ ;  $\rho = 0$  kg/m<sup>3</sup>

Phantom section: RF Section

DASY5 Configuration:

- Probe: EF3DV3 - SN4067; ConvF(1, 1, 1) @ 1851.25 MHz; Calibrated: 2021-01-25
- Sensor-Surface: (Fix Surface)
- Electronics: DAE4 Sn912; Calibrated: 2020-11-24
- Phantom: HAC Test Arch with AMCC
- Measurement SW: DASY52, Version 52.10 (4)

**Device E-Field measurement (E-field scan for ANSI C63.19-2007 & -2011 compliance)/E Scan - ER3D: 15 mm from Probe Center to the Device/Hearing Aid Compatibility Test (101x101x1):**

Interpolated grid: dx=0.5000 mm, dy=0.5000 mm

Device Reference Point: 0, 0, -6.3 mm

Reference Value = 15.13 V/m; Power Drift = 0.16 dB

Applied MIF = 3.26 dB

RF audio interference level = 27.09 dBV/m

**Emission category: M4**

MIF scaled E-field

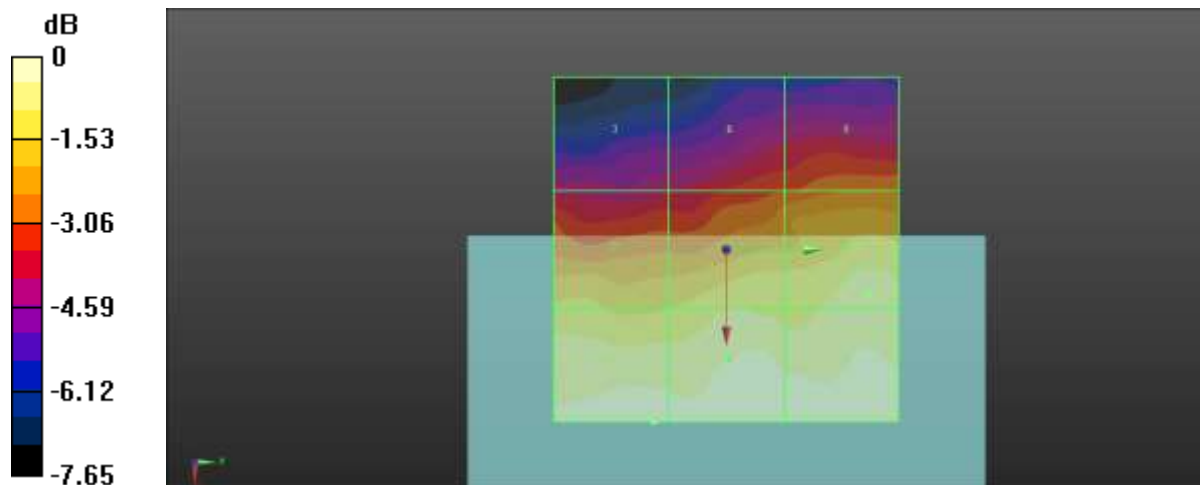
|                          |                          |                          |
|--------------------------|--------------------------|--------------------------|
| Grid 1 M4<br>27.1 dBV/m  | Grid 2 M4<br>25.7 dBV/m  | Grid 3 M4<br>22.99 dBV/m |
| Grid 4 M4<br>27.07 dBV/m | Grid 5 M4<br>26.09 dBV/m | Grid 6 M4<br>24.02 dBV/m |
| Grid 7 M4<br>26.84 dBV/m | Grid 8 M4<br>26.36 dBV/m | Grid 9 M4<br>24.53 dBV/m |

**Cursor:**

Total = 27.10 dBV/m

E Category: M4

Location: 25, -10.5, 7.7 mm



0 dB = 22.63 V/m = 27.09 dBV/m



Plot No.14

Date : 2021-02-09

CDMA BC1 600ch RC1 SO3

Communication System: UID 10295 - AAB, CDMA2000, RC1, SO3, 1/8th Rate 25 fr.; Frequency: 1880 MHz; Duty Cycle: 1:17.746

Medium parameters used:  $\sigma = 0$  S/m,  $\epsilon_r = 1$ ;  $\rho = 0$  kg/m<sup>3</sup>

Phantom section: RF Section

DASY5 Configuration:

- Probe: EF3DV3 - SN4067; ConvF(1, 1, 1) @ 1880 MHz; Calibrated: 2021-01-25
- Sensor-Surface: (Fix Surface)
- Electronics: DAE4 Sn912; Calibrated: 2020-11-24
- Phantom: HAC Test Arch with AMCC
- Measurement SW: DASY52, Version 52.10 (4)

**Device E-Field measurement (E-field scan for ANSI C63.19-2007 & -2011 compliance)/E Scan - ER3D: 15 mm from Probe Center to the Device/Hearing Aid Compatibility Test (101x101x1):**

Interpolated grid: dx=0.5000 mm, dy=0.5000 mm

Device Reference Point: 0, 0, -6.3 mm

Reference Value = 15.13 V/m; Power Drift = 0.04 dB

Applied MIF = 3.26 dB

RF audio interference level = 26.92 dBV/m

**Emission category: M4**

MIF scaled E-field

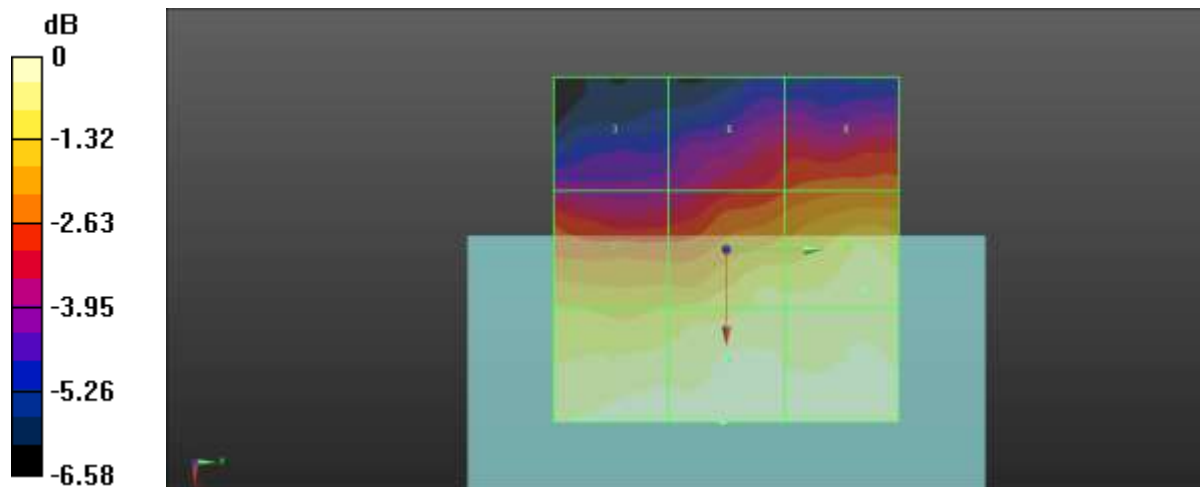
|                          |                          |                          |
|--------------------------|--------------------------|--------------------------|
| Grid 1 M4<br>26.92 dBV/m | Grid 2 M4<br>25.67 dBV/m | Grid 3 M4<br>22.98 dBV/m |
| Grid 4 M4<br>26.92 dBV/m | Grid 5 M4<br>26.16 dBV/m | Grid 6 M4<br>24.29 dBV/m |
| Grid 7 M4<br>26.82 dBV/m | Grid 8 M4<br>26.32 dBV/m | Grid 9 M4<br>24.7 dBV/m  |

**Cursor:**

Total = 26.92 dBV/m

E Category: M4

Location: 25, -0.5, 7.7 mm



0 dB = 22.18 V/m = 26.92 dBV/m

Plot No.15

Date : 2021-02-09

CDMA BC1 1175ch RC1 SO3

Communication System: UID 10295 - AAB, CDMA2000, RC1, SO3, 1/8th Rate 25 fr.; Frequency: 1908.75 MHz; Duty Cycle: 1:17.746

Medium parameters used:  $\sigma = 0$  S/m,  $\epsilon_r = 1$ ;  $\rho = 0$  kg/m<sup>3</sup>

Phantom section: RF Section

DASY5 Configuration:

- Probe: EF3DV3 - SN4067; ConvF(1, 1, 1) @ 1908.75 MHz; Calibrated: 2021-01-25
- Sensor-Surface: (Fix Surface)
- Electronics: DAE4 Sn912; Calibrated: 2020-11-24
- Phantom: HAC Test Arch with AMCC
- Measurement SW: DASY52, Version 52.10 (4)

**Device E-Field measurement (E-field scan for ANSI C63.19-2007 & -2011 compliance)/E Scan - ER3D: 15 mm from Probe Center to the Device/Hearing Aid Compatibility Test (101x101x1):**

Interpolated grid: dx=0.5000 mm, dy=0.5000 mm

Device Reference Point: 0, 0, -6.3 mm

Reference Value = 14.58 V/m; Power Drift = 0.10 dB

Applied MIF = 3.26 dB

RF audio interference level = 26.96 dBV/m

**Emission category: M4**

MIF scaled E-field

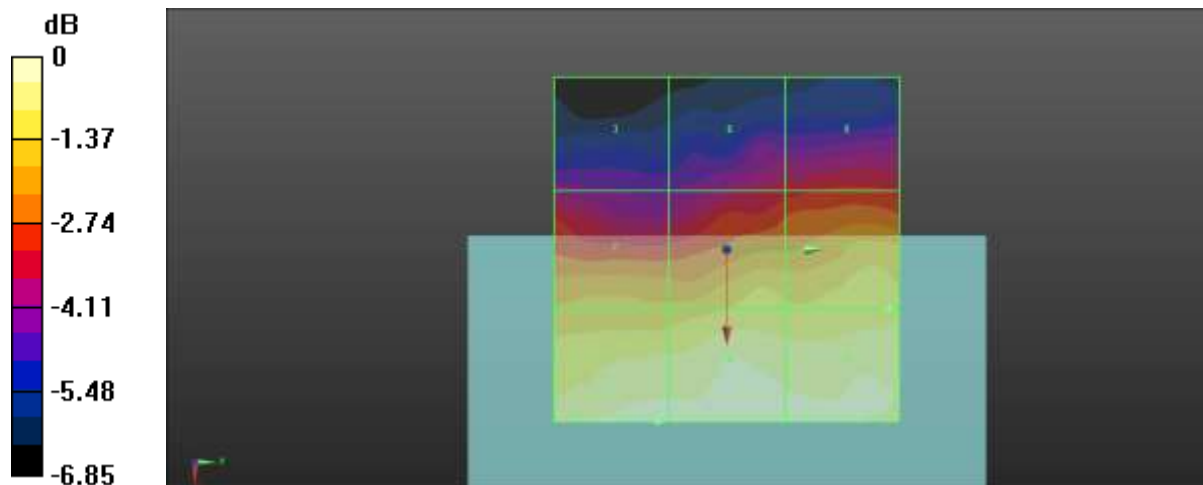
|                          |                          |                          |
|--------------------------|--------------------------|--------------------------|
| Grid 1 M4<br>26.96 dBV/m | Grid 2 M4<br>25.27 dBV/m | Grid 3 M4<br>22.74 dBV/m |
| Grid 4 M4<br>26.93 dBV/m | Grid 5 M4<br>25.75 dBV/m | Grid 6 M4<br>23.55 dBV/m |
| Grid 7 M4<br>26.72 dBV/m | Grid 8 M4<br>25.92 dBV/m | Grid 9 M4<br>23.9 dBV/m  |

**Cursor:**

Total = 26.96 dBV/m

E Category: M4

Location: 25, -10, 7.7 mm



0 dB = 22.28 V/m = 26.96 dBV/m

**Plot No.16**

**Date : 2021-02-09**

LTE Band 38 20MHz 16QAM 1RB 0offset 37850ch

Communication System: UID 10173 - CAG, LTE-TDD (SC-FDMA, 1 RB, 20 MHz, 16-QAM);  
 Frequency: 2580 MHz; Duty Cycle: 1:8.8736  
 Medium parameters used:  $\sigma = 0$  S/m,  $\epsilon_r = 1$ ;  $\rho = 0$  kg/m<sup>3</sup>  
 Phantom section: RF Section

**DASY5 Configuration:**

- Probe: EF3DV3 - SN4067; ConvF(1, 1, 1) @ 2580 MHz; Calibrated: 2021-01-25
- Sensor-Surface: (Fix Surface)
- Electronics: DAE4 Sn912; Calibrated: 2020-11-24
- Phantom: HAC Test Arch with AMCC
- Measurement SW: DASY52, Version 52.10 (4)

**Device E-Field measurement (E-field scan for ANSI C63.19-2007 & -2011 compliance)/E Scan - ER3D: 15 mm from Probe Center to the Device/Hearing Aid Compatibility Test (101x101x1):**

Interpolated grid: dx=0.5000 mm, dy=0.5000 mm  
 Device Reference Point: 0, 0, -6.3 mm  
 Reference Value = 19.03 V/m; Power Drift = -0.12 dB  
 Applied MIF = -1.44 dB  
 RF audio interference level = 24.14 dBV/m

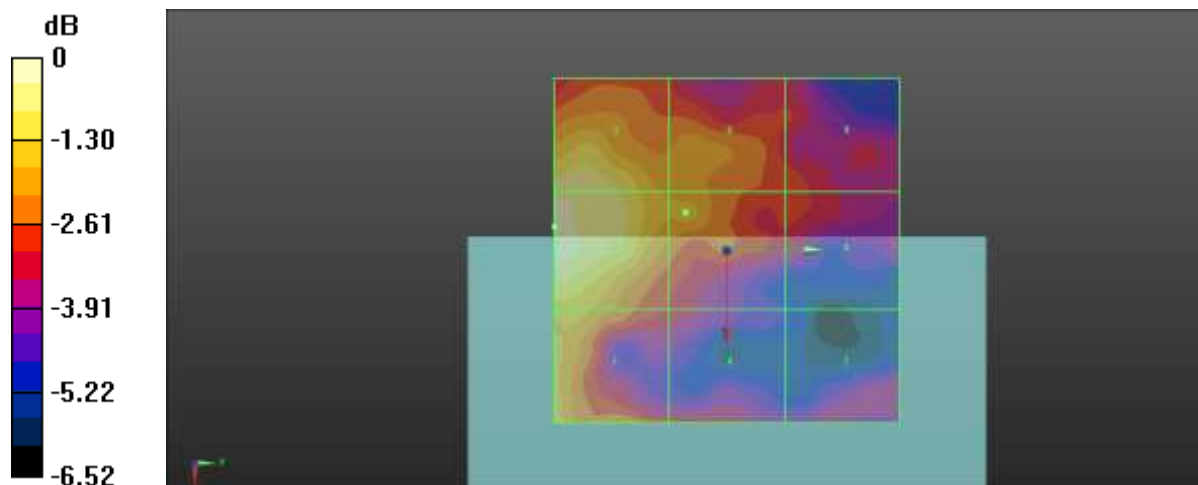
**Emission category: M4**

MIF scaled E-field

|                          |                          |                          |
|--------------------------|--------------------------|--------------------------|
| Grid 1 M4<br>22.76 dBV/m | Grid 2 M4<br>24.14 dBV/m | Grid 3 M4<br>23.62 dBV/m |
| Grid 4 M4<br>21.34 dBV/m | Grid 5 M4<br>22.54 dBV/m | Grid 6 M4<br>22.35 dBV/m |
| Grid 7 M4<br>20.72 dBV/m | Grid 8 M4<br>21.34 dBV/m | Grid 9 M4<br>21.35 dBV/m |

**Cursor:**

Total = 24.14 dBV/m  
 E Category: M4  
 Location: -3.5, -25, 7.7 mm



0 dB = 16.11 V/m = 24.14 dBV/m

Plot No.17

Date : 2021-02-09

LTE Band 38 20MHz 16QAM 1RB 0offset 38000ch

Communication System: UID 10173 - CAG, LTE-TDD (SC-FDMA, 1 RB, 20 MHz, 16-QAM);  
 Frequency: 2595 MHz; Duty Cycle: 1:8.8736  
 Medium parameters used:  $\sigma = 0$  S/m,  $\epsilon_r = 1$ ;  $\rho = 0$  kg/m<sup>3</sup>  
 Phantom section: RF Section

DASY5 Configuration:

- Probe: EF3DV3 - SN4067; ConvF(1, 1, 1) @ 2595 MHz; Calibrated: 2021-01-25
- Sensor-Surface: (Fix Surface)
- Electronics: DAE4 Sn912; Calibrated: 2020-11-24
- Phantom: HAC Test Arch with AMCC
- Measurement SW: DASY52, Version 52.10 (4)

**Device E-Field measurement (E-field scan for ANSI C63.19-2007 & -2011 compliance)/E Scan - ER3D: 15 mm from Probe Center to the Device/Hearing Aid Compatibility Test (101x101x1):**

Interpolated grid: dx=0.5000 mm, dy=0.5000 mm  
 Device Reference Point: 0, 0, -6.3 mm  
 Reference Value = 18.12 V/m; Power Drift = 0.01 dB  
 Applied MIF = -1.44 dB  
 RF audio interference level = 24.92 dBV/m

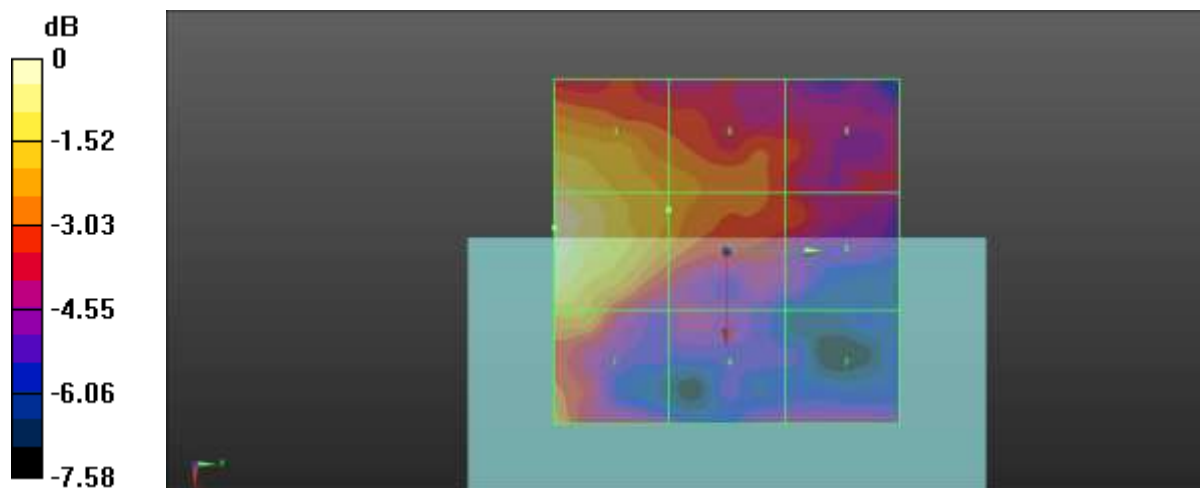
**Emission category: M4**

MIF scaled E-field

|                          |                          |                          |
|--------------------------|--------------------------|--------------------------|
| Grid 1 M4<br>23.19 dBV/m | Grid 2 M4<br>24.92 dBV/m | Grid 3 M4<br>24.27 dBV/m |
| Grid 4 M4<br>20.85 dBV/m | Grid 5 M4<br>22.94 dBV/m | Grid 6 M4<br>22.83 dBV/m |
| Grid 7 M4<br>20.68 dBV/m | Grid 8 M4<br>21.82 dBV/m | Grid 9 M4<br>21.61 dBV/m |

**Cursor:**

Total = 24.92 dBV/m  
 E Category: M4  
 Location: -3.5, -25, 7.7 mm



0 dB = 17.62 V/m = 24.92 dBV/m

Plot No.18

Date : 2021-02-09

LTE Band 38 20MHz 16QAM 1RB 0offset 38150ch

Communication System: UID 10173 - CAG, LTE-TDD (SC-FDMA, 1 RB, 20 MHz, 16-QAM);  
 Frequency: 2610 MHz; Duty Cycle: 1:8.8736  
 Medium parameters used:  $\sigma = 0$  S/m,  $\epsilon_r = 1$ ;  $\rho = 0$  kg/m<sup>3</sup>  
 Phantom section: RF Section

DASY5 Configuration:

- Probe: EF3DV3 - SN4067; ConvF(1, 1, 1) @ 2610 MHz; Calibrated: 2021-01-25
- Sensor-Surface: (Fix Surface)
- Electronics: DAE4 Sn912; Calibrated: 2020-11-24
- Phantom: HAC Test Arch with AMCC
- Measurement SW: DASY52, Version 52.10 (4)

**Device E-Field measurement (E-field scan for ANSI C63.19-2007 & -2011 compliance)/E Scan - ER3D: 15 mm from Probe Center to the Device/Hearing Aid Compatibility Test (101x101x1):**

Interpolated grid: dx=0.5000 mm, dy=0.5000 mm  
 Device Reference Point: 0, 0, -6.3 mm  
 Reference Value = 17.51 V/m; Power Drift = -0.19 dB  
 Applied MIF = -1.44 dB  
 RF audio interference level = 24.51 dBV/m

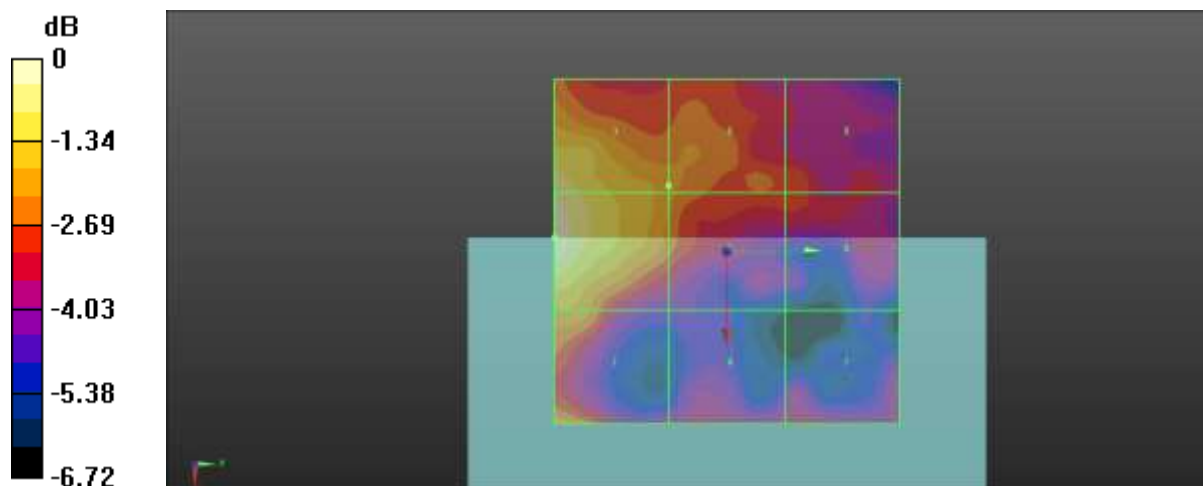
**Emission category: M4**

MIF scaled E-field

|                          |                          |                          |
|--------------------------|--------------------------|--------------------------|
| Grid 1 M4<br>22.83 dBV/m | Grid 2 M4<br>24.51 dBV/m | Grid 3 M4<br>24.04 dBV/m |
| Grid 4 M4<br>21.13 dBV/m | Grid 5 M4<br>22.47 dBV/m | Grid 6 M4<br>22.5 dBV/m  |
| Grid 7 M4<br>21.15 dBV/m | Grid 8 M4<br>21.77 dBV/m | Grid 9 M4<br>21.83 dBV/m |

**Cursor:**

Total = 24.51 dBV/m  
 E Category: M4  
 Location: -2, -25, 7.7 mm



0 dB = 16.81 V/m = 24.51 dBV/m

Plot No.19

Date : 2021-02-09

LTE Band 41 20MHz 16QAM 1RB 0offset 39750ch

Communication System: UID 10173 - CAG, LTE-TDD (SC-FDMA, 1 RB, 20 MHz, 16-QAM);  
 Frequency: 2506 MHz; Duty Cycle: 1:8.8736  
 Medium parameters used:  $\sigma = 0$  S/m,  $\epsilon_r = 1$ ;  $\rho = 0$  kg/m<sup>3</sup>  
 Phantom section: RF Section

DASY5 Configuration:

- Probe: EF3DV3 - SN4067; ConvF(1, 1, 1) @ 2506 MHz; Calibrated: 2021-01-25
- Sensor-Surface: (Fix Surface)
- Electronics: DAE4 Sn912; Calibrated: 2020-11-24
- Phantom: HAC Test Arch with AMCC
- Measurement SW: DASY52, Version 52.10 (4)

**Device E-Field measurement (E-field scan for ANSI C63.19-2007 & -2011 compliance)/E Scan - ER3D: 15 mm from Probe Center to the Device/Hearing Aid Compatibility Test (101x101x1):**

Interpolated grid: dx=0.5000 mm, dy=0.5000 mm  
 Device Reference Point: 0, 0, -6.3 mm  
 Reference Value = 19.76 V/m; Power Drift = -0.12 dB  
 Applied MIF = -1.44 dB  
 RF audio interference level = 24.61 dBV/m

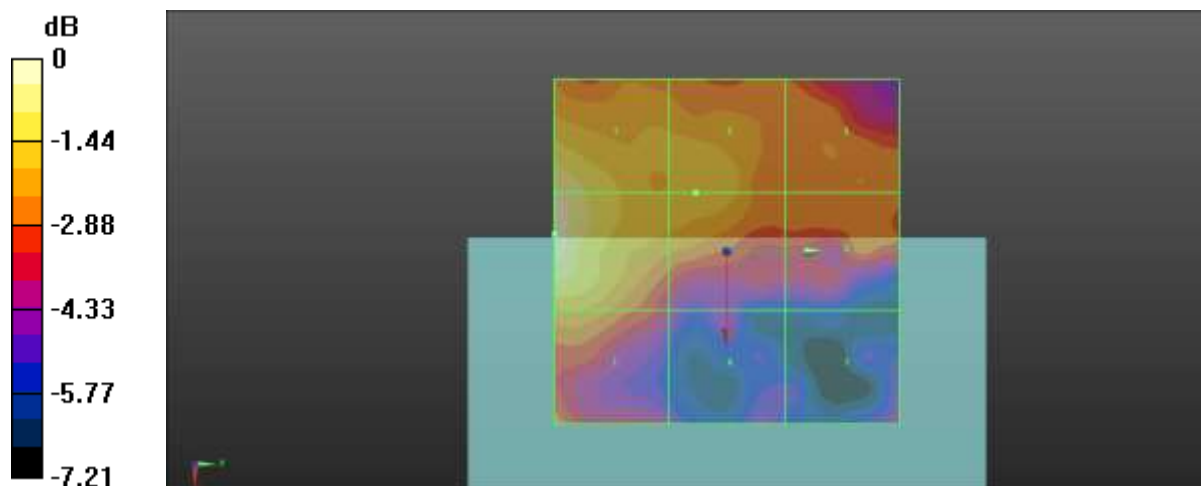
**Emission category: M4**

MIF scaled E-field

|                          |                          |                          |
|--------------------------|--------------------------|--------------------------|
| Grid 1 M4<br>22.75 dBV/m | Grid 2 M4<br>24.61 dBV/m | Grid 3 M4<br>24.23 dBV/m |
| Grid 4 M4<br>20.61 dBV/m | Grid 5 M4<br>23.05 dBV/m | Grid 6 M4<br>23.1 dBV/m  |
| Grid 7 M4<br>20.45 dBV/m | Grid 8 M4<br>22.18 dBV/m | Grid 9 M4<br>22.26 dBV/m |

**Cursor:**

Total = 24.61 dBV/m  
 E Category: M4  
 Location: -2.5, -25, 7.7 mm



0 dB = 17.01 V/m = 24.61 dBV/m

Plot No.20

Date : 2021-02-09

LTE Band 41 20MHz 16QAM 1RB 0offset 40185ch

Communication System: UID 10173 - CAG, LTE-TDD (SC-FDMA, 1 RB, 20 MHz, 16-QAM);  
 Frequency: 2549.5 MHz; Duty Cycle: 1:8.8736  
 Medium parameters used:  $\sigma = 0$  S/m,  $\epsilon_r = 1$ ;  $\rho = 0$  kg/m<sup>3</sup>  
 Phantom section: RF Section

DASY5 Configuration:

- Probe: EF3DV3 - SN4067; ConvF(1, 1, 1) @ 2549.5 MHz; Calibrated: 2021-01-25
- Sensor-Surface: (Fix Surface)
- Electronics: DAE4 Sn912; Calibrated: 2020-11-24
- Phantom: HAC Test Arch with AMCC
- Measurement SW: DASY52, Version 52.10 (4)

**Device E-Field measurement (E-field scan for ANSI C63.19-2007 & -2011 compliance)/E Scan - ER3D: 15 mm from Probe Center to the Device/Hearing Aid Compatibility Test (101x101x1):**

Interpolated grid: dx=0.5000 mm, dy=0.5000 mm  
 Device Reference Point: 0, 0, -6.3 mm  
 Reference Value = 16.65 V/m; Power Drift = 0.12 dB  
 Applied MIF = -1.44 dB  
 RF audio interference level = 24.76 dBV/m

**Emission category: M4**

MIF scaled E-field

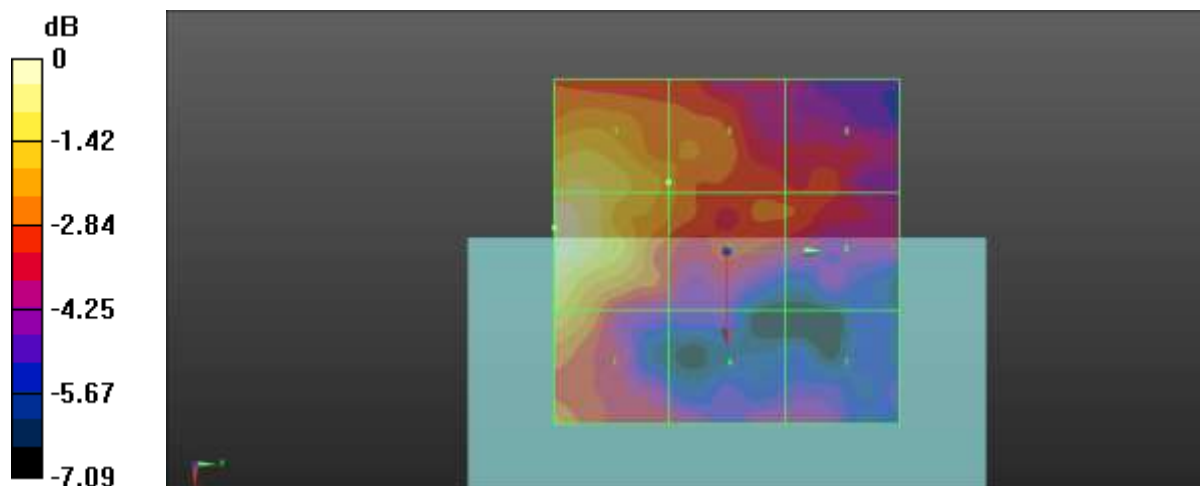
|                          |                          |                          |
|--------------------------|--------------------------|--------------------------|
| Grid 1 M4<br>23.44 dBV/m | Grid 2 M4<br>24.76 dBV/m | Grid 3 M4<br>24.05 dBV/m |
| Grid 4 M4<br>21.31 dBV/m | Grid 5 M4<br>22.65 dBV/m | Grid 6 M4<br>22.69 dBV/m |
| Grid 7 M4<br>20.82 dBV/m | Grid 8 M4<br>21.98 dBV/m | Grid 9 M4<br>21.73 dBV/m |

**Cursor:**

Total = 24.76 dBV/m

E Category: M4

Location: -3.5, -25, 7.7 mm



0 dB = 17.30 V/m = 24.76 dBV/m

Plot No.21

Date : 2021-02-09

LTE Band 41 20MHz 16QAM 1RB 0offset 40620ch

Communication System: UID 10173 - CAG, LTE-TDD (SC-FDMA, 1 RB, 20 MHz, 16-QAM);  
 Frequency: 2593 MHz; Duty Cycle: 1:8.8736  
 Medium parameters used:  $\sigma = 0$  S/m,  $\epsilon_r = 1$ ;  $\rho = 0$  kg/m<sup>3</sup>  
 Phantom section: RF Section

DASY5 Configuration:

- Probe: EF3DV3 - SN4067; ConvF(1, 1, 1) @ 2593 MHz; Calibrated: 2021-01-25
- Sensor-Surface: (Fix Surface)
- Electronics: DAE4 Sn912; Calibrated: 2020-11-24
- Phantom: HAC Test Arch with AMCC
- Measurement SW: DASY52, Version 52.10 (4)

**Device E-Field measurement (E-field scan for ANSI C63.19-2007 & -2011 compliance)/E Scan - ER3D: 15 mm from Probe Center to the Device/Hearing Aid Compatibility Test (101x101x1):**

Interpolated grid: dx=0.5000 mm, dy=0.5000 mm  
 Device Reference Point: 0, 0, -6.3 mm  
 Reference Value = 16.37 V/m; Power Drift = 0.19 dB  
 Applied MIF = -1.44 dB  
 RF audio interference level = 24.14 dBV/m

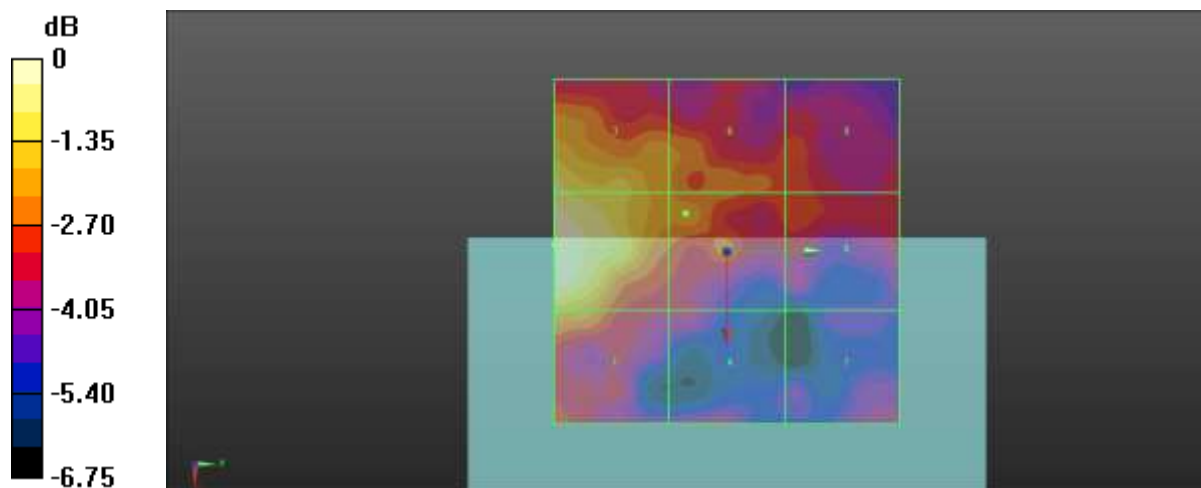
**Emission category: M4**

MIF scaled E-field

|                          |                          |                          |
|--------------------------|--------------------------|--------------------------|
| Grid 1 M4<br>22.58 dBV/m | Grid 2 M4<br>24.14 dBV/m | Grid 3 M4<br>23.52 dBV/m |
| Grid 4 M4<br>20.96 dBV/m | Grid 5 M4<br>22.14 dBV/m | Grid 6 M4<br>22.08 dBV/m |
| Grid 7 M4<br>20.35 dBV/m | Grid 8 M4<br>21.34 dBV/m | Grid 9 M4<br>21.31 dBV/m |

**Cursor:**

Total = 24.14 dBV/m  
 E Category: M4  
 Location: -1, -25, 7.7 mm



0 dB = 16.10 V/m = 24.14 dBV/m



Plot No.22

Date : 2021-02-09

LTE Band 41 20MHz 16QAM 1RB 0offset 41055ch

Communication System: UID 10173 - CAG, LTE-TDD (SC-FDMA, 1 RB, 20 MHz, 16-QAM);  
 Frequency: 2636.5 MHz; Duty Cycle: 1:8.8736  
 Medium parameters used:  $\sigma = 0$  S/m,  $\epsilon_r = 1$ ;  $\rho = 0$  kg/m<sup>3</sup>  
 Phantom section: RF Section

DASY5 Configuration:

- Probe: EF3DV3 - SN4067; ConvF(1, 1, 1) @ 2636.5 MHz; Calibrated: 2021-01-25
- Sensor-Surface: (Fix Surface)
- Electronics: DAE4 Sn912; Calibrated: 2020-11-24
- Phantom: HAC Test Arch with AMCC
- Measurement SW: DASY52, Version 52.10 (4)

**Device E-Field measurement (E-field scan for ANSI C63.19-2007 & -2011 compliance)/E Scan - ER3D: 15 mm from Probe Center to the Device/Hearing Aid Compatibility Test (101x101x1):**

Interpolated grid: dx=0.5000 mm, dy=0.5000 mm  
 Device Reference Point: 0, 0, -6.3 mm  
 Reference Value = 15.44 V/m; Power Drift = -0.18 dB  
 Applied MIF = -1.44 dB  
 RF audio interference level = 23.80 dBV/m

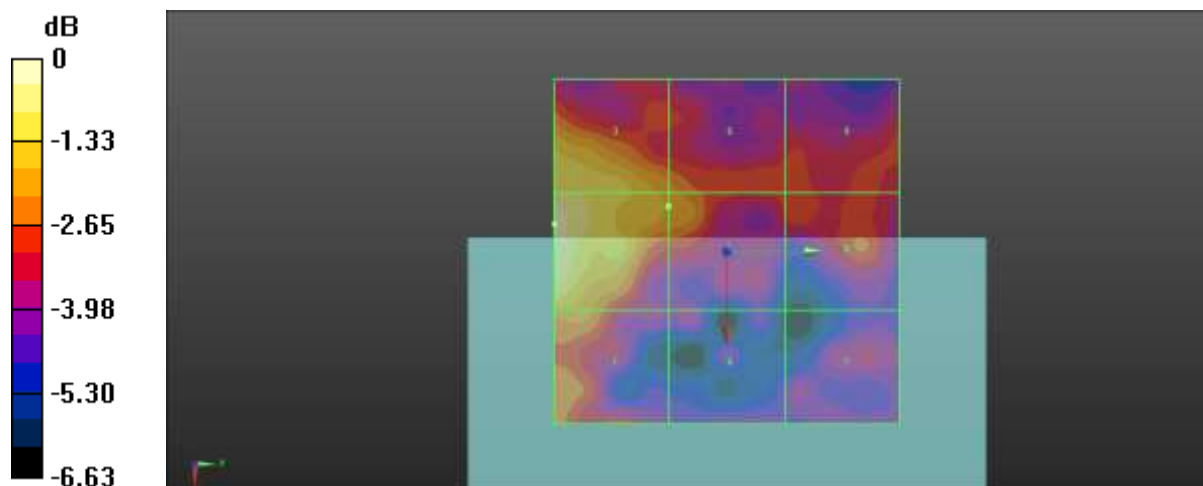
**Emission category: M4**

MIF scaled E-field

|                          |                          |                          |
|--------------------------|--------------------------|--------------------------|
| Grid 1 M4<br>21.92 dBV/m | Grid 2 M4<br>23.8 dBV/m  | Grid 3 M4<br>22.95 dBV/m |
| Grid 4 M4<br>20.24 dBV/m | Grid 5 M4<br>22.02 dBV/m | Grid 6 M4<br>21.85 dBV/m |
| Grid 7 M4<br>20.36 dBV/m | Grid 8 M4<br>21.27 dBV/m | Grid 9 M4<br>20.89 dBV/m |

**Cursor:**

Total = 23.80 dBV/m  
 E Category: M4  
 Location: -4, -25, 7.7 mm



0 dB = 15.49 V/m = 23.80 dBV/m

Plot No.23

Date : 2021-02-09

LTE Band 41 20MHz 16QAM 1RB 0offset 41490ch

Communication System: UID 10173 - CAG, LTE-TDD (SC-FDMA, 1 RB, 20 MHz, 16-QAM);  
 Frequency: 2680 MHz; Duty Cycle: 1:8.8736  
 Medium parameters used:  $\sigma = 0$  S/m,  $\epsilon_r = 1$ ;  $\rho = 0$  kg/m<sup>3</sup>  
 Phantom section: RF Section

DASY5 Configuration:

- Probe: EF3DV3 - SN4067; ConvF(1, 1, 1) @ 2680 MHz; Calibrated: 2021-01-25
- Sensor-Surface: (Fix Surface)
- Electronics: DAE4 Sn912; Calibrated: 2020-11-24
- Phantom: HAC Test Arch with AMCC
- Measurement SW: DASY52, Version 52.10 (4)

**Device E-Field measurement (E-field scan for ANSI C63.19-2007 & -2011 compliance)/E Scan - ER3D: 15 mm from Probe Center to the Device/Hearing Aid Compatibility Test (101x101x1):**

Interpolated grid: dx=0.5000 mm, dy=0.5000 mm  
 Device Reference Point: 0, 0, -6.3 mm  
 Reference Value = 16.91 V/m; Power Drift = 0.01 dB  
 Applied MIF = -1.44 dB  
 RF audio interference level = 23.89 dBV/m

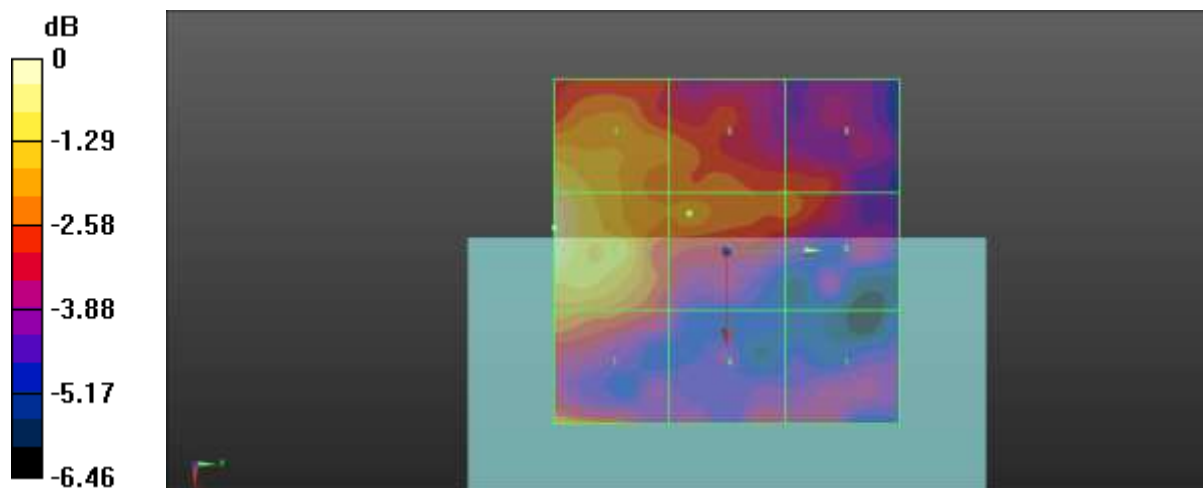
**Emission category: M4**

MIF scaled E-field

|                          |                          |                          |
|--------------------------|--------------------------|--------------------------|
| Grid 1 M4<br>22.21 dBV/m | Grid 2 M4<br>23.89 dBV/m | Grid 3 M4<br>23.39 dBV/m |
| Grid 4 M4<br>20.83 dBV/m | Grid 5 M4<br>22.04 dBV/m | Grid 6 M4<br>21.8 dBV/m  |
| Grid 7 M4<br>20.5 dBV/m  | Grid 8 M4<br>21.5 dBV/m  | Grid 9 M4<br>21.37 dBV/m |

**Cursor:**

Total = 23.89 dBV/m  
 E Category: M4  
 Location: -3.5, -25, 7.7 mm



0 dB = 15.66 V/m = 23.90 dBV/m

Plot No.24

Date : 2021-02-09

LTE Band 41 20MHz 16QAM 1RB 0offset 39750ch PC2

Communication System: UID 10173 - CAG, LTE-TDD (SC-FDMA, 1 RB, 20 MHz, 16-QAM);  
 Frequency: 2506 MHz; Duty Cycle: 1:8.8736  
 Medium parameters used:  $\sigma = 0$  S/m,  $\epsilon_r = 1$ ;  $\rho = 0$  kg/m<sup>3</sup>  
 Phantom section: RF Section

DASY5 Configuration:

- Probe: EF3DV3 - SN4067; ConvF(1, 1, 1) @ 2506 MHz; Calibrated: 2021-01-25
- Sensor-Surface: (Fix Surface)
- Electronics: DAE4 Sn912; Calibrated: 2020-11-24
- Phantom: HAC Test Arch with AMCC
- Measurement SW: DASY52, Version 52.10 (4)

**Device E-Field measurement (E-field scan for ANSI C63.19-2007 & -2011 compliance)/E Scan - ER3D: 15 mm from Probe Center to the Device/Hearing Aid Compatibility Test (101x101x1):**

Interpolated grid: dx=0.5000 mm, dy=0.5000 mm  
 Device Reference Point: 0, 0, -6.3 mm  
 Reference Value = 17.21 V/m; Power Drift = 0.11 dB  
 Applied MIF = -1.44 dB  
 RF audio interference level = 25.21 dBV/m

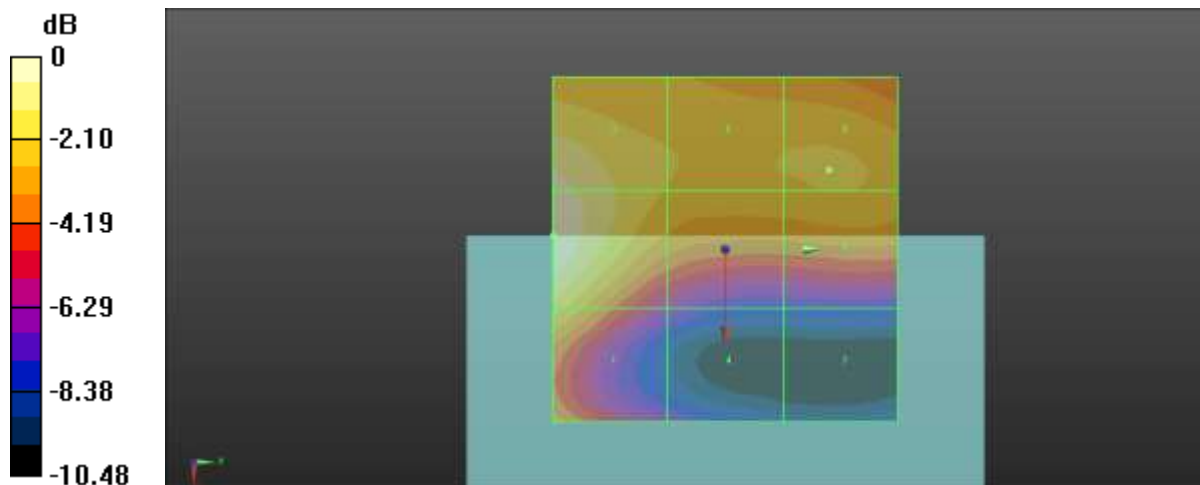
**Emission category: M4**

MIF scaled E-field

|                          |                          |                          |
|--------------------------|--------------------------|--------------------------|
| Grid 1 M4<br>23.5 dBV/m  | Grid 2 M4<br>25.21 dBV/m | Grid 3 M4<br>24.87 dBV/m |
| Grid 4 M4<br>18.92 dBV/m | Grid 5 M4<br>23.08 dBV/m | Grid 6 M4<br>23.18 dBV/m |
| Grid 7 M4<br>17.59 dBV/m | Grid 8 M4<br>23.13 dBV/m | Grid 9 M4<br>23.25 dBV/m |

**Cursor:**

Total = 25.21 dBV/m  
 E Category: M4  
 Location: -2, -25, 7.7 mm



0 dB = 18.21 V/m = 25.21 dBV/m

Plot No.25

Date : 2021-02-09

LTE Band 41 20MHz 16QAM 1RB 0offset 40185ch PC2

Communication System: UID 10173 - CAG, LTE-TDD (SC-FDMA, 1 RB, 20 MHz, 16-QAM);  
 Frequency: 2549.5 MHz; Duty Cycle: 1:8.8736  
 Medium parameters used:  $\sigma = 0$  S/m,  $\epsilon_r = 1$ ;  $\rho = 0$  kg/m<sup>3</sup>  
 Phantom section: RF Section

DASY5 Configuration:

- Probe: EF3DV3 - SN4067; ConvF(1, 1, 1) @ 2549.5 MHz; Calibrated: 2021-01-25
- Sensor-Surface: (Fix Surface)
- Electronics: DAE4 Sn912; Calibrated: 2020-11-24
- Phantom: HAC Test Arch with AMCC
- Measurement SW: DASY52, Version 52.10 (4)

**Device E-Field measurement (E-field scan for ANSI C63.19-2007 & -2011 compliance)/E Scan - ER3D: 15 mm from Probe Center to the Device/Hearing Aid Compatibility Test (101x101x1):**

Interpolated grid: dx=0.5000 mm, dy=0.5000 mm  
 Device Reference Point: 0, 0, -6.3 mm  
 Reference Value = 15.69 V/m; Power Drift = -0.03 dB  
 Applied MIF = -1.44 dB  
 RF audio interference level = 25.25 dBV/m

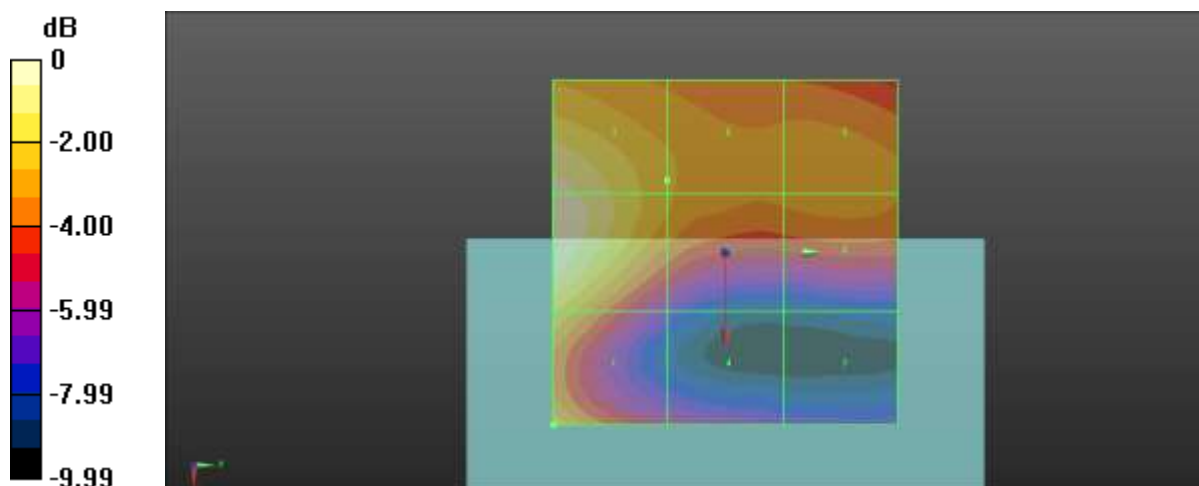
**Emission category: M4**

MIF scaled E-field

|                          |                          |                          |
|--------------------------|--------------------------|--------------------------|
| Grid 1 M4<br>23.33 dBV/m | Grid 2 M4<br>25.25 dBV/m | Grid 3 M4<br>24.94 dBV/m |
| Grid 4 M4<br>19.92 dBV/m | Grid 5 M4<br>22.75 dBV/m | Grid 6 M4<br>22.77 dBV/m |
| Grid 7 M4<br>18.65 dBV/m | Grid 8 M4<br>22.32 dBV/m | Grid 9 M4<br>22.39 dBV/m |

**Cursor:**

Total = 23.18 dBV/m  
 E Category: M4  
 Location: 25, -25, 7.7 mm



0 dB = 18.31 V/m = 25.25 dBV/m

Plot No.26

Date : 2021-02-09

LTE Band 41 20MHz 16QAM 1RB 0offset 40620ch PC2

Communication System: UID 10173 - CAG, LTE-TDD (SC-FDMA, 1 RB, 20 MHz, 16-QAM);  
 Frequency: 2593 MHz; Duty Cycle: 1:8.8736  
 Medium parameters used:  $\sigma = 0$  S/m,  $\epsilon_r = 1$ ;  $\rho = 0$  kg/m<sup>3</sup>  
 Phantom section: RF Section

DASY5 Configuration:

- Probe: EF3DV3 - SN4067; ConvF(1, 1, 1) @ 2593 MHz; Calibrated: 2021-01-25
- Sensor-Surface: (Fix Surface)
- Electronics: DAE4 Sn912; Calibrated: 2020-11-24
- Phantom: HAC Test Arch with AMCC
- Measurement SW: DASY52, Version 52.10 (4)

**Device E-Field measurement (E-field scan for ANSI C63.19-2007 & -2011 compliance)/E Scan - ER3D: 15 mm from Probe Center to the Device/Hearing Aid Compatibility Test (101x101x1):**

Interpolated grid: dx=0.5000 mm, dy=0.5000 mm  
 Device Reference Point: 0, 0, -6.3 mm  
 Reference Value = 13.80 V/m; Power Drift = 0.14 dB  
 Applied MIF = -1.44 dB  
 RF audio interference level = 25.12 dBV/m

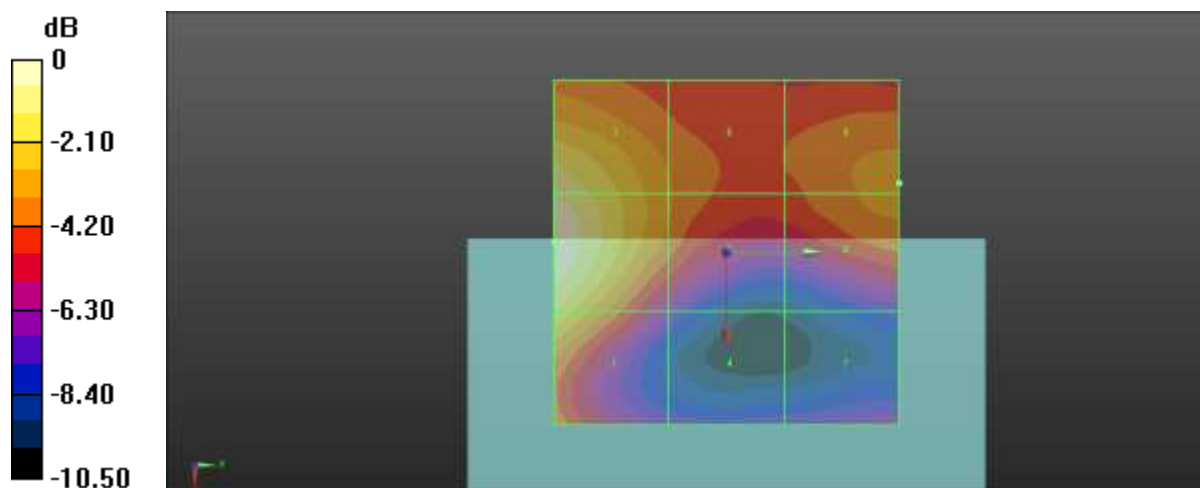
**Emission category: M4**

MIF scaled E-field

|                          |                          |                          |
|--------------------------|--------------------------|--------------------------|
| Grid 1 M4<br>23.7 dBV/m  | Grid 2 M4<br>25.12 dBV/m | Grid 3 M4<br>24.5 dBV/m  |
| Grid 4 M4<br>18.6 dBV/m  | Grid 5 M4<br>21.76 dBV/m | Grid 6 M4<br>21.74 dBV/m |
| Grid 7 M4<br>18.88 dBV/m | Grid 8 M4<br>21.88 dBV/m | Grid 9 M4<br>21.9 dBV/m  |

**Cursor:**

Total = 25.12 dBV/m  
 E Category: M4  
 Location: -1.5, -25, 7.7 mm



0 dB = 18.04 V/m = 25.12 dBV/m

Plot No.27

Date : 2021-02-09

LTE Band 41 20MHz 16QAM 1RB 0offset 41055ch PC2

Communication System: UID 10173 - CAG, LTE-TDD (SC-FDMA, 1 RB, 20 MHz, 16-QAM);  
 Frequency: 2636.5 MHz; Duty Cycle: 1:8.8736  
 Medium parameters used:  $\sigma = 0$  S/m,  $\epsilon_r = 1$ ;  $\rho = 0$  kg/m<sup>3</sup>  
 Phantom section: RF Section

DASY5 Configuration:

- Probe: EF3DV3 - SN4067; ConvF(1, 1, 1) @ 2636.5 MHz; Calibrated: 2021-01-25
- Sensor-Surface: (Fix Surface)
- Electronics: DAE4 Sn912; Calibrated: 2020-11-24
- Phantom: HAC Test Arch with AMCC
- Measurement SW: DASY52, Version 52.10 (4)

**Device E-Field measurement (E-field scan for ANSI C63.19-2007 & -2011 compliance)/E Scan - ER3D: 15 mm from Probe Center to the Device/Hearing Aid Compatibility Test (101x101x1):**

Interpolated grid: dx=0.5000 mm, dy=0.5000 mm  
 Device Reference Point: 0, 0, -6.3 mm  
 Reference Value = 13.04 V/m; Power Drift = 0.11 dB  
 Applied MIF = -1.44 dB  
 RF audio interference level = 24.80 dBV/m

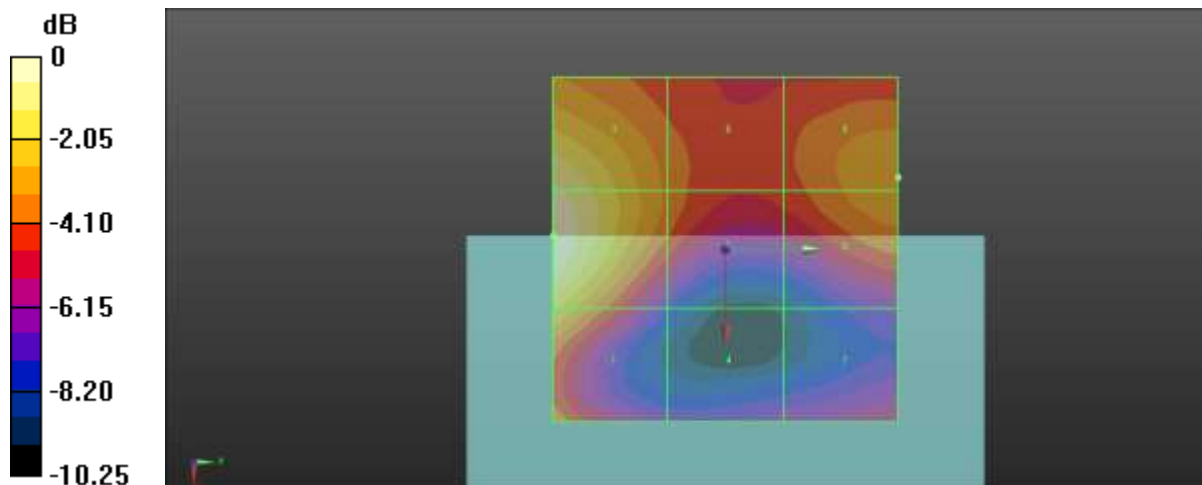
**Emission category: M4**

MIF scaled E-field

|                          |                          |                          |
|--------------------------|--------------------------|--------------------------|
| Grid 1 M4<br>22.95 dBV/m | Grid 2 M4<br>24.8 dBV/m  | Grid 3 M4<br>24.29 dBV/m |
| Grid 4 M4<br>18.44 dBV/m | Grid 5 M4<br>21.28 dBV/m | Grid 6 M4<br>21.26 dBV/m |
| Grid 7 M4<br>19.55 dBV/m | Grid 8 M4<br>21.87 dBV/m | Grid 9 M4<br>21.91 dBV/m |

**Cursor:**

Total = 24.80 dBV/m  
 E Category: M4  
 Location: -2, -25, 7.7 mm



0 dB = 17.37 V/m = 24.80 dBV/m

Plot No.28

Date : 2021-02-09

LTE Band 41 20MHz 16QAM 1RB 0offset 41490ch PC2

Communication System: UID 10173 - CAG, LTE-TDD (SC-FDMA, 1 RB, 20 MHz, 16-QAM);  
 Frequency: 2680 MHz; Duty Cycle: 1:8.8736  
 Medium parameters used:  $\sigma = 0$  S/m,  $\epsilon_r = 1$ ;  $\rho = 0$  kg/m<sup>3</sup>  
 Phantom section: RF Section

DASY5 Configuration:

- Probe: EF3DV3 - SN4067; ConvF(1, 1, 1) @ 2680 MHz; Calibrated: 2021-01-25
- Sensor-Surface: (Fix Surface)
- Electronics: DAE4 Sn912; Calibrated: 2020-11-24
- Phantom: HAC Test Arch with AMCC
- Measurement SW: DASY52, Version 52.10 (4)

**Device E-Field measurement (E-field scan for ANSI C63.19-2007 & -2011 compliance)/E Scan - ER3D: 15 mm from Probe Center to the Device/Hearing Aid Compatibility Test (101x101x1):**

Interpolated grid: dx=0.5000 mm, dy=0.5000 mm  
 Device Reference Point: 0, 0, -6.3 mm  
 Reference Value = 12.33 V/m; Power Drift = -0.06 dB  
 Applied MIF = -1.44 dB  
 RF audio interference level = 24.67 dBV/m

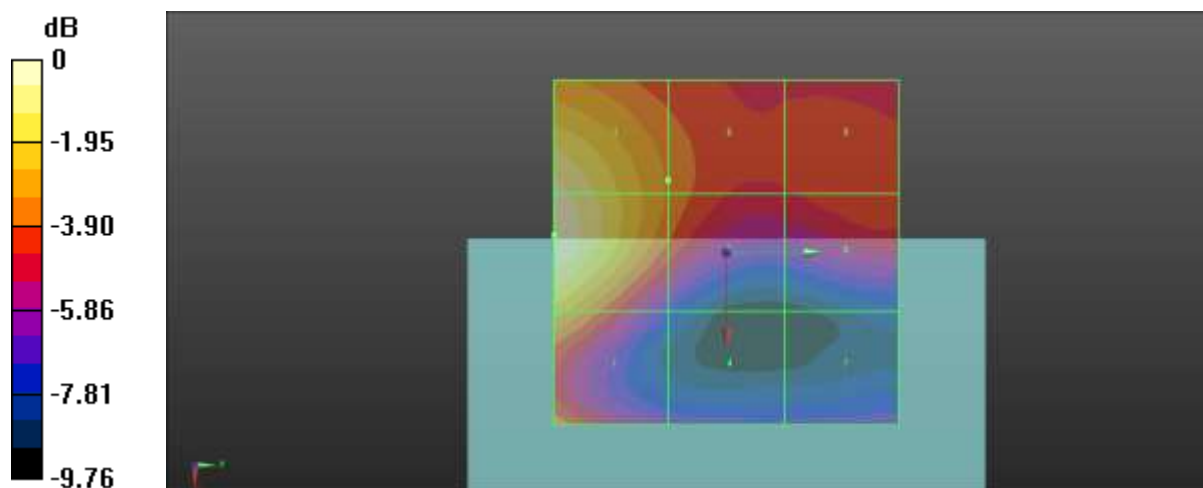
**Emission category: M4**

MIF scaled E-field

|                          |                          |                          |
|--------------------------|--------------------------|--------------------------|
| Grid 1 M4<br>22.45 dBV/m | Grid 2 M4<br>24.67 dBV/m | Grid 3 M4<br>24.31 dBV/m |
| Grid 4 M4<br>18.44 dBV/m | Grid 5 M4<br>21.35 dBV/m | Grid 6 M4<br>21.36 dBV/m |
| Grid 7 M4<br>18.15 dBV/m | Grid 8 M4<br>20.58 dBV/m | Grid 9 M4<br>20.65 dBV/m |

**Cursor:**

Total = 24.67 dBV/m  
 E Category: M4  
 Location: -2.5, -25, 7.7 mm



0 dB = 17.13 V/m = 24.68 dBV/m

Plot No.29

Date : 2021-02-09

LTE Band 48 20MHz 16QAM 1RB 0offset 55340ch

Communication System: UID 10173 - CAG, LTE-TDD (SC-FDMA, 1 RB, 20 MHz, 16-QAM);  
 Frequency: 3560 MHz; Duty Cycle: 1:8.8736  
 Medium parameters used:  $\sigma = 0$  S/m,  $\epsilon_r = 1$ ;  $\rho = 0$  kg/m<sup>3</sup>  
 Phantom section: RF Section

DASY5 Configuration:

- Probe: EF3DV3 - SN4067; ConvF(1, 1, 1) @ 3560 MHz; Calibrated: 2021-01-25
- Sensor-Surface: (Fix Surface)
- Electronics: DAE4 Sn912; Calibrated: 2020-11-24
- Phantom: HAC Test Arch with AMCC
- Measurement SW: DASY52, Version 52.10 (4)

**Device E-Field measurement (E-field scan for ANSI C63.19-2007 & -2011 compliance)/E Scan - ER3D: 15 mm from Probe Center to the Device/Hearing Aid Compatibility Test (101x101x1):**

Interpolated grid: dx=0.5000 mm, dy=0.5000 mm  
 Device Reference Point: 0, 0, -6.3 mm  
 Reference Value = 30.66 V/m; Power Drift = -0.05 dB  
 Applied MIF = -1.44 dB  
 RF audio interference level = 25.75 dBV/m

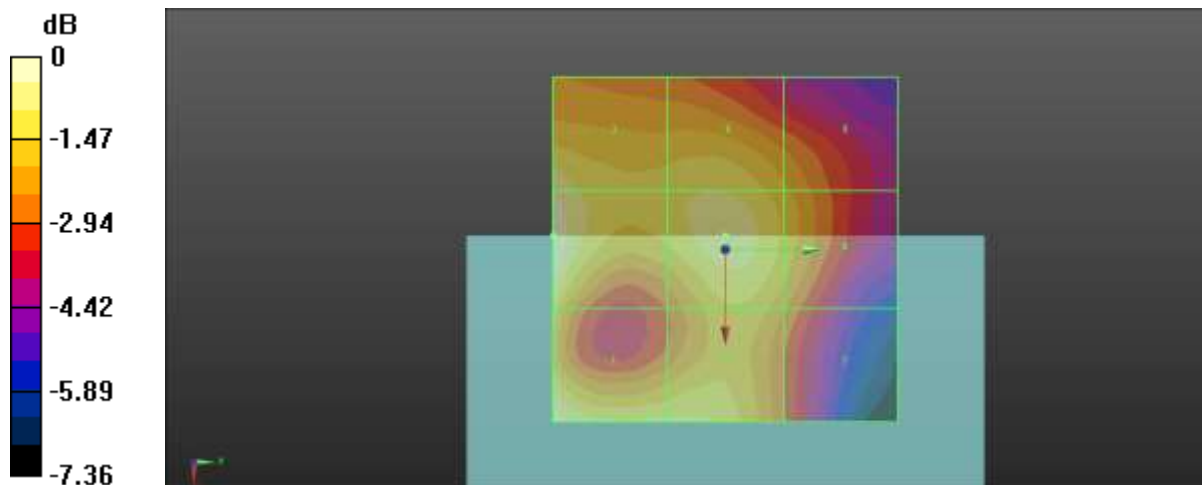
**Emission category: M4**

MIF scaled E-field

|                          |                          |                          |
|--------------------------|--------------------------|--------------------------|
| Grid 1 M4<br>25.72 dBV/m | Grid 2 M4<br>25.75 dBV/m | Grid 3 M4<br>25.25 dBV/m |
| Grid 4 M4<br>24.95 dBV/m | Grid 5 M4<br>25.07 dBV/m | Grid 6 M4<br>24.79 dBV/m |
| Grid 7 M4<br>23.36 dBV/m | Grid 8 M4<br>24.2 dBV/m  | Grid 9 M4<br>23.92 dBV/m |

**Cursor:**

Total = 25.75 dBV/m  
 E Category: M4  
 Location: -2, -25, 7.7 mm



0 dB = 19.39 V/m = 25.75 dBV/m



Plot No.30

Date : 2021-02-09

LTE Band 48 20MHz 16QAM 1RB 0offset 55773ch

Communication System: UID 10173 - CAG, LTE-TDD (SC-FDMA, 1 RB, 20 MHz, 16-QAM);  
 Frequency: 3603.3 MHz; Duty Cycle: 1:8.8736  
 Medium parameters used:  $\sigma = 0$  S/m,  $\epsilon_r = 1$ ;  $\rho = 0$  kg/m<sup>3</sup>  
 Phantom section: RF Section

DASY5 Configuration:

- Probe: EF3DV3 - SN4067; ConvF(1, 1, 1) @ 3603.3 MHz; Calibrated: 2021-01-25
- Sensor-Surface: (Fix Surface)
- Electronics: DAE4 Sn912; Calibrated: 2020-11-24
- Phantom: HAC Test Arch with AMCC
- Measurement SW: DASY52, Version 52.10 (4)

**Device E-Field measurement (E-field scan for ANSI C63.19-2007 & -2011 compliance)/E Scan - ER3D: 15 mm from Probe Center to the Device/Hearing Aid Compatibility Test (101x101x1):**

Interpolated grid: dx=0.5000 mm, dy=0.5000 mm  
 Device Reference Point: 0, 0, -6.3 mm  
 Reference Value = 28.79 V/m; Power Drift = -0.03 dB  
 Applied MIF = -1.44 dB  
 RF audio interference level = 25.81 dBV/m

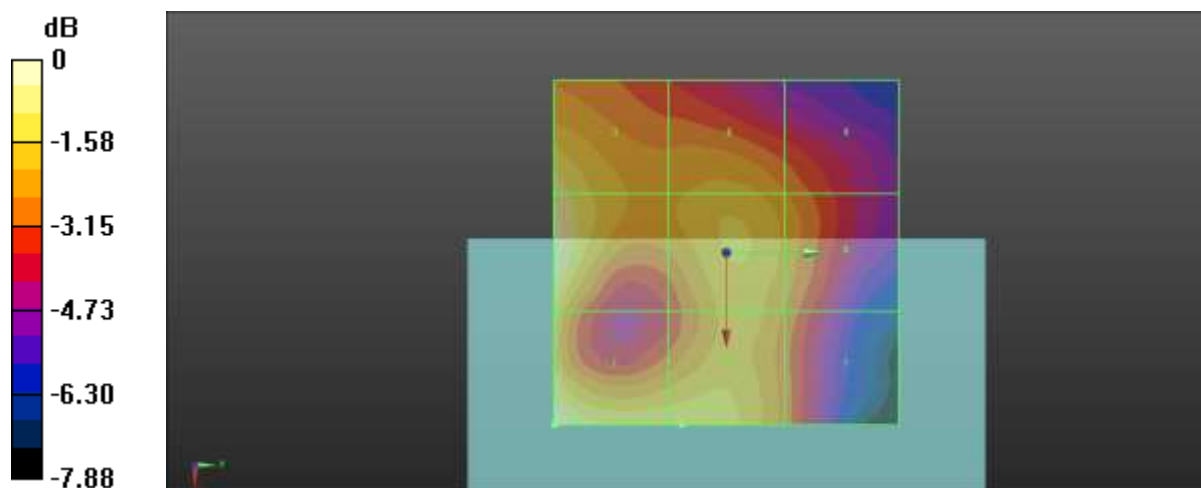
**Emission category: M4**

MIF scaled E-field

|                          |                          |                          |
|--------------------------|--------------------------|--------------------------|
| Grid 1 M4<br>25.81 dBV/m | Grid 2 M4<br>25.66 dBV/m | Grid 3 M4<br>25.18 dBV/m |
| Grid 4 M4<br>24.76 dBV/m | Grid 5 M4<br>24.32 dBV/m | Grid 6 M4<br>23.93 dBV/m |
| Grid 7 M4<br>23.14 dBV/m | Grid 8 M4<br>23.61 dBV/m | Grid 9 M4<br>23.23 dBV/m |

**Cursor:**

Total = 25.81 dBV/m  
 E Category: M4  
 Location: 25, -25, 7.7 mm



0 dB = 19.53 V/m = 25.81 dBV/m

Plot No.31

Date : 2021-02-09

LTE Band 48 20MHz 16QAM 1RB 0offset 56207ch

Communication System: UID 10173 - CAG, LTE-TDD (SC-FDMA, 1 RB, 20 MHz, 16-QAM);  
 Frequency: 3646.7 MHz; Duty Cycle: 1:8.8736  
 Medium parameters used:  $\sigma = 0$  S/m,  $\epsilon_r = 1$ ;  $\rho = 0$  kg/m<sup>3</sup>  
 Phantom section: RF Section

DASY5 Configuration:

- Probe: EF3DV3 - SN4067; ConvF(1, 1, 1) @ 3646.7 MHz; Calibrated: 2021-01-25
- Sensor-Surface: (Fix Surface)
- Electronics: DAE4 Sn912; Calibrated: 2020-11-24
- Phantom: HAC Test Arch with AMCC
- Measurement SW: DASY52, Version 52.10 (4)

**Device E-Field measurement (E-field scan for ANSI C63.19-2007 & -2011 compliance)/E Scan - ER3D: 15 mm from Probe Center to the Device/Hearing Aid Compatibility Test (101x101x1):**

Interpolated grid: dx=0.5000 mm, dy=0.5000 mm  
 Device Reference Point: 0, 0, -6.3 mm  
 Reference Value = 26.93 V/m; Power Drift = -0.03 dB  
 Applied MIF = -1.44 dB  
 RF audio interference level = 25.88 dBV/m

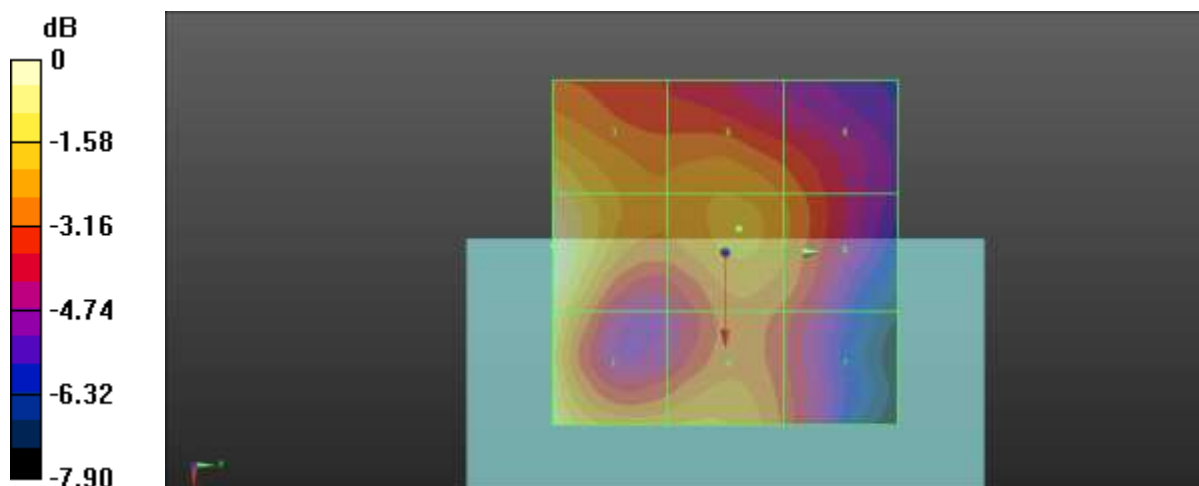
**Emission category: M4**

MIF scaled E-field

|                          |                          |                          |
|--------------------------|--------------------------|--------------------------|
| Grid 1 M4<br>25.3 dBV/m  | Grid 2 M4<br>25.88 dBV/m | Grid 3 M4<br>25.2 dBV/m  |
| Grid 4 M4<br>23.91 dBV/m | Grid 5 M4<br>23.97 dBV/m | Grid 6 M4<br>23.77 dBV/m |
| Grid 7 M4<br>22.62 dBV/m | Grid 8 M4<br>23.42 dBV/m | Grid 9 M4<br>23.16 dBV/m |

**Cursor:**

Total = 25.88 dBV/m  
 E Category: M4  
 Location: -1, -25, 7.7 mm



0 dB = 19.69 V/m = 25.88 dBV/m

Plot No.32

Date : 2021-02-09

LTE Band 48 20MHz 16QAM 1RB 0offset 56640ch

Communication System: UID 10173 - CAG, LTE-TDD (SC-FDMA, 1 RB, 20 MHz, 16-QAM);  
 Frequency: 3690 MHz; Duty Cycle: 1:8.8736  
 Medium parameters used:  $\sigma = 0$  S/m,  $\epsilon_r = 1$ ;  $\rho = 0$  kg/m<sup>3</sup>  
 Phantom section: RF Section

DASY5 Configuration:

- Probe: EF3DV3 - SN4067; ConvF(1, 1, 1) @ 3690 MHz; Calibrated: 2021-01-25
- Sensor-Surface: (Fix Surface)
- Electronics: DAE4 Sn912; Calibrated: 2020-11-24
- Phantom: HAC Test Arch with AMCC
- Measurement SW: DASY52, Version 52.10 (4)

**Device E-Field measurement (E-field scan for ANSI C63.19-2007 & -2011 compliance)/E Scan - ER3D: 15 mm from Probe Center to the Device/Hearing Aid Compatibility Test (101x101x1):**

Interpolated grid: dx=0.5000 mm, dy=0.5000 mm  
 Device Reference Point: 0, 0, -6.3 mm  
 Reference Value = 22.94 V/m; Power Drift = -0.04 dB  
 Applied MIF = -1.44 dB  
 RF audio interference level = 25.28 dBV/m

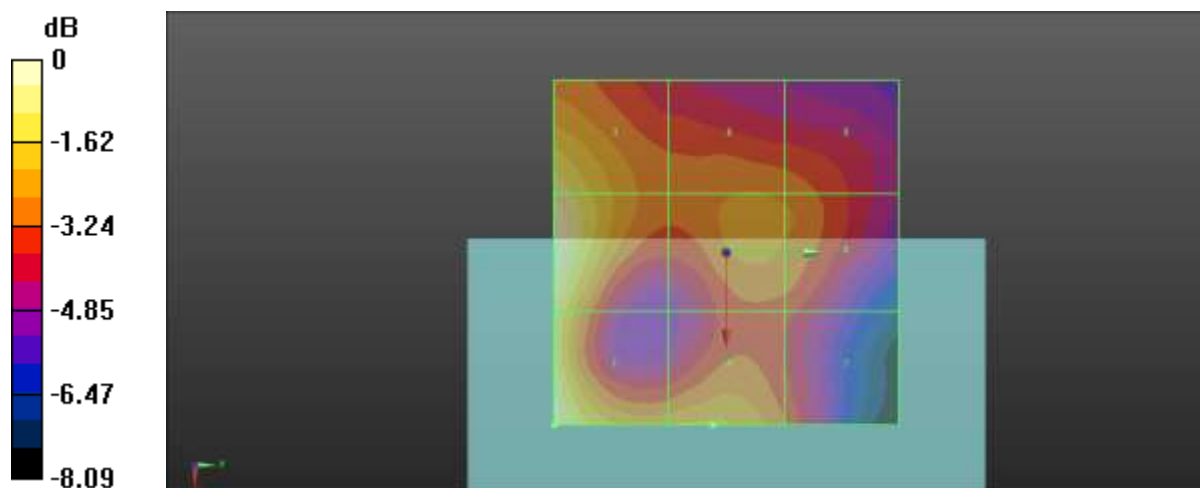
**Emission category: M4**

MIF scaled E-field

|                          |                          |                          |
|--------------------------|--------------------------|--------------------------|
| Grid 1 M4<br>25.28 dBV/m | Grid 2 M4<br>25.24 dBV/m | Grid 3 M4<br>24.66 dBV/m |
| Grid 4 M4<br>23.26 dBV/m | Grid 5 M4<br>22.8 dBV/m  | Grid 6 M4<br>22.62 dBV/m |
| Grid 7 M4<br>22.08 dBV/m | Grid 8 M4<br>22.67 dBV/m | Grid 9 M4<br>22.44 dBV/m |

**Cursor:**

Total = 25.28 dBV/m  
 E Category: M4  
 Location: 25, -25, 7.7 mm



0 dB = 18.35 V/m = 25.27 dBV/m

**Plot No.33**

**Date : 2021-02-09**

n41 100MHz DFTs-BPSK 1RB 0offset 518598ch Sub2 Ant

Communication System: UID 0, n41 (0); Frequency: 2593 MHz;Duty Cycle: 1:4.00037  
 Medium parameters used:  $\sigma = 0$  S/m,  $\epsilon_r = 1$ ;  $\rho = 0$  kg/m<sup>3</sup>  
 Phantom section: RF Section

**DASY5 Configuration:**

- Probe: EF3DV3 - SN4067; ConvF(1, 1, 1) @ 2593 MHz; Calibrated: 2021-01-25
- Sensor-Surface: (Fix Surface)
- Electronics: DAE4 Sn912; Calibrated: 2020-11-24
- Phantom: HAC Test Arch with AMCC
- Measurement SW: DASY52, Version 52.10 (4)

**Device E-Field measurement (E-field scan for ANSI C63.19-2007 & -2011 compliance)/E Scan - ER3D: 15 mm from Probe Center to the Device/Hearing Aid Compatibility Test (101x101x1):**

Interpolated grid: dx=0.5000 mm, dy=0.5000 mm  
 Device Reference Point: 0, 0, -6.3 mm  
 Reference Value = 45.35 V/m; Power Drift = -0.05 dB  
 Applied MIF = 1.41 dB  
 RF audio interference level = 30.97 dBV/m

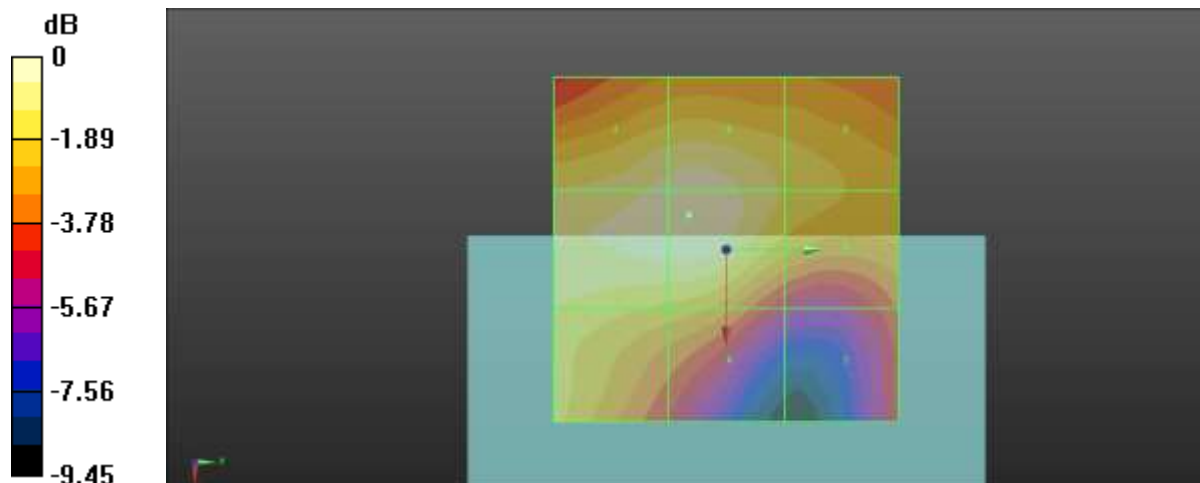
**Emission category: M3**

MIF scaled E-field

|                          |                          |                          |
|--------------------------|--------------------------|--------------------------|
| Grid 1 M4<br>29.72 dBV/m | Grid 2 M3<br>30.85 dBV/m | Grid 3 M3<br>30.59 dBV/m |
| Grid 4 M4<br>28.91 dBV/m | Grid 5 M3<br>30.97 dBV/m | Grid 6 M3<br>30.76 dBV/m |
| Grid 7 M4<br>27.3 dBV/m  | Grid 8 M4<br>29.65 dBV/m | Grid 9 M4<br>29.65 dBV/m |

**Cursor:**

Total = 30.97 dBV/m  
 E Category: M3  
 Location: -5, -5.5, 7.7 mm



0 dB = 35.38 V/m = 30.98 dBV/m

Plot No.34

Date : 2021-02-09

n41 100MHz DFTs-BPSK 1RB 0offset 518598ch PC2 Sub2 Ant

Communication System: UID 0, n41 (0); Frequency: 2593 MHz;Duty Cycle: 1:4.00037  
 Medium parameters used:  $\sigma = 0$  S/m,  $\epsilon_r = 1$ ;  $\rho = 0$  kg/m<sup>3</sup>  
 Phantom section: RF Section

DASY5 Configuration:

- Probe: EF3DV3 - SN4067; ConvF(1, 1, 1) @ 2593 MHz; Calibrated: 2021-01-25
- Sensor-Surface: (Fix Surface)
- Electronics: DAE4 Sn912; Calibrated: 2020-11-24
- Phantom: HAC Test Arch with AMCC
- Measurement SW: DASY52, Version 52.10 (4)

**Device E-Field measurement (E-field scan for ANSI C63.19-2007 & -2011 compliance)/E Scan - ER3D: 15 mm from Probe Center to the Device/Hearing Aid Compatibility Test (101x101x1):**

Interpolated grid: dx=0.5000 mm, dy=0.5000 mm  
 Device Reference Point: 0, 0, -6.3 mm  
 Reference Value = 43.03 V/m; Power Drift = 0.08 dB  
 Applied MIF = 1.41 dB  
 RF audio interference level = 30.94 dBV/m

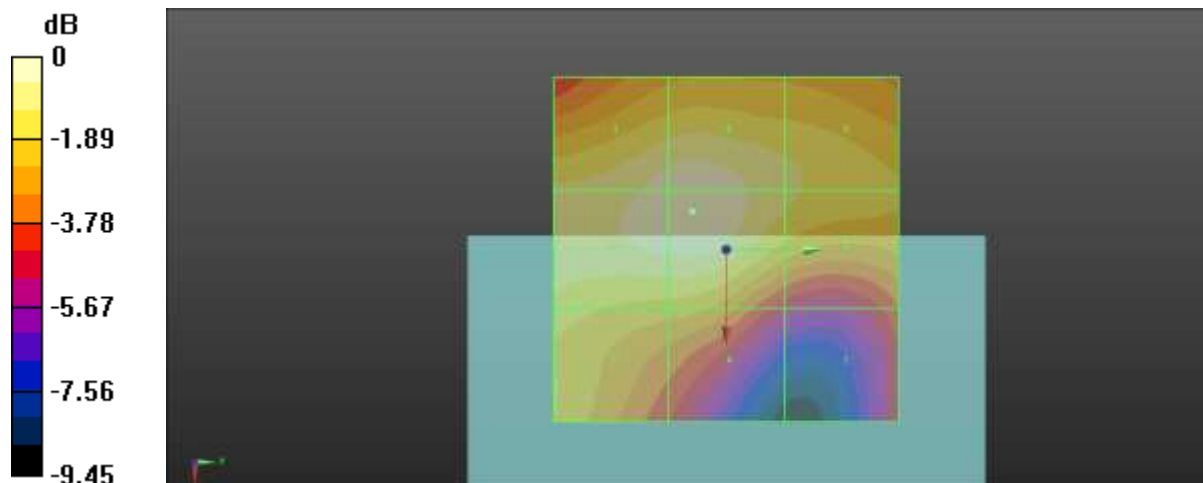
**Emission category: M3**

MIF scaled E-field

|                          |                          |                          |
|--------------------------|--------------------------|--------------------------|
| Grid 1 M4<br>29.39 dBV/m | Grid 2 M3<br>30.77 dBV/m | Grid 3 M3<br>30.64 dBV/m |
| Grid 4 M4<br>28.77 dBV/m | Grid 5 M3<br>30.94 dBV/m | Grid 6 M3<br>30.79 dBV/m |
| Grid 7 M4<br>27.16 dBV/m | Grid 8 M4<br>29.83 dBV/m | Grid 9 M4<br>29.84 dBV/m |

**Cursor:**

Total = 30.94 dBV/m  
 E Category: M3  
 Location: -5.5, -5, 7.7 mm



0 dB = 35.23 V/m = 30.94 dBV/m

Plot No.35

Date : 2021-02-24

n41 100MHz DFTs-BPSK 1RB 0offset 518598ch Main2 Ant

Communication System: UID 0, n41 (0); Frequency: 2593 MHz;Duty Cycle: 1:4.00037  
 Medium parameters used:  $\sigma = 0$  S/m,  $\epsilon_r = 1$ ;  $\rho = 0$  kg/m<sup>3</sup>  
 Phantom section: RF Section

DASY5 Configuration:

- Probe: EF3DV3 - SN4067; ConvF(1, 1, 1) @ 2593 MHz; Calibrated: 2021-01-25
- Sensor-Surface: (Fix Surface)
- Electronics: DAE4 Sn912; Calibrated: 2020-11-24
- Phantom: HAC Test Arch with AMCC
- Measurement SW: DASY52, Version 52.10 (4)

**Device E-Field measurement (E-field scan for ANSI C63.19-2007 & -2011 compliance)/E Scan - ER3D: 15 mm from Probe Center to the Device/Hearing Aid Compatibility Test (101x101x1):**

Interpolated grid: dx=0.5000 mm, dy=0.5000 mm  
 Device Reference Point: 0, 0, -6.3 mm  
 Reference Value = 8.711 V/m; Power Drift = -0.19 dB  
 Applied MIF = 1.41 dB  
 RF audio interference level = 22.91 dBV/m

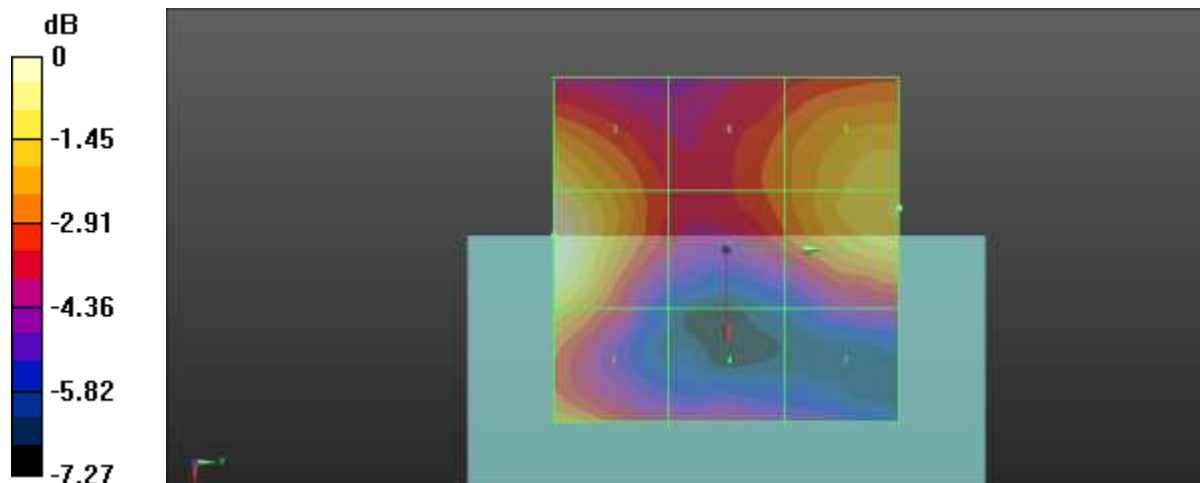
**Emission category: M4**

MIF scaled E-field

|                          |                          |                          |
|--------------------------|--------------------------|--------------------------|
| Grid 1 M4<br>21.51 dBV/m | Grid 2 M4<br>22.91 dBV/m | Grid 3 M4<br>22.33 dBV/m |
| Grid 4 M4<br>19.07 dBV/m | Grid 5 M4<br>20.37 dBV/m | Grid 6 M4<br>20.39 dBV/m |
| Grid 7 M4<br>18.82 dBV/m | Grid 8 M4<br>22.03 dBV/m | Grid 9 M4<br>21.9 dBV/m  |

**Cursor:**

Total = 22.91 dBV/m  
 E Category: M4  
 Location: -2, -25, 7.7 mm



0 dB = 13.98 V/m = 22.91 dBV/m

Plot No.36

Date : 2021-02-24

n41 100MHz DFTs-BPSK 1RB 0offset 518598ch PC2 Main2 Ant

Communication System: UID 0, n41 (0); Frequency: 2593 MHz;Duty Cycle: 1:4.00037  
 Medium parameters used:  $\sigma = 0$  S/m,  $\epsilon_r = 1$ ;  $\rho = 0$  kg/m<sup>3</sup>  
 Phantom section: RF Section

DASY5 Configuration:

- Probe: EF3DV3 - SN4067; ConvF(1, 1, 1) @ 2593 MHz; Calibrated: 2021-01-25
- Sensor-Surface: (Fix Surface)
- Electronics: DAE4 Sn912; Calibrated: 2020-11-24
- Phantom: HAC Test Arch with AMCC
- Measurement SW: DASY52, Version 52.10 (4)

**Device E-Field measurement (E-field scan for ANSI C63.19-2007 & -2011 compliance)/E Scan - ER3D: 15 mm from Probe Center to the Device/Hearing Aid Compatibility Test (101x101x1):**

Interpolated grid: dx=0.5000 mm, dy=0.5000 mm  
 Device Reference Point: 0, 0, -6.3 mm  
 Reference Value = 8.111 V/m; Power Drift = -0.13 dB  
 Applied MIF = 1.41 dB  
 RF audio interference level = 23.26 dBV/m

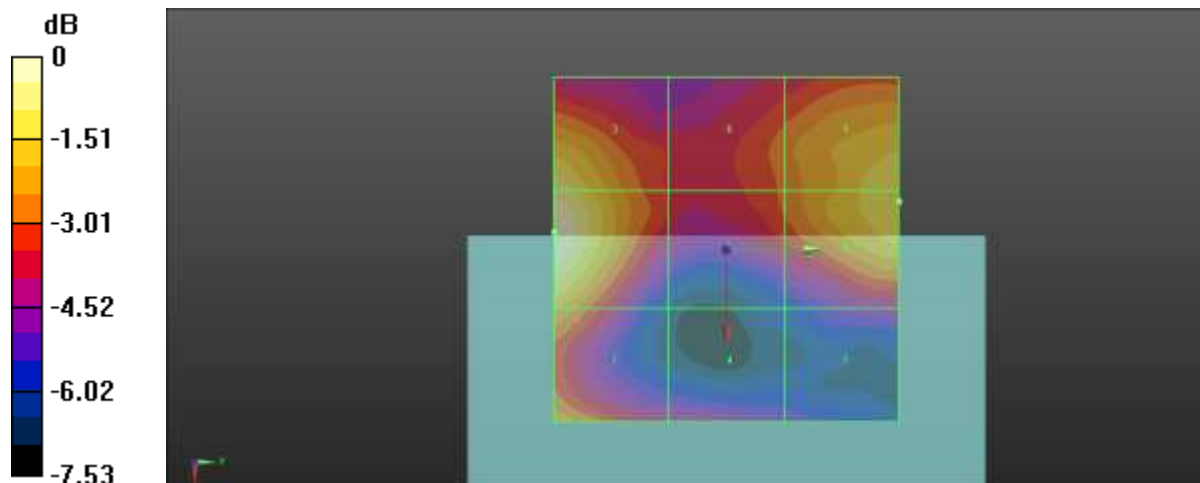
**Emission category: M4**

MIF scaled E-field

|                          |                          |                          |
|--------------------------|--------------------------|--------------------------|
| Grid 1 M4<br>21.4 dBV/m  | Grid 2 M4<br>23.26 dBV/m | Grid 3 M4<br>22.63 dBV/m |
| Grid 4 M4<br>19.31 dBV/m | Grid 5 M4<br>20.43 dBV/m | Grid 6 M4<br>20.6 dBV/m  |
| Grid 7 M4<br>18.92 dBV/m | Grid 8 M4<br>22.07 dBV/m | Grid 9 M4<br>22.05 dBV/m |

**Cursor:**

Total = 23.26 dBV/m  
 E Category: M4  
 Location: -2.5, -25, 7.7 mm



0 dB = 14.56 V/m = 23.26 dBV/m

Plot No.37

Date : 2021-02-09

n77 100MHz DFTs-BPSK 1RB 0offset 650000ch

Communication System: UID 0, NR Band 77 (0); Frequency: 3750 MHz;Duty Cycle: 1:4.00037  
 Medium parameters used:  $\sigma = 0$  S/m,  $\epsilon_r = 1$ ;  $\rho = 0$  kg/m<sup>3</sup>  
 Phantom section: RF Section

DASY5 Configuration:

- Probe: EF3DV3 - SN4067; ConvF(1, 1, 1) @ 3750 MHz; Calibrated: 2021-01-25
- Sensor-Surface: (Fix Surface)
- Electronics: DAE4 Sn912; Calibrated: 2020-11-24
- Phantom: HAC Test Arch with AMCC
- Measurement SW: DASY52, Version 52.10 (4)

**Device E-Field measurement (E-field scan for ANSI C63.19-2007 & -2011 compliance)/E Scan - ER3D: 15 mm from Probe Center to the Device/Hearing Aid Compatibility Test (101x101x1):**

Interpolated grid: dx=0.5000 mm, dy=0.5000 mm  
 Device Reference Point: 0, 0, -6.3 mm  
 Reference Value = 18.73 V/m; Power Drift = -0.15 dB  
 Applied MIF = 1.40 dB  
 RF audio interference level = 26.39 dBV/m

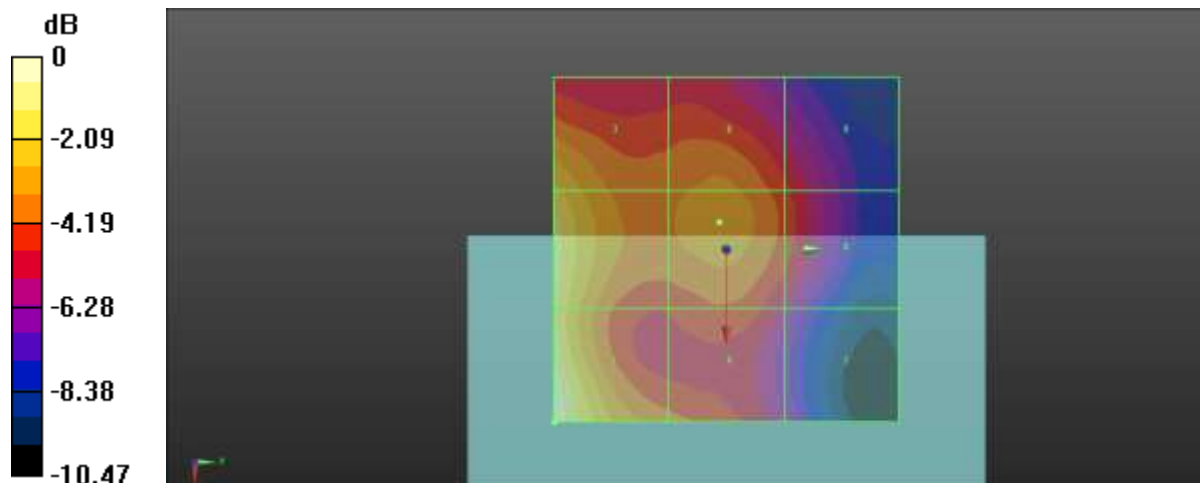
**Emission category: M4**

MIF scaled E-field

|                          |                          |                          |
|--------------------------|--------------------------|--------------------------|
| Grid 1 M4<br>26.39 dBV/m | Grid 2 M4<br>25.39 dBV/m | Grid 3 M4<br>24.55 dBV/m |
| Grid 4 M4<br>22.56 dBV/m | Grid 5 M4<br>23.29 dBV/m | Grid 6 M4<br>23.11 dBV/m |
| Grid 7 M4<br>20.54 dBV/m | Grid 8 M4<br>21.98 dBV/m | Grid 9 M4<br>21.71 dBV/m |

**Cursor:**

Total = 26.39 dBV/m  
 E Category: M4  
 Location: 25, -25, 7.7 mm



0 dB = 20.86 V/m = 26.39 dBV/m



Plot No.38

Date : 2021-02-09

n77 100MHz DFTs-BPSK 1RB 0offset 656000ch

Communication System: UID 0, NR Band 77 (0); Frequency: 3840 MHz;Duty Cycle: 1:4.00037  
 Medium parameters used:  $\sigma = 0$  S/m,  $\epsilon_r = 1$ ;  $\rho = 0$  kg/m<sup>3</sup>  
 Phantom section: RF Section

DASY5 Configuration:

- Probe: EF3DV3 - SN4067; ConvF(1, 1, 1) @ 3840 MHz; Calibrated: 2021-01-25
- Sensor-Surface: (Fix Surface)
- Electronics: DAE4 Sn912; Calibrated: 2020-11-24
- Phantom: HAC Test Arch with AMCC
- Measurement SW: DASY52, Version 52.10 (4)

**Device E-Field measurement (E-field scan for ANSI C63.19-2007 & -2011 compliance)/E Scan - ER3D: 15 mm from Probe Center to the Device/Hearing Aid Compatibility Test (101x101x1):**

Interpolated grid: dx=0.5000 mm, dy=0.5000 mm  
 Device Reference Point: 0, 0, -6.3 mm  
 Reference Value = 21.04 V/m; Power Drift = 0.02 dB  
 Applied MIF = 1.40 dB  
 RF audio interference level = 27.14 dBV/m

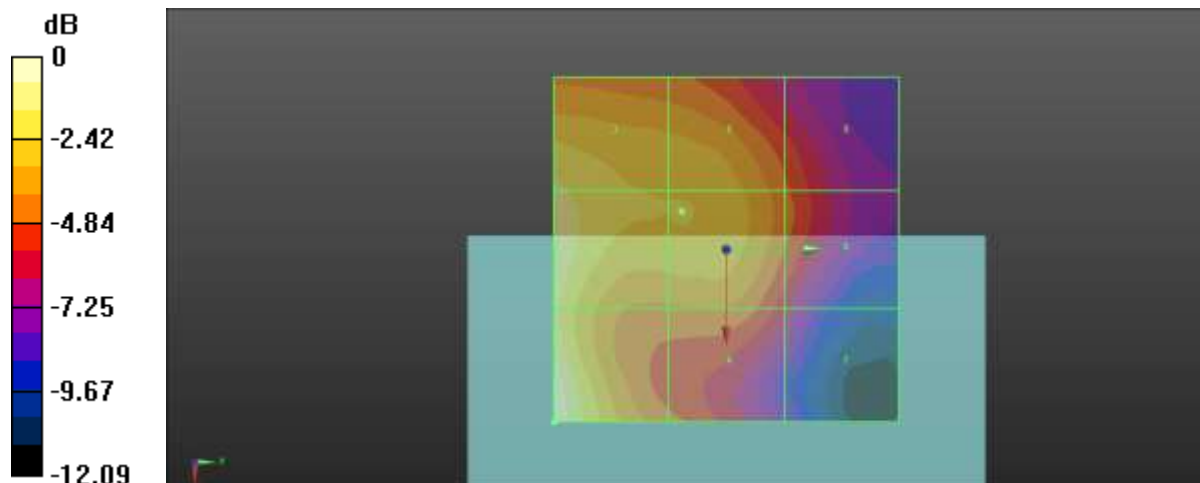
**Emission category: M4**

MIF scaled E-field

|                          |                          |                          |
|--------------------------|--------------------------|--------------------------|
| Grid 1 M4<br>27.14 dBV/m | Grid 2 M4<br>26.34 dBV/m | Grid 3 M4<br>25.82 dBV/m |
| Grid 4 M4<br>23.16 dBV/m | Grid 5 M4<br>24.77 dBV/m | Grid 6 M4<br>24.69 dBV/m |
| Grid 7 M4<br>20.92 dBV/m | Grid 8 M4<br>22.7 dBV/m  | Grid 9 M4<br>22.5 dBV/m  |

**Cursor:**

Total = 27.14 dBV/m  
 E Category: M4  
 Location: 25, -25, 7.7 mm



0 dB = 22.75 V/m = 27.14 dBV/m

Plot No.39

Date : 2021-02-09

n77 100MHz DFTs-BPSK 1RB 0offset 662000ch

Communication System: UID 0, NR Band 77 (0); Frequency: 3930 MHz;Duty Cycle: 1:4.00037  
 Medium parameters used:  $\sigma = 0$  S/m,  $\epsilon_r = 1$ ;  $\rho = 0$  kg/m<sup>3</sup>  
 Phantom section: RF Section

DASY5 Configuration:

- Probe: EF3DV3 - SN4067; ConvF(1, 1, 1) @ 3930 MHz; Calibrated: 2021-01-25
- Sensor-Surface: (Fix Surface)
- Electronics: DAE4 Sn912; Calibrated: 2020-11-24
- Phantom: HAC Test Arch with AMCC
- Measurement SW: DASY52, Version 52.10 (4)

**Device E-Field measurement (E-field scan for ANSI C63.19-2007 & -2011 compliance)/E Scan - ER3D: 15 mm from Probe Center to the Device/Hearing Aid Compatibility Test (101x101x1):**

Interpolated grid: dx=0.5000 mm, dy=0.5000 mm  
 Device Reference Point: 0, 0, -6.3 mm  
 Reference Value = 25.27 V/m; Power Drift = 0.04 dB  
 Applied MIF = 1.40 dB  
 RF audio interference level = 28.79 dBV/m

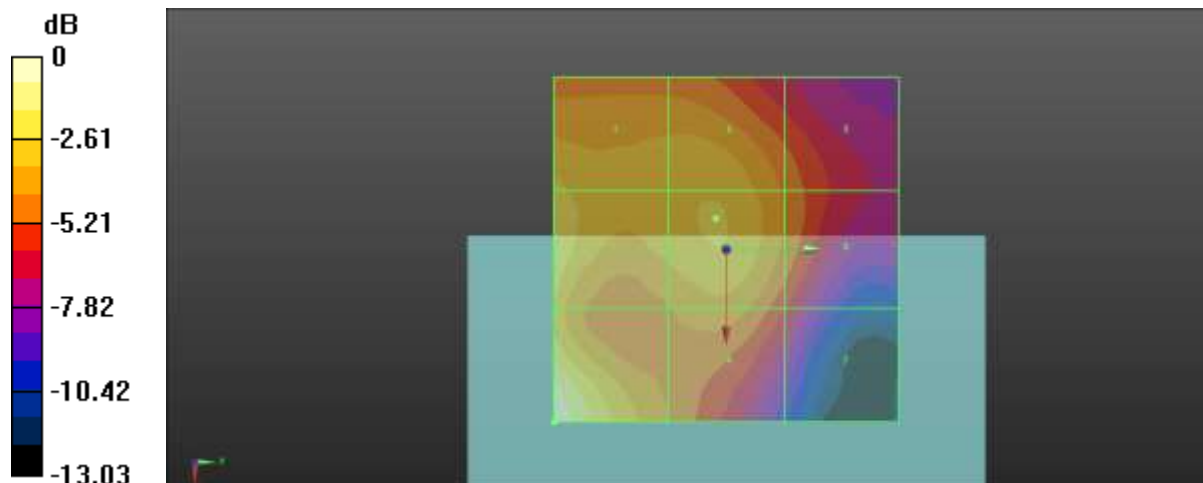
**Emission category: M4**

MIF scaled E-field

|                          |                          |                          |
|--------------------------|--------------------------|--------------------------|
| Grid 1 M4<br>28.79 dBV/m | Grid 2 M4<br>27.15 dBV/m | Grid 3 M4<br>26.57 dBV/m |
| Grid 4 M4<br>25.05 dBV/m | Grid 5 M4<br>26.29 dBV/m | Grid 6 M4<br>26.11 dBV/m |
| Grid 7 M4<br>22.79 dBV/m | Grid 8 M4<br>24.44 dBV/m | Grid 9 M4<br>24.29 dBV/m |

**Cursor:**

Total = 28.79 dBV/m  
 E Category: M4  
 Location: 25, -25, 7.7 mm



0 dB = 27.52 V/m = 28.79 dBV/m

Plot No.40

Date : 2021-02-22

802\_11g 54Mbps 1ch

Communication System: UID 10077 - CAB, IEEE 802.11g WiFi 2.4 GHz (DSSS/OFDM, 54 Mbps);  
 Frequency: 2412 MHz; Duty Cycle: 1:12.5777  
 Medium parameters used:  $\sigma = 0$  S/m,  $\epsilon_r = 1$ ;  $\rho = 0$  kg/m<sup>3</sup>  
 Phantom section: RF Section

DASY5 Configuration:

- Probe: EF3DV3 - SN4067; ConvF(1, 1, 1) @ 2412 MHz; Calibrated: 2021-01-25
- Sensor-Surface: (Fix Surface)
- Electronics: DAE4 Sn912; Calibrated: 2020-11-24
- Phantom: HAC Test Arch with AMCC
- Measurement SW: DASY52, Version 52.10 (4)

**Device E-Field measurement (E-field scan for ANSI C63.19-2007 & -2011 compliance)/E Scan - ER3D: 15 mm from Probe Center to the Device/Hearing Aid Compatibility Test (101x101x1):**

Interpolated grid: dx=0.5000 mm, dy=0.5000 mm  
 Device Reference Point: 0, 0, -6.3 mm  
 Reference Value = 36.60 V/m; Power Drift = 0.13 dB  
 Applied MIF = 0.12 dB  
 RF audio interference level = 28.07 dBV/m

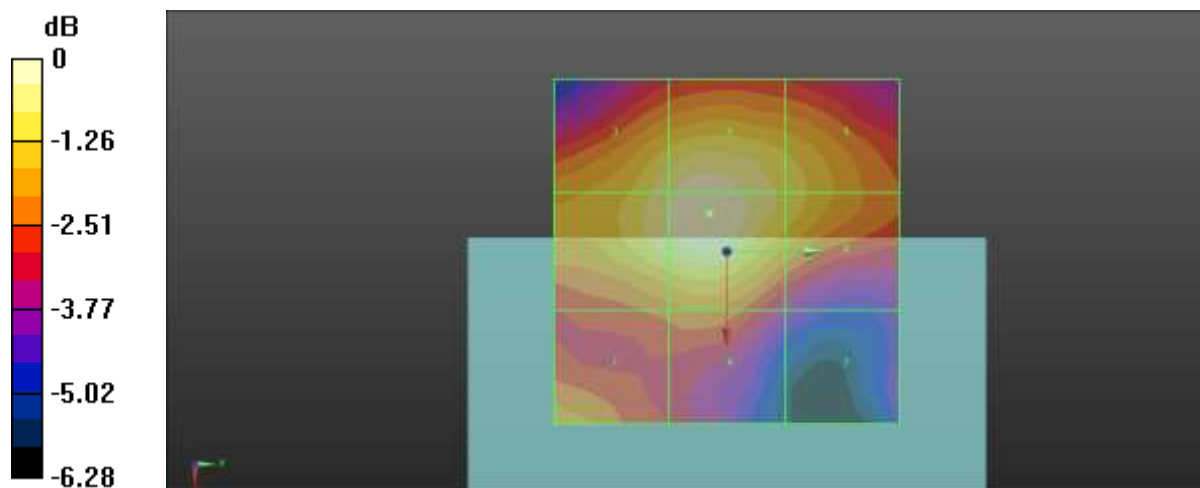
**Emission category: M4**

MIF scaled E-field

|                          |                          |                          |
|--------------------------|--------------------------|--------------------------|
| Grid 1 M4<br>26.35 dBV/m | Grid 2 M4<br>27.69 dBV/m | Grid 3 M4<br>27.54 dBV/m |
| Grid 4 M4<br>26.01 dBV/m | Grid 5 M4<br>28.07 dBV/m | Grid 6 M4<br>27.93 dBV/m |
| Grid 7 M4<br>24.41 dBV/m | Grid 8 M4<br>27.11 dBV/m | Grid 9 M4<br>27.11 dBV/m |

**Cursor:**

Total = 28.07 dBV/m  
 E Category: M4  
 Location: -5.5, -2.5, 7.7 mm



0 dB = 25.32 V/m = 28.07 dBV/m

Plot No.41

Date : 2021-02-22

802\_11g 54Mbps 6ch

Communication System: UID 10077 - CAB, IEEE 802.11g WiFi 2.4 GHz (DSSS/OFDM, 54 Mbps);  
 Frequency: 2437 MHz; Duty Cycle: 1:12.5777  
 Medium parameters used:  $\sigma = 0$  S/m,  $\epsilon_r = 1$ ;  $\rho = 0$  kg/m<sup>3</sup>  
 Phantom section: RF Section

DASY5 Configuration:

- Probe: EF3DV3 - SN4067; ConvF(1, 1, 1) @ 2437 MHz; Calibrated: 2021-01-25
- Sensor-Surface: (Fix Surface)
- Electronics: DAE4 Sn912; Calibrated: 2020-11-24
- Phantom: HAC Test Arch with AMCC
- Measurement SW: DASY52, Version 52.10 (4)

**Device E-Field measurement (E-field scan for ANSI C63.19-2007 & -2011 compliance)/E Scan - ER3D: 15 mm from Probe Center to the Device/Hearing Aid Compatibility Test (101x101x1):**

Interpolated grid: dx=0.5000 mm, dy=0.5000 mm  
 Device Reference Point: 0, 0, -6.3 mm  
 Reference Value = 41.22 V/m; Power Drift = 0.10 dB  
 Applied MIF = 0.12 dB  
 RF audio interference level = 29.39 dBV/m

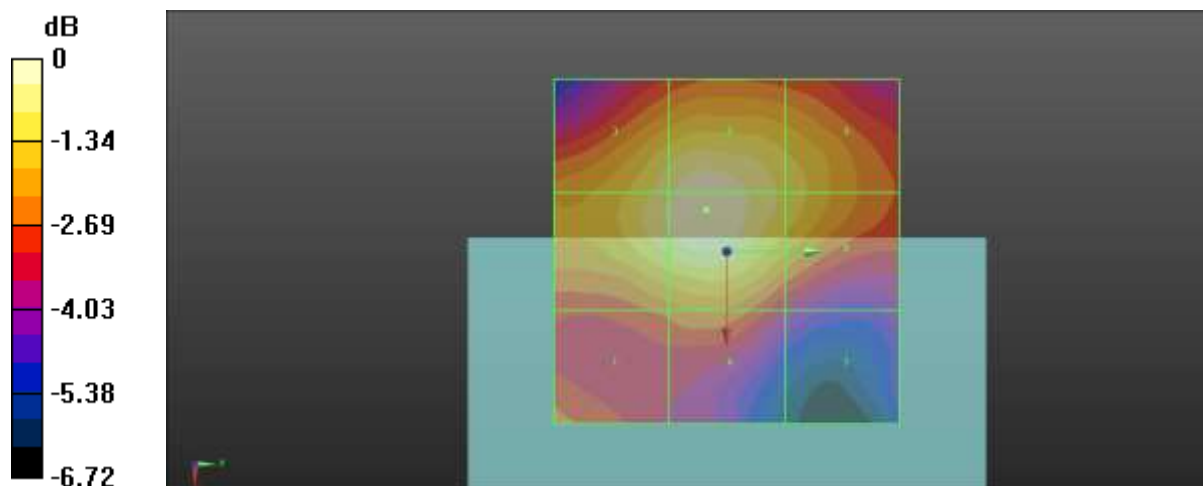
**Emission category: M4**

MIF scaled E-field

|                          |                          |                          |
|--------------------------|--------------------------|--------------------------|
| Grid 1 M4<br>26.91 dBV/m | Grid 2 M4<br>29.01 dBV/m | Grid 3 M4<br>28.85 dBV/m |
| Grid 4 M4<br>27.21 dBV/m | Grid 5 M4<br>29.39 dBV/m | Grid 6 M4<br>29.3 dBV/m  |
| Grid 7 M4<br>25.7 dBV/m  | Grid 8 M4<br>28.39 dBV/m | Grid 9 M4<br>28.39 dBV/m |

**Cursor:**

Total = 29.39 dBV/m  
 E Category: M4  
 Location: -6, -3, 7.7 mm



0 dB = 29.47 V/m = 29.39 dBV/m

Plot No.42

Date : 2021-02-22

802\_11g 54Mbps 11ch

Communication System: UID 10077 - CAB, IEEE 802.11g WiFi 2.4 GHz (DSSS/OFDM, 54 Mbps);  
 Frequency: 2462 MHz; Duty Cycle: 1:12.5777  
 Medium parameters used:  $\sigma = 0$  S/m,  $\epsilon_r = 1$ ;  $\rho = 0$  kg/m<sup>3</sup>  
 Phantom section: RF Section

DASY5 Configuration:

- Probe: EF3DV3 - SN4067; ConvF(1, 1, 1) @ 2462 MHz; Calibrated: 2021-01-25
- Sensor-Surface: (Fix Surface)
- Electronics: DAE4 Sn912; Calibrated: 2020-11-24
- Phantom: HAC Test Arch with AMCC
- Measurement SW: DASY52, Version 52.10 (4)

**Device E-Field measurement (E-field scan for ANSI C63.19-2007 & -2011 compliance)/E Scan - ER3D: 15 mm from Probe Center to the Device/Hearing Aid Compatibility Test (101x101x1):**

Interpolated grid: dx=0.5000 mm, dy=0.5000 mm  
 Device Reference Point: 0, 0, -6.3 mm  
 Reference Value = 42.73 V/m; Power Drift = 0.08 dB  
 Applied MIF = 0.12 dB  
 RF audio interference level = 29.78 dBV/m

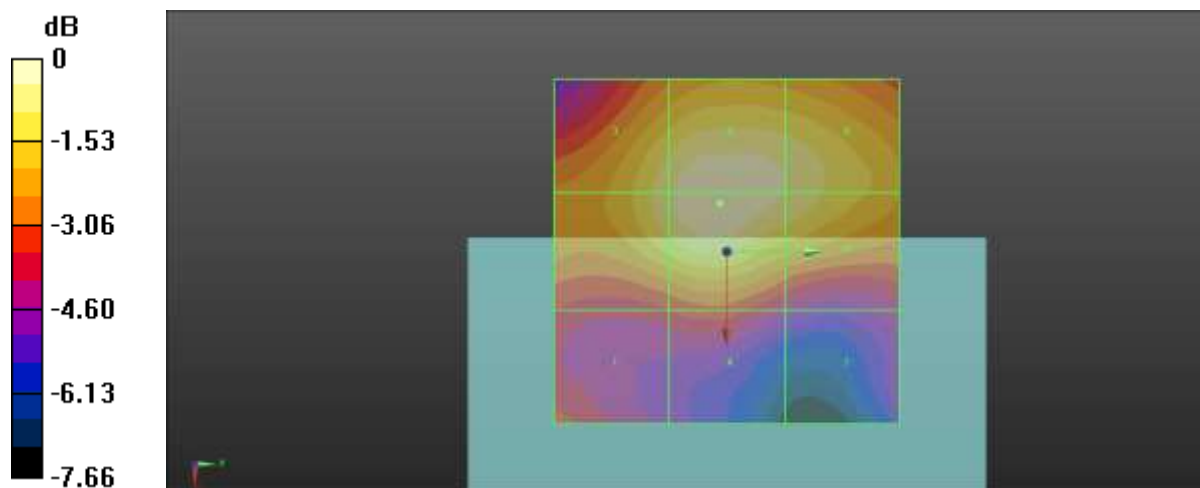
**Emission category: M4**

MIF scaled E-field

|                          |                          |                          |
|--------------------------|--------------------------|--------------------------|
| Grid 1 M4<br>26.54 dBV/m | Grid 2 M4<br>29.17 dBV/m | Grid 3 M4<br>29.14 dBV/m |
| Grid 4 M4<br>26.58 dBV/m | Grid 5 M4<br>29.78 dBV/m | Grid 6 M4<br>29.76 dBV/m |
| Grid 7 M4<br>25.64 dBV/m | Grid 8 M4<br>29.24 dBV/m | Grid 9 M4<br>29.27 dBV/m |

**Cursor:**

Total = 29.78 dBV/m  
 E Category: M4  
 Location: -7, -1, 7.7 mm



0 dB = 30.84 V/m = 29.78 dBV/m

Plot No.43

Date : 2021-02-22

Bluetooth DH1 0ch

Communication System: UID 10030 - CAA, IEEE 802.15.1 Bluetooth (GFSK, DH1); Frequency: 2402 MHz; Duty Cycle: 1:3.38454

Medium parameters used:  $\sigma = 0$  S/m,  $\epsilon_r = 1$ ;  $\rho = 0$  kg/m<sup>3</sup>

Phantom section: RF Section

DASY5 Configuration:

- Probe: EF3DV3 - SN4067; ConvF(1, 1, 1) @ 2402 MHz; Calibrated: 2021-01-25
- Sensor-Surface: (Fix Surface)
- Electronics: DAE4 Sn912; Calibrated: 2020-11-24
- Phantom: HAC Test Arch with AMCC
- Measurement SW: DASY52, Version 52.10 (4)

**Device E-Field measurement (E-field scan for ANSI C63.19-2007 & -2011 compliance)/E Scan - ER3D: 15 mm from Probe Center to the Device/Hearing Aid Compatibility Test (101x101x1):**

Interpolated grid: dx=0.5000 mm, dy=0.5000 mm

Device Reference Point: 0, 0, -6.3 mm

Reference Value = 36.83 V/m; Power Drift = 0.01 dB

Applied MIF = 1.02 dB

RF audio interference level = 29.22 dBV/m

**Emission category: M4**

MIF scaled E-field

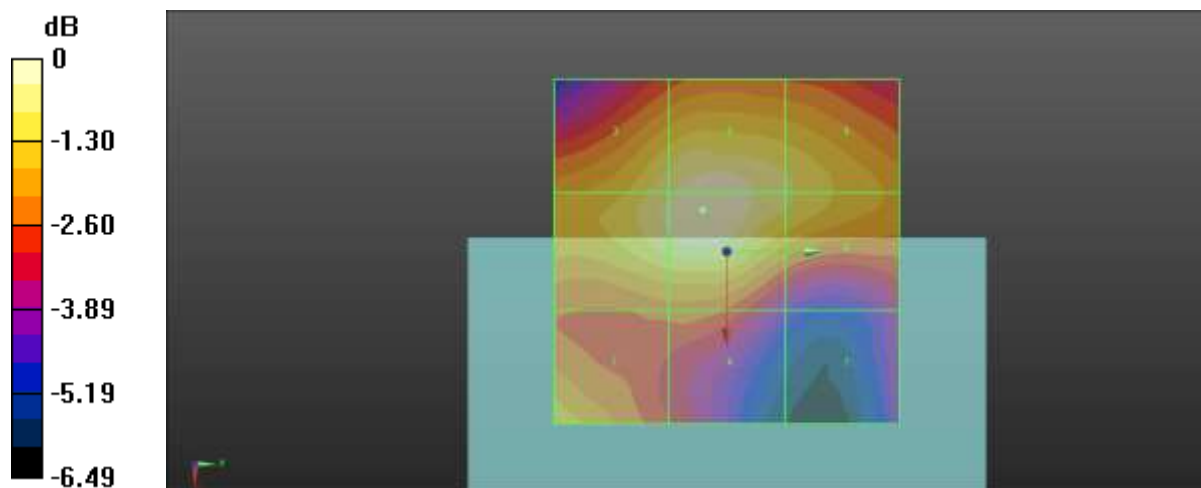
|                          |                          |                          |
|--------------------------|--------------------------|--------------------------|
| Grid 1 M4<br>27.85 dBV/m | Grid 2 M4<br>28.9 dBV/m  | Grid 3 M4<br>28.7 dBV/m  |
| Grid 4 M4<br>26.9 dBV/m  | Grid 5 M4<br>29.22 dBV/m | Grid 6 M4<br>29.1 dBV/m  |
| Grid 7 M4<br>25.78 dBV/m | Grid 8 M4<br>28.44 dBV/m | Grid 9 M4<br>28.45 dBV/m |

**Cursor:**

Total = 29.22 dBV/m

E Category: M4

Location: -6, -3.5, 7.7 mm



0 dB = 28.90 V/m = 29.22 dBV/m

Plot No.44

Date : 2021-02-22

Bluetooth DH1 39ch

Communication System: UID 10030 - CAA, IEEE 802.15.1 Bluetooth (GFSK, DH1); Frequency: 2441 MHz; Duty Cycle: 1:3.38454

Medium parameters used:  $\sigma = 0$  S/m,  $\epsilon_r = 1$ ;  $\rho = 0$  kg/m<sup>3</sup>

Phantom section: RF Section

DASY5 Configuration:

- Probe: EF3DV3 - SN4067; ConvF(1, 1, 1) @ 2441 MHz; Calibrated: 2021-01-25
- Sensor-Surface: (Fix Surface)
- Electronics: DAE4 Sn912; Calibrated: 2020-11-24
- Phantom: HAC Test Arch with AMCC
- Measurement SW: DASY52, Version 52.10 (4)

**Device E-Field measurement (E-field scan for ANSI C63.19-2007 & -2011 compliance)/E Scan - ER3D: 15 mm from Probe Center to the Device/Hearing Aid Compatibility Test (101x101x1):**

Interpolated grid: dx=0.5000 mm, dy=0.5000 mm

Device Reference Point: 0, 0, -6.3 mm

Reference Value = 32.87 V/m; Power Drift = 0.13 dB

Applied MIF = 1.02 dB

RF audio interference level = 28.43 dBV/m

**Emission category: M4**

MIF scaled E-field

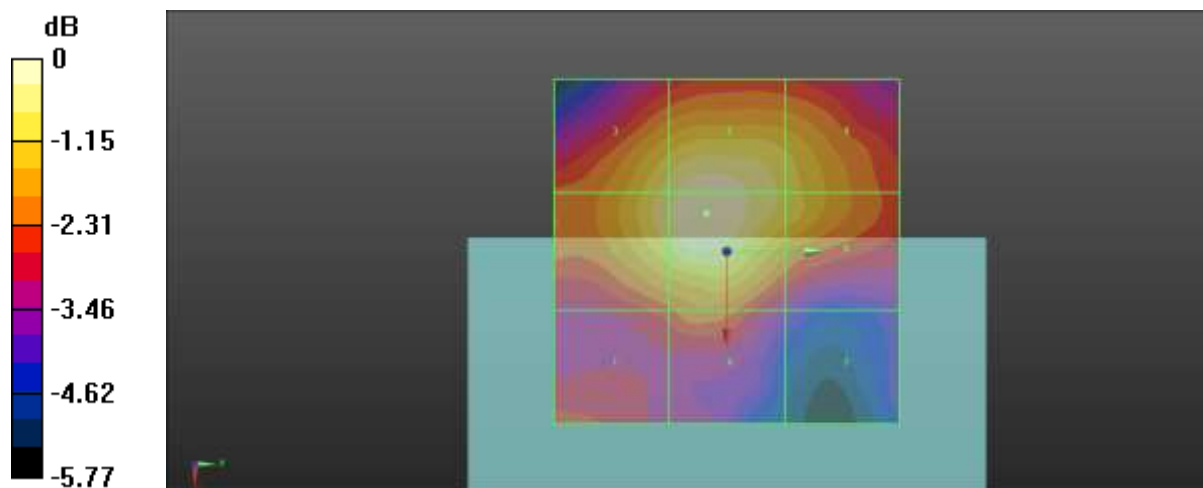
|                          |                          |                          |
|--------------------------|--------------------------|--------------------------|
| Grid 1 M4<br>26.02 dBV/m | Grid 2 M4<br>28.01 dBV/m | Grid 3 M4<br>27.86 dBV/m |
| Grid 4 M4<br>26.45 dBV/m | Grid 5 M4<br>28.43 dBV/m | Grid 6 M4<br>28.32 dBV/m |
| Grid 7 M4<br>24.85 dBV/m | Grid 8 M4<br>27.57 dBV/m | Grid 9 M4<br>27.54 dBV/m |

**Cursor:**

Total = 28.43 dBV/m

E Category: M4

Location: -5.5, -3, 7.7 mm



0 dB = 26.40 V/m = 28.43 dBV/m

Plot No.45

Date : 2021-02-22

Bluetooth DH1 78ch

Communication System: UID 10030 - CAA, IEEE 802.15.1 Bluetooth (GFSK, DH1); Frequency: 2480 MHz; Duty Cycle: 1:3.38454

Medium parameters used:  $\sigma = 0$  S/m,  $\epsilon_r = 1$ ;  $\rho = 0$  kg/m<sup>3</sup>

Phantom section: RF Section

DASY5 Configuration:

- Probe: EF3DV3 - SN4067; ConvF(1, 1, 1) @ 2480 MHz; Calibrated: 2021-01-25
- Sensor-Surface: (Fix Surface)
- Electronics: DAE4 Sn912; Calibrated: 2020-11-24
- Phantom: HAC Test Arch with AMCC
- Measurement SW: DASY52, Version 52.10 (4)

**Device E-Field measurement (E-field scan for ANSI C63.19-2007 & -2011 compliance)/E Scan - ER3D: 15 mm from Probe Center to the Device/Hearing Aid Compatibility Test (101x101x1):**

Interpolated grid: dx=0.5000 mm, dy=0.5000 mm

Device Reference Point: 0, 0, -6.3 mm

Reference Value = 38.83 V/m; Power Drift = 0.10 dB

Applied MIF = 1.02 dB

RF audio interference level = 29.59 dBV/m

**Emission category: M4**

MIF scaled E-field

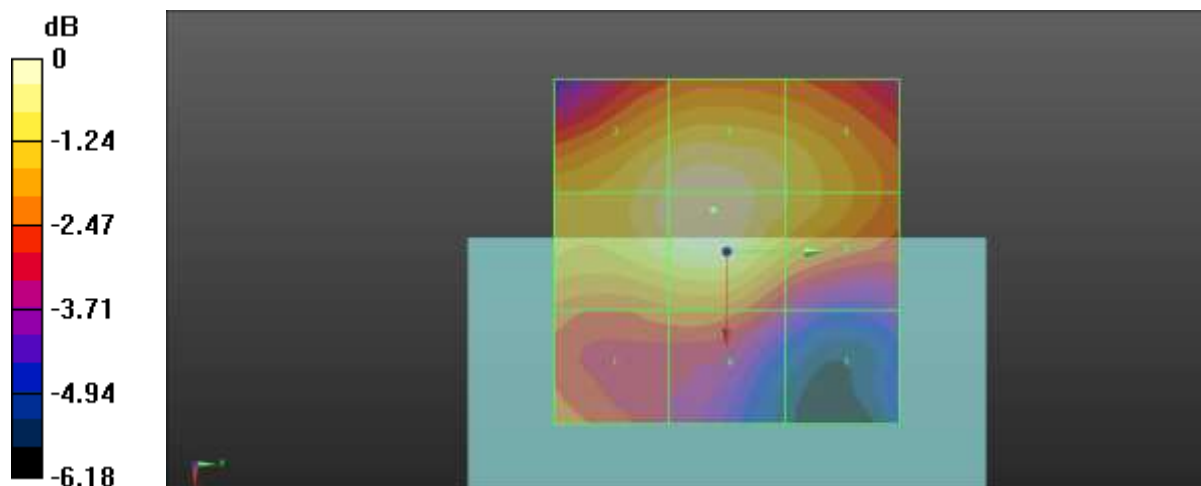
|                          |                          |                          |
|--------------------------|--------------------------|--------------------------|
| Grid 1 M4<br>27.5 dBV/m  | Grid 2 M4<br>29.32 dBV/m | Grid 3 M4<br>29.25 dBV/m |
| Grid 4 M4<br>27.54 dBV/m | Grid 5 M4<br>29.59 dBV/m | Grid 6 M4<br>29.52 dBV/m |
| Grid 7 M4<br>26.07 dBV/m | Grid 8 M4<br>28.82 dBV/m | Grid 9 M4<br>28.82 dBV/m |

**Cursor:**

Total = 29.59 dBV/m

E Category: M4

Location: -6, -2, 7.7 mm



0 dB = 30.15 V/m = 29.59 dBV/m



## 20. Appendix C. System Validation Plots

**835MHz Verification**

Date : 2021-02-09

DUT: HAC Dipole 835 MHz; Type: CD835V3;

Communication System: UID 0, CW (0); Frequency: 835 MHz;Duty Cycle: 1:1  
 Medium parameters used:  $\sigma = 0$  S/m,  $\epsilon_r = 1$ ;  $\rho = 0$  kg/m<sup>3</sup>  
 Phantom section: TCoil Section

DASY5 Configuration:

- Probe: EF3DV3 - SN4067; ConvF(1, 1, 1) @ 835 MHz; Calibrated: 2021-01-25
- Sensor-Surface: (Fix Surface)
- Electronics: DAE4 Sn912; Calibrated: 2020-11-24
- Phantom: HAC Test Arch with AMCC
- Measurement SW: DASY52, Version 52.10 (4)

**Device E-Field measurement (E-field scan for ANSI C63.19-2007 & -2011 compliance)/E Scan - ER3D: 15 mm from Probe Center to the Device/Hearing Aid Compatibility Test (41x381x1):**

Interpolated grid: dx=0.5000 mm, dy=0.5000 mm  
 Device Reference Point: 0, 0, -6.3 mm  
 Reference Value = 50.11 V/m; Power Drift = 0.16 dB  
 Applied MIF = 0.00 dB  
 RF audio interference level = 41.28 dBV/m


**Emission category: M3**

MIF scaled E-field

|                          |                          |                          |
|--------------------------|--------------------------|--------------------------|
| Grid 1 M3<br>40.23 dBV/m | Grid 2 M3<br>40.35 dBV/m | Grid 3 M3<br>40.1 dBV/m  |
| Grid 4 M4<br>36.27 dBV/m | Grid 5 M4<br>36.38 dBV/m | Grid 6 M4<br>36.01 dBV/m |
| Grid 7 M3<br>41.24 dBV/m | Grid 8 M3<br>41.28 dBV/m | Grid 9 M3<br>40.88 dBV/m |

**Cursor:**

Total = 41.28 dBV/m  
 E Category: M3  
 Location: 1.5, 72.5, 9.7 mm



0 dB = 115.9 V/m = 41.28 dBV/m

**1880MHz Verification**

Date : 2021-02-09

DUT: HAC Dipole 1880 MHz; Type: CD1880V3;

Communication System: UID 0, CW (0); Frequency: 1880 MHz; Duty Cycle: 1:1  
 Medium parameters used:  $\sigma = 0$  S/m,  $\epsilon_r = 1$ ;  $\rho = 0$  kg/m<sup>3</sup>  
 Phantom section: TCoil Section

DASY5 Configuration:

- Probe: EF3DV3 - SN4067; ConvF(1, 1, 1) @ 1880 MHz; Calibrated: 2021-01-25
- Sensor-Surface: (Fix Surface)
- Electronics: DAE4 Sn912; Calibrated: 2020-11-24
- Phantom: HAC Test Arch with AMCC
- Measurement SW: DASY52, Version 52.10 (4)

**Device E-Field measurement (E-field scan for ANSI C63.19-2007 & -2011 compliance)/E Scan - ER3D: 15 mm from Probe Center to the Device/Hearing Aid Compatibility Test (41x181x1):**

Interpolated grid: dx=0.5000 mm, dy=0.5000 mm  
 Device Reference Point: 0, 0, -6.3 mm  
 Reference Value = 60.48 V/m; Power Drift = 0.04 dB  
 Applied MIF = 0.00 dB  
 RF audio interference level = 39.01 dBV/m

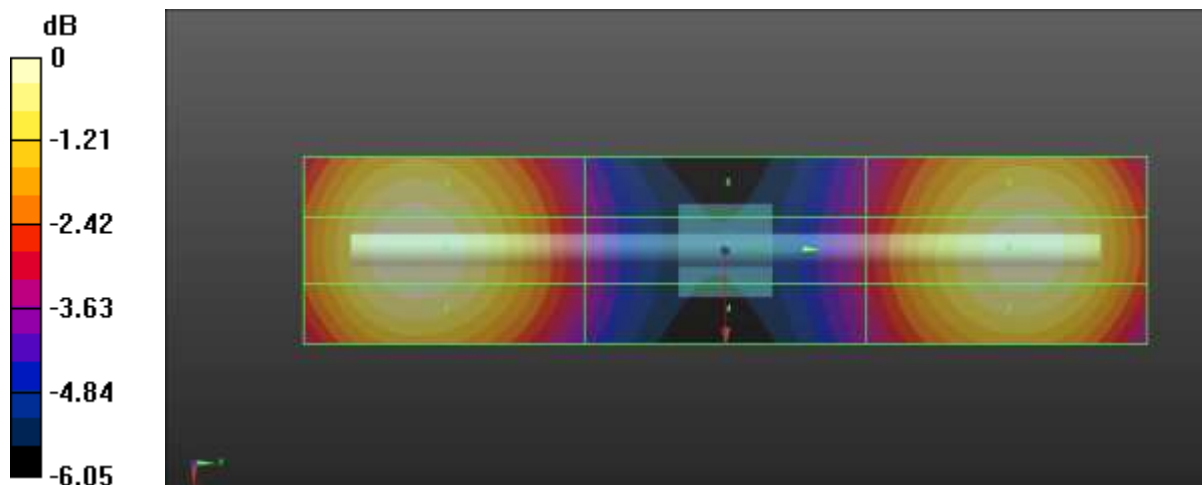
**Emission category: M2**

MIF scaled E-field

|                          |                          |                          |
|--------------------------|--------------------------|--------------------------|
| Grid 1 M2<br>38.84 dBV/m | Grid 2 M2<br>39.01 dBV/m | Grid 3 M2<br>38.8 dBV/m  |
| Grid 4 M2<br>35.83 dBV/m | Grid 5 M2<br>35.95 dBV/m | Grid 6 M2<br>35.73 dBV/m |
| Grid 7 M2<br>38.72 dBV/m | Grid 8 M2<br>38.88 dBV/m | Grid 9 M2<br>38.67 dBV/m |

**Cursor:**

Total = 39.01 dBV/m  
 E Category: M2  
 Location: 0, -33.5, 9.7 mm



0 dB = 89.21 V/m = 39.01 dBV/m

**2450MHz Verification**

**Date : 2021-02-22**

DUT: HAC Dipole 2450 MHz; Type: CD2450V3;

Communication System: UID 0, CW (0); Frequency: 2450 MHz;Duty Cycle: 1:1  
 Medium parameters used:  $\sigma = 0$  S/m,  $\epsilon_r = 1$ ;  $\rho = 0$  kg/m<sup>3</sup>  
 Phantom section: TCoil Section

DASY5 Configuration:

- Probe: EF3DV3 - SN4067; ConvF(1, 1, 1) @ 2450 MHz; Calibrated: 2021-01-25
- Sensor-Surface: (Fix Surface)
- Electronics: DAE4 Sn912; Calibrated: 2020-11-24
- Phantom: HAC Test Arch with AMCC
- Measurement SW: DASY52, Version 52.10 (4)

**Device E-Field measurement (E-field scan for ANSI C63.19-2007 & -2011 compliance)/E Scan - ER3D: 15 mm from Probe Center to the Device/Hearing Aid Compatibility Test (41x181x1):**

Interpolated grid: dx=0.5000 mm, dy=0.5000 mm  
 Device Reference Point: 0, 0, -6.3 mm  
 Reference Value = 65.29 V/m; Power Drift = 0.13 dB  
 Applied MIF = 0.00 dB  
 RF audio interference level = 38.98 dBV/m

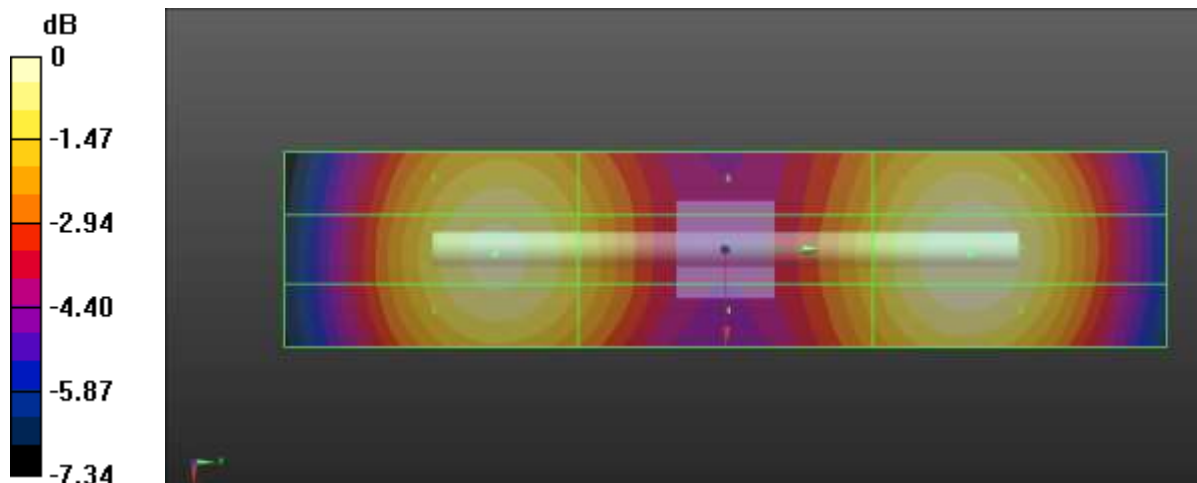
**Emission category: M2**

MIF scaled E-field

|                          |                          |                          |
|--------------------------|--------------------------|--------------------------|
| Grid 1 M2<br>38.56 dBV/m | Grid 2 M2<br>38.67 dBV/m | Grid 3 M2<br>38.41 dBV/m |
| Grid 4 M2<br>37.55 dBV/m | Grid 5 M2<br>37.59 dBV/m | Grid 6 M2<br>37.44 dBV/m |
| Grid 7 M2<br>38.89 dBV/m | Grid 8 M2<br>38.98 dBV/m | Grid 9 M2<br>38.7 dBV/m  |

**Cursor:**

Total = 38.98 dBV/m  
 E Category: M2  
 Location: 0.5, 25, 9.7 mm



0 dB = 88.93 V/m = 38.98 dBV/m

**2600MHz Verification**

**Date : 2021-02-09**

DUT: HAC Dipole 2600 MHz; Type: CD2600V3;

Communication System: UID 0, CW (0); Frequency: 2600 MHz;Duty Cycle: 1:1  
 Medium parameters used:  $\sigma = 0$  S/m,  $\epsilon_r = 1$ ;  $\rho = 0$  kg/m<sup>3</sup>  
 Phantom section: TCoil Section

DASY5 Configuration:

- Probe: EF3DV3 - SN4067; ConvF(1, 1, 1) @ 2600 MHz; Calibrated: 2021-01-25
- Sensor-Surface: (Fix Surface)
- Electronics: DAE4 Sn912; Calibrated: 2020-11-24
- Phantom: HAC Test Arch with AMCC
- Measurement SW: DASY52, Version 52.10 (4)

**Device E-Field measurement (E-field scan for ANSI C63.19-2007 & -2011 compliance)/E Scan - ER3D: 15 mm from Probe Center to the Device/Hearing Aid Compatibility Test (41x181x1):**

Interpolated grid: dx=0.5000 mm, dy=0.5000 mm  
 Device Reference Point: 0, 0, -6.3 mm  
 Reference Value = 66.40 V/m; Power Drift = 0.04 dB  
 Applied MIF = 0.00 dB  
 RF audio interference level = 38.69 dBV/m


**Emission category: M2**

MIF scaled E-field

|                          |                          |                          |
|--------------------------|--------------------------|--------------------------|
| Grid 1 M2<br>38.31 dBV/m | Grid 2 M2<br>38.4 dBV/m  | Grid 3 M2<br>38.09 dBV/m |
| Grid 4 M2<br>37.92 dBV/m | Grid 5 M2<br>38.01 dBV/m | Grid 6 M2<br>37.78 dBV/m |
| Grid 7 M2<br>38.63 dBV/m | Grid 8 M2<br>38.69 dBV/m | Grid 9 M2<br>38.45 dBV/m |

**Cursor:**

Total = 38.69 dBV/m  
 E Category: M2  
 Location: 1.5, 22, 9.7 mm



0 dB = 86.03 V/m = 38.69 dBV/m

**2600MHz Verification**

**Date : 2021-02-24**

DUT: HAC Dipole 2600 MHz; Type: CD2600V3;

Communication System: UID 0, CW (0); Frequency: 2600 MHz;Duty Cycle: 1:1  
 Medium parameters used:  $\sigma = 0$  S/m,  $\epsilon_r = 1$ ;  $\rho = 0$  kg/m<sup>3</sup>  
 Phantom section: TCoil Section

DASY5 Configuration:

- Probe: EF3DV3 - SN4067; ConvF(1, 1, 1) @ 2600 MHz; Calibrated: 2021-01-25
- Sensor-Surface: (Fix Surface)
- Electronics: DAE4 Sn912; Calibrated: 2020-11-24
- Phantom: HAC Test Arch with AMCC
- Measurement SW: DASY52, Version 52.10 (4)

**Device E-Field measurement (E-field scan for ANSI C63.19-2007 & -2011 compliance)/E Scan - ER3D: 15 mm from Probe Center to the Device/Hearing Aid Compatibility Test (41x181x1):**

Interpolated grid: dx=0.5000 mm, dy=0.5000 mm  
 Device Reference Point: 0, 0, -6.3 mm  
 Reference Value = 66.33 V/m; Power Drift = 0.08 dB  
 Applied MIF = 0.00 dB  
 RF audio interference level = 38.72 dBV/m

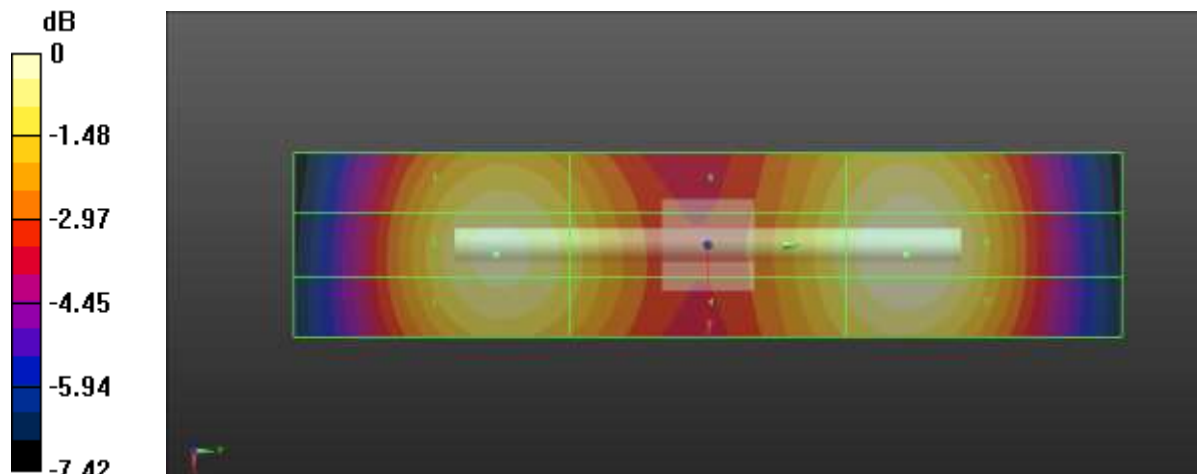
**Emission category: M2**

MIF scaled E-field

|                          |                          |                          |
|--------------------------|--------------------------|--------------------------|
| Grid 1 M2<br>38.33 dBV/m | Grid 2 M2<br>38.42 dBV/m | Grid 3 M2<br>38.1 dBV/m  |
| Grid 4 M2<br>37.94 dBV/m | Grid 5 M2<br>38.03 dBV/m | Grid 6 M2<br>37.8 dBV/m  |
| Grid 7 M2<br>38.65 dBV/m | Grid 8 M2<br>38.72 dBV/m | Grid 9 M2<br>38.45 dBV/m |

**Cursor:**

Total = 38.72 dBV/m  
 E Category: M2  
 Location: 1, 21.5, 9.7 mm



0 dB = 86.29 V/m = 38.72 dBV/m

### 3500MHz Verification

Date : 2021-02-09

DUT: HAC Dipole 3500 MHz; Type: CD3500V3;

Communication System: UID 0, CW (0); Frequency: 3500 MHz;Duty Cycle: 1:1  
Medium parameters used:  $\sigma = 0$  S/m,  $\epsilon_r = 1$ ;  $\rho = 0$  kg/m<sup>3</sup>  
Phantom section: TCoil Section

DASY5 Configuration:

- Probe: EF3DV3 - SN4067; ConvF(1, 1, 1) @ 3500 MHz; Calibrated: 2021-01-25
- Sensor-Surface: (Fix Surface)
- Electronics: DAE4 Sn912; Calibrated: 2020-11-24
- Phantom: HAC Test Arch with AMCC
- Measurement SW: DASY52, Version 52.10 (4)

### Device E-Field measurement (E-field scan for ANSI C63.19-2007 & -2011 compliance)/E Scan - ER3D: 15 mm from Probe Center to the Device/Hearing Aid Compatibility Test (41x101x1):

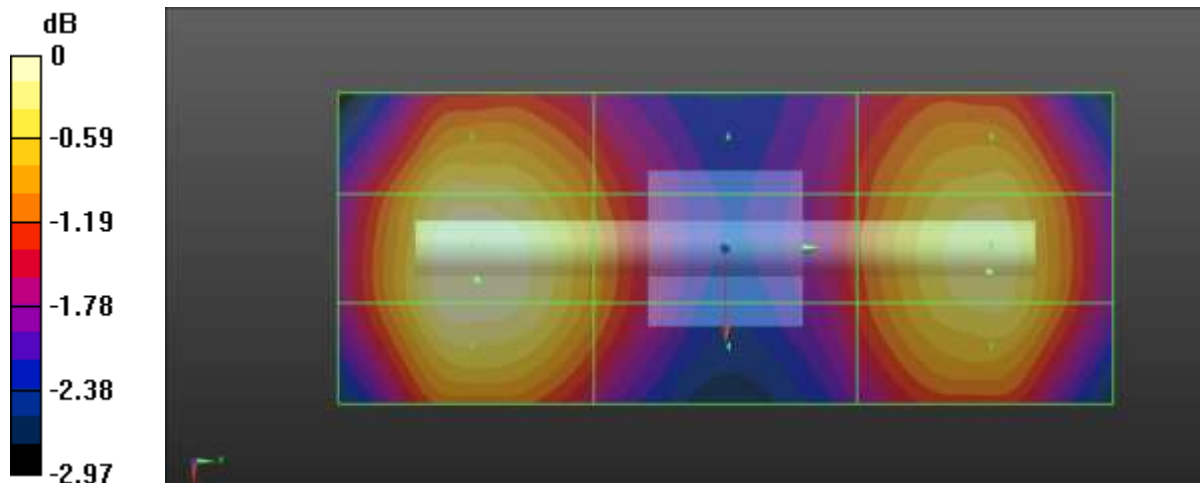
Interpolated grid: dx=0.5000 mm, dy=0.5000 mm  
Device Reference Point: 0, 0, -6.3 mm  
Reference Value = 78.08 V/m; Power Drift = 0.10 dB  
Applied MIF = 0.00 dB  
RF audio interference level = 38.56 dBV/m  
**Emission category: M2**

MIF scaled E-field

|                          |                          |                          |
|--------------------------|--------------------------|--------------------------|
| Grid 1 M2<br>38.5 dBV/m  | Grid 2 M2<br>38.56 dBV/m | Grid 3 M2<br>38.29 dBV/m |
| Grid 4 M2<br>37.66 dBV/m | Grid 5 M2<br>37.73 dBV/m | Grid 6 M2<br>37.53 dBV/m |
| Grid 7 M2<br>38.22 dBV/m | Grid 8 M2<br>38.28 dBV/m | Grid 9 M2<br>38.13 dBV/m |

### Cursor:

Total = 38.56 dBV/m  
E Category: M2  
Location: 2, -16, 9.7 mm



0 dB = 84.74 V/m = 38.56 dBV/m

## 21. Appendix D. Probe Calibration Data



**Calibration Laboratory of  
Schmid & Partner  
Engineering AG**  
Zeughausstrasse 43, 8004 Zurich, Switzerland



**S** Schweizerischer Kalibrierdienst  
**C** Service suisse d'étalonnage  
**S** Servizio svizzero di taratura  
**S** Swiss Calibration Service

Accredited by the Swiss Accreditation Service (SAS)  
The Swiss Accreditation Service is one of the signatories to the EA  
Multilateral Agreement for the recognition of calibration certificates

Accreditation No.: **SCS 0108**

Client **HCT (Dymstec)**

Certificate No: **EF3-4067\_Jan21**

**CALIBRATION CERTIFICATE**

|                          |                                                                                                                          |    |                      |                     |
|--------------------------|--------------------------------------------------------------------------------------------------------------------------|----|----------------------|---------------------|
| Object                   | EF3DV3- SN:4067                                                                                                          | 결재 | 담당자                  | 확인자                 |
| Calibration procedure(s) | QA CAL-02.v9, QA CAL-25.v7<br>Calibration procedure for E-field probes optimized for close near field evaluations in air |    | <i>JK</i>            | <i>JP</i>           |
| Calibration date:        | January 25, 2021                                                                                                         |    | DL 박성호<br>2021.02.08 | CS 최성<br>2021.02.08 |

This calibration certificate documents the traceability to national standards, which realize the physical units of measurements (SI).  
The measurements and the uncertainties with confidence probability are given on the following pages and are part of the certificate.

All calibrations have been conducted in the closed laboratory facility: environment temperature (22 ± 3)°C and humidity < 70%.

Calibration Equipment used (M&TE critical for calibration)

| Primary Standards          | ID               | Cal Date (Certificate No.)        | Scheduled Calibration  |
|----------------------------|------------------|-----------------------------------|------------------------|
| Power meter NRP            | SN: 104778       | 01-Apr-20 (No. 217-03100/03101)   | Apr-21                 |
| Power sensor NRP-Z91       | SN: 103244       | 01-Apr-20 (No. 217-03100)         | Apr-21                 |
| Power sensor NRP-Z91       | SN: 103245       | 01-Apr-20 (No. 217-03101)         | Apr-21                 |
| Reference 20 dB Attenuator | SN: CC2552 (20x) | 31-Mar-20 (No. 217-03106)         | Apr-21                 |
| DAE4                       | SN: 789          | 23-Dec-20 (No. DAE4-789_Dec20)    | Dec-21                 |
| Reference Probe ER3DV6     | SN: 2328         | 05-Oct-20 (No. ER3-2328_Oct20)    | Oct-21                 |
| Secondary Standards        | ID               | Check Date (in house)             | Scheduled Check        |
| Power meter E4419B         | SN: GB41293874   | 06-Apr-16 (in house check Jun-20) | In house check: Jun-22 |
| Power sensor E4412A        | SN: MY41498087   | 06-Apr-16 (in house check Jun-20) | In house check: Jun-22 |
| Power sensor E4412A        | SN: 000110210    | 06-Apr-16 (in house check Jun-20) | In house check: Jun-22 |
| RF generator HP 8648C      | SN: US3642U01700 | 04-Aug-99 (in house check Jun-20) | In house check: Jun-22 |
| Network Analyzer E8358A    | SN: US41080477   | 31-Mar-14 (in house check Oct-20) | In house check: Oct-21 |

|                |                        |                                   |                                    |
|----------------|------------------------|-----------------------------------|------------------------------------|
| Calibrated by: | Name<br>Jelon Kastrati | Function<br>Laboratory Technician | Signature<br><i>Jelon Kastrati</i> |
| Approved by:   | Name<br>Katja Pokovic  | Function<br>Technical Manager     | Signature<br><i>Katja Pokovic</i>  |

Issued: January 26, 2021

This calibration certificate shall not be reproduced except in full without written approval of the laboratory.

**Calibration Laboratory of  
Schmid & Partner  
Engineering AG**  
Zeughausstrasse 43, 8004 Zurich, Switzerland



**S** Schweizerischer Kalibrierdienst  
**S** Service suisse d'étalonnage  
**S** Servizio svizzero di taratura  
**S** Swiss Calibration Service

Accredited by the Swiss Accreditation Service (SAS)  
The Swiss Accreditation Service is one of the signatories to the EA  
Multilateral Agreement for the recognition of calibration certificates

Accreditation No.: **SCS 0108**

**Glossary:**

|                       |                                                                                                                                     |
|-----------------------|-------------------------------------------------------------------------------------------------------------------------------------|
| NORM <sub>x,y,z</sub> | sensitivity in free space                                                                                                           |
| DCP                   | diode compression point                                                                                                             |
| CF                    | crest factor (1/duty_cycle) of the RF signal                                                                                        |
| A, B, C, D            | modulation dependent linearization parameters                                                                                       |
| E <sub>n</sub>        | incident E-field orientation normal to probe axis                                                                                   |
| E <sub>p</sub>        | incident E-field orientation parallel to probe axis                                                                                 |
| Polarization φ        | φ rotation around probe axis                                                                                                        |
| Polarization θ        | θ rotation around an axis that is in the plane normal to probe axis (at measurement center),<br>i.e., θ = 0 is normal to probe axis |
| Connector Angle       | information used in DASY system to align probe sensor X to the robot coordinate system                                              |

**Calibration is Performed According to the Following Standards:**

- a) IEEE Std 1309-2005, "IEEE Standard for calibration of electromagnetic field sensors and probes, excluding antennas, from 9 kHz to 40 GHz", December 2005
- b) CTIA Test Plan for Hearing Aid Compatibility, Rev 3.1.1, May 2017

**Methods Applied and Interpretation of Parameters:**

- **NORM<sub>x,y,z</sub>**: Assessed for E-field polarization θ = 0 for XY sensors and θ = 90 for Z sensor (f ≤ 900 MHz in TEM-cell; f > 1800 MHz: R22 waveguide).
- **NORM(f)<sub>x,y,z</sub>** = NORM<sub>x,y,z</sub> \* frequency\_response (see Frequency Response Chart).
- **DCP<sub>x,y,z</sub>**: DCP are numerical linearization parameters assessed based on the data of power sweep with CW signal (no uncertainty required). DCP does not depend on frequency nor media.
- **PAR**: PAR is the Peak to Average Ratio that is not calibrated but determined based on the signal characteristics
- **A<sub>x,y,z</sub>; B<sub>x,y,z</sub>; C<sub>x,y,z</sub>; D<sub>x,y,z</sub>; VR<sub>x,y,z</sub>**: A, B, C, D are numerical linearization parameters assessed based on the data of power sweep for specific modulation signal. The parameters do not depend on frequency nor media. VR is the maximum calibration range expressed in RMS voltage across the diode.
- **Spherical isotropy (3D deviation from isotropy)**: in a locally homogeneous field realized using an open waveguide setup.
- **Sensor Offset**: The sensor offset corresponds to the offset of virtual measurement center from the probe tip (on probe axis). No tolerance required.
- **Connector Angle**: The angle is assessed using the information gained by determining the NORM<sub>x</sub> (no uncertainty required).

EF3DV3 – SN:4067

January 25, 2021

### DASY/EASY - Parameters of Probe: EF3DV3 - SN:4067

#### Basic Calibration Parameters

|                                              | Sensor X | Sensor Y | Sensor Z | Unc (k=2)    |
|----------------------------------------------|----------|----------|----------|--------------|
| Norm ( $\mu\text{V}/(\text{V}/\text{m})^2$ ) | 0.82     | 1.03     | 1.11     | $\pm 10.1\%$ |
| DCP (mV) <sup>§</sup>                        | 96.6     | 96.6     | 97.6     | -            |

#### Calibration results for Frequency Response (30 MHz – 6 GHz)

| Frequency MHz | Target E-Field V/m | Measured E-field (En) V/m | Deviation E-normal in % | Measured E-field (Ep) V/m | Deviation E-normal in % | Unc (k=2) % |
|---------------|--------------------|---------------------------|-------------------------|---------------------------|-------------------------|-------------|
| 30            | 77.2               | 77.2                      | 0.1%                    | 77.6                      | 0.5%                    | $\pm 5.1\%$ |
| 100           | 77.2               | 78.3                      | 1.4%                    | 77.9                      | 0.9%                    | $\pm 5.1\%$ |
| 450           | 77.2               | 78.3                      | 1.5%                    | 77.9                      | 0.9%                    | $\pm 5.1\%$ |
| 600           | 77.0               | 77.8                      | 1.1%                    | 77.4                      | 0.5%                    | $\pm 5.1\%$ |
| 750           | 77.1               | 77.8                      | 0.9%                    | 77.3                      | 0.3%                    | $\pm 5.1\%$ |
| 1800          | 143.1              | 139.5                     | -2.5%                   | 139.9                     | -2.2%                   | $\pm 5.1\%$ |
| 2000          | 135.0              | 131.8                     | -2.4%                   | 131.9                     | -2.3%                   | $\pm 5.1\%$ |
| 2200          | 127.7              | 123.9                     | -3.0%                   | 125.1                     | -2.0%                   | $\pm 5.1\%$ |
| 2500          | 125.5              | 122.8                     | -2.1%                   | 124.0                     | -1.2%                   | $\pm 5.1\%$ |
| 3000          | 79.4               | 75.9                      | -4.4%                   | 77.1                      | -3.0%                   | $\pm 5.1\%$ |
| 3500          | 256.1              | 242.2                     | -4.9%                   | 239.9                     | -4.9%                   | $\pm 5.1\%$ |
| 3700          | 249.2              | 236.6                     | -5.0%                   | 235.9                     | -4.9%                   | $\pm 5.1\%$ |
| 5200          | 50.9               | 51.6                      | 1.4%                    | 51.7                      | 1.7%                    | $\pm 5.1\%$ |
| 5500          | 47.0               | 46.8                      | -0.3%                   | 48.3                      | 2.8%                    | $\pm 5.1\%$ |
| 5800          | 48.9               | 48.7                      | -0.4%                   | 47.2                      | -3.4%                   | $\pm 5.1\%$ |

The reported uncertainty of measurement is stated as the standard uncertainty of measurement multiplied by the coverage factor k=2, which for a normal distribution corresponds to a coverage probability of approximately 95%.

<sup>§</sup> Numerical linearization parameter: uncertainty not required.  
<sup>§</sup> Uncertainty is determined using the max. deviation from linear response applying rectangular distribution and is expressed for the square of the field value.

EF3DV3 – SN:4067

January 25, 2021

### DASY/EASY - Parameters of Probe: EF3DV3 - SN:4067

#### Calibration Results for Modulation Response

| UID       | Communication System Name   |   | A<br>dB | B<br>dB/μV | C     | D<br>dB | VR<br>mV | Max<br>dev. | Max<br>Unc <sup>E</sup><br>(k=2) |
|-----------|-----------------------------|---|---------|------------|-------|---------|----------|-------------|----------------------------------|
| 0         | CW                          | X | 0.00    | 0.00       | 1.00  | 0.00    | 129.7    | ± 3.5 %     | ± 4.7 %                          |
|           |                             | Y | 0.00    | 0.00       | 1.00  |         | 150.2    |             |                                  |
|           |                             | Z | 0.00    | 0.00       | 1.00  |         | 120.3    |             |                                  |
| 10352-AAA | Pulse Waveform (200Hz, 10%) | X | 2.66    | 65.87      | 9.86  | 10.00   | 60.0     | ± 2.7 %     | ± 9.6 %                          |
|           |                             | Y | 20.00   | 92.69      | 22.18 |         | 60.0     |             |                                  |
|           |                             | Z | 3.23    | 67.81      | 10.88 |         | 60.0     |             |                                  |
| 10353-AAA | Pulse Waveform (200Hz, 20%) | X | 1.38    | 63.79      | 8.00  | 6.99    | 80.0     | ± 0.9 %     | ± 9.6 %                          |
|           |                             | Y | 20.00   | 94.02      | 21.55 |         | 80.0     |             |                                  |
|           |                             | Z | 1.89    | 66.55      | 9.43  |         | 80.0     |             |                                  |
| 10354-AAA | Pulse Waveform (200Hz, 40%) | X | 0.76    | 63.62      | 7.17  | 3.98    | 95.0     | ± 0.8 %     | ± 9.6 %                          |
|           |                             | Y | 20.00   | 95.75      | 20.85 |         | 95.0     |             |                                  |
|           |                             | Z | 2.03    | 70.94      | 10.27 |         | 95.0     |             |                                  |
| 10355-AAA | Pulse Waveform (200Hz, 60%) | X | 20.00   | 85.70      | 13.19 | 2.22    | 120.0    | ± 0.9 %     | ± 9.6 %                          |
|           |                             | Y | 20.00   | 98.66      | 20.90 |         | 120.0    |             |                                  |
|           |                             | Z | 20.00   | 91.11      | 15.68 |         | 120.0    |             |                                  |
| 10387-AAA | QPSK Waveform, 1 MHz        | X | 1.93    | 70.73      | 16.97 | 1.00    | 150.0    | ± 2.1 %     | ± 9.6 %                          |
|           |                             | Y | 1.83    | 67.35      | 15.58 |         | 150.0    |             |                                  |
|           |                             | Z | 1.78    | 69.74      | 16.29 |         | 150.0    |             |                                  |
| 10388-AAA | QPSK Waveform, 10 MHz       | X | 2.33    | 69.68      | 16.92 | 0.00    | 150.0    | ± 1.1 %     | ± 9.6 %                          |
|           |                             | Y | 2.32    | 68.40      | 15.94 |         | 150.0    |             |                                  |
|           |                             | Z | 2.24    | 69.12      | 16.52 |         | 150.0    |             |                                  |
| 10396-AAA | 64-QAM Waveform, 100 kHz    | X | 2.24    | 68.70      | 18.50 | 3.01    | 150.0    | ± 1.6 %     | ± 9.6 %                          |
|           |                             | Y | 2.90    | 70.68      | 19.22 |         | 150.0    |             |                                  |
|           |                             | Z | 1.80    | 64.75      | 16.43 |         | 150.0    |             |                                  |
| 10399-AAA | 64-QAM Waveform, 40 MHz     | X | 3.46    | 67.24      | 16.08 | 0.00    | 150.0    | ± 1.3 %     | ± 9.6 %                          |
|           |                             | Y | 3.46    | 66.69      | 15.62 |         | 150.0    |             |                                  |
|           |                             | Z | 3.43    | 67.15      | 15.94 |         | 150.0    |             |                                  |
| 10414-AAA | WLAN CCDF, 64-QAM, 40MHz    | X | 4.68    | 65.70      | 15.73 | 0.00    | 150.0    | ± 2.5 %     | ± 9.6 %                          |
|           |                             | Y | 4.81    | 65.32      | 15.43 |         | 150.0    |             |                                  |
|           |                             | Z | 4.67    | 65.83      | 15.71 |         | 150.0    |             |                                  |

Note: For details on UID parameters see Appendix

The reported uncertainty of measurement is stated as the standard uncertainty of measurement multiplied by the coverage factor k=2, which for a normal distribution corresponds to a coverage probability of approximately 95%.

<sup>¶</sup> Numerical linearization parameter: uncertainty not required.

<sup>Ⓞ</sup> Uncertainty is determined using the max. deviation from linear response applying rectangular distribution and is expressed for the square of the field value.

EF3DV3 – SN:4067

January 25, 2021

## DASY/EASY - Parameters of Probe: EF3DV3 - SN:4067

### Sensor Frequency Model Parameters

|                      | Sensor X | Sensor Y | Sensor Z |
|----------------------|----------|----------|----------|
| Frequency Corr. (LF) | 0.00     | 0.05     | 5.40     |
| Frequency Corr. (HF) | 2.82     | 2.82     | 2.82     |

### Sensor Model Parameters

|   | C1<br>fF | C2<br>fF | $\alpha$<br>V <sup>-1</sup> | T1<br>ms.V <sup>-2</sup> | T2<br>ms.V <sup>-1</sup> | T3<br>ms | T4<br>V <sup>-2</sup> | T5<br>V <sup>-1</sup> | T6   |
|---|----------|----------|-----------------------------|--------------------------|--------------------------|----------|-----------------------|-----------------------|------|
| X | 35.8     | 233.58   | 36.13                       | 4.75                     | 0.02                     | 4.96     | 0.55                  | 0.05                  | 1.00 |
| Y | 51.8     | 342.15   | 36.67                       | 13.34                    | 0.53                     | 5.07     | 0.34                  | 0.32                  | 1.01 |
| Z | 32.7     | 211.71   | 35.44                       | 3.88                     | 0.02                     | 4.96     | 0.00                  | 0.07                  | 1.00 |

### Other Probe Parameters


|                                         |             |
|-----------------------------------------|-------------|
| Sensor Arrangement                      | Rectangular |
| Connector Angle (°)                     | -98.9       |
| Mechanical Surface Detection Mode       | enabled     |
| Optical Surface Detection Mode          | disabled    |
| Probe Overall Length                    | 337 mm      |
| Probe Body Diameter                     | 12 mm       |
| Tip Length                              | 25 mm       |
| Tip Diameter                            | 4 mm        |
| Probe Tip to Sensor X Calibration Point | 1.5 mm      |
| Probe Tip to Sensor Y Calibration Point | 1.5 mm      |
| Probe Tip to Sensor Z Calibration Point | 1.5 mm      |

EF3DV3 – SN:4067


January 25, 2021

Receiving Pattern ( $\phi$ ),  $\theta = 0^\circ$

f=600 MHz, TEM,  $0^\circ$




f=1800 MHz, R22,  $0^\circ$




Receiving Pattern ( $\phi$ ),  $\theta = 90^\circ$

f=600 MHz, TEM,  $90^\circ$



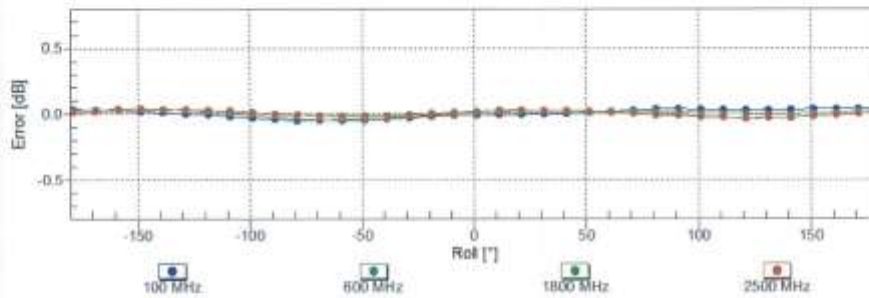
f=1800 MHz, R22,  $90^\circ$



EF3DV3 – SN:4067

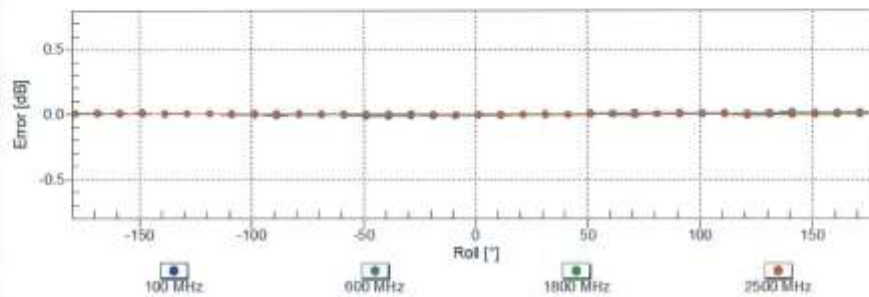
January 25, 2021

### Receiving Pattern ( $\phi$ ), $\vartheta = 0^\circ$



Uncertainty of Axial Isotropy Assessment:  $\pm 0.5\%$  (k=2)

### Receiving Pattern ( $\phi$ ), $\vartheta = 90^\circ$

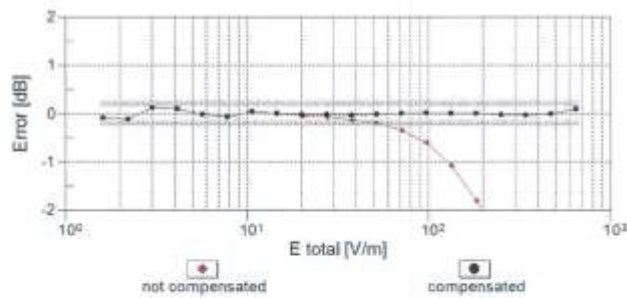
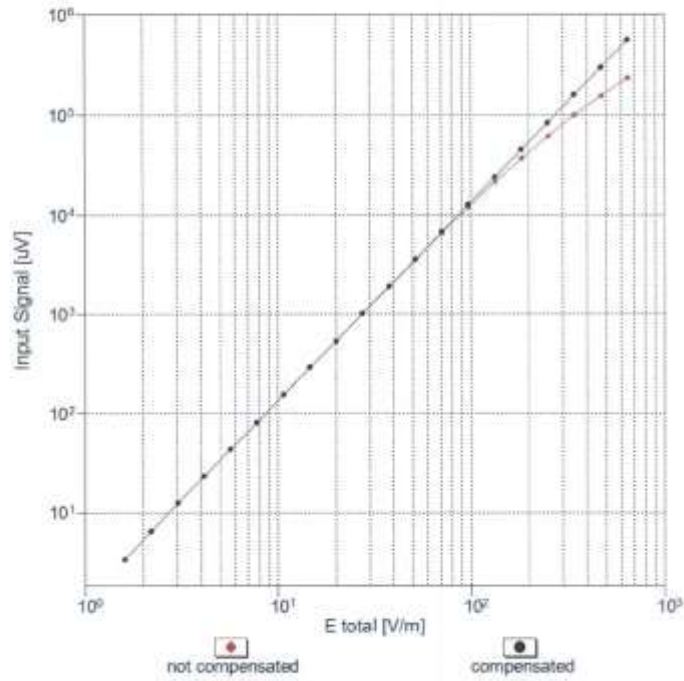


Uncertainty of Axial Isotropy Assessment:  $\pm 0.5\%$  (k=2)

EF3DV3 – SN:4067

January 25, 2021

### Dynamic Range f(E-field) (TEM cell, f = 900 MHz)



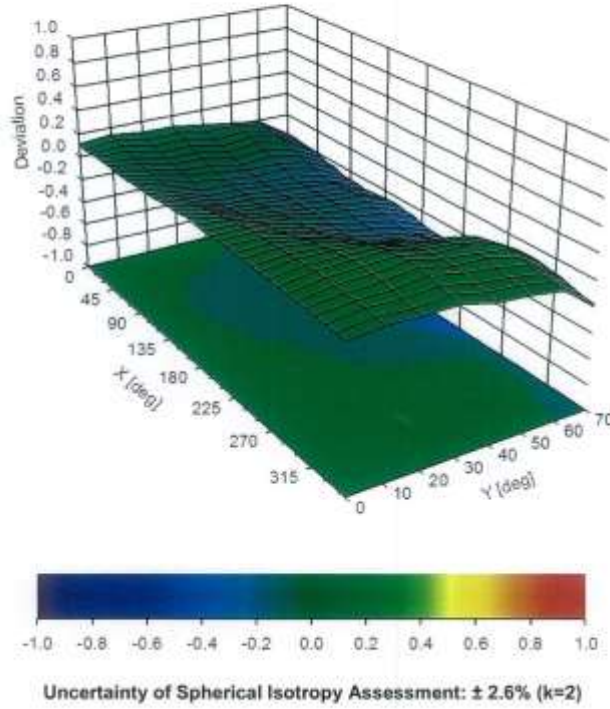
Uncertainty of Linearity Assessment: ± 0.6% (k=2)



EF3DV3 – SN:4067

January 25, 2021

### Deviation from Isotropy in Air Error ( $\phi, \theta$ ), $f = 900$ MHz



EF30V3 – SN:4067

January 25, 2021

**Appendix: Modulation Calibration Parameters**

| UID   | Rev | Communication System Name                           | Group     | PAR (dB) | Unc <sup>2</sup> (k=2) |
|-------|-----|-----------------------------------------------------|-----------|----------|------------------------|
| 0     |     | CW                                                  | CW        | 0.00     | ± 4.7 %                |
| 10010 | CAA | SAR Validation (Square, 100ms, 10ms)                | Test      | 10.00    | ± 9.6 %                |
| 10011 | CAB | UMTS-FDD (WCDMA)                                    | WCDMA     | 2.91     | ± 9.6 %                |
| 10012 | CAB | IEEE 802.11b WiFi 2.4 GHz (DSSS, 1 Mbps)            | WLAN      | 1.87     | ± 9.6 %                |
| 10013 | CAB | IEEE 802.11g WiFi 2.4 GHz (DSSS-OFDM, 6 Mbps)       | WLAN      | 9.46     | ± 9.6 %                |
| 10021 | DAC | GSM-FDD (TDMA, GMSK)                                | GSM       | 9.39     | ± 9.6 %                |
| 10023 | DAC | GPRS-FDD (TDMA, GMSK, TN 0)                         | GSM       | 9.57     | ± 9.6 %                |
| 10024 | DAC | GPRS-FDD (TDMA, GMSK, TN 0-1)                       | GSM       | 6.56     | ± 9.6 %                |
| 10025 | DAC | EDGE-FDD (TDMA, 8PSK, TN 0)                         | GSM       | 12.62    | ± 9.6 %                |
| 10026 | DAC | EDGE-FDD (TDMA, 8PSK, TN 0-1)                       | GSM       | 9.55     | ± 9.6 %                |
| 10027 | DAC | GPRS-FDD (TDMA, GMSK, TN 0-1-2)                     | GSM       | 4.80     | ± 9.6 %                |
| 10028 | DAC | GPRS-FDD (TDMA, GMSK, TN 0-1-2-3)                   | GSM       | 3.55     | ± 9.6 %                |
| 10029 | DAC | EDGE-FDD (TDMA, 8PSK, TN 0-1-2)                     | GSM       | 7.78     | ± 9.6 %                |
| 10030 | CAA | IEEE 802.15.1 Bluetooth (GFSK, DH1)                 | Bluetooth | 5.30     | ± 9.6 %                |
| 10031 | CAA | IEEE 802.15.1 Bluetooth (GFSK, DH3)                 | Bluetooth | 1.87     | ± 9.6 %                |
| 10032 | CAA | IEEE 802.15.1 Bluetooth (GFSK, DH5)                 | Bluetooth | 1.16     | ± 9.6 %                |
| 10033 | CAA | IEEE 802.15.1 Bluetooth (Pi/4-DQPSK, DH1)           | Bluetooth | 7.74     | ± 9.6 %                |
| 10034 | CAA | IEEE 802.15.1 Bluetooth (Pi/4-DQPSK, DH3)           | Bluetooth | 4.53     | ± 9.6 %                |
| 10035 | CAA | IEEE 802.15.1 Bluetooth (Pi/4-DQPSK, DH5)           | Bluetooth | 3.83     | ± 9.6 %                |
| 10036 | CAA | IEEE 802.15.1 Bluetooth (8-DPSK, DH1)               | Bluetooth | 8.01     | ± 9.6 %                |
| 10037 | CAA | IEEE 802.15.1 Bluetooth (8-DPSK, DH3)               | Bluetooth | 4.77     | ± 9.6 %                |
| 10038 | CAA | IEEE 802.15.1 Bluetooth (8-DPSK, DH5)               | Bluetooth | 4.10     | ± 9.6 %                |
| 10039 | CAB | CDMA2000 (1xRTT, RC1)                               | CDMA2000  | 4.57     | ± 9.6 %                |
| 10042 | CAB | IS-54 / IS-136 FDD (TDMA/FDM, Pi/4-DQPSK, Halfrate) | AMPS      | 7.78     | ± 9.6 %                |
| 10044 | CAA | IS-91/EIA/TIA-553 FDD (FDMA, FM)                    | AMPS      | 0.00     | ± 9.6 %                |
| 10048 | CAA | DECT (TDD, TDMA/FDM, GFSK, Full Slot, 24)           | DECT      | 13.80    | ± 9.6 %                |
| 10049 | CAA | DECT (TDD, TDMA/FDM, GFSK, Double Slot, 12)         | DECT      | 10.79    | ± 9.6 %                |
| 10056 | CAA | UMTS-TDD (TD-SCDMA, 1.28 Mcps)                      | TD-SCDMA  | 11.01    | ± 9.6 %                |
| 10058 | DAC | EDGE-FDD (TDMA, 8PSK, TN 0-1-2-3)                   | GSM       | 6.52     | ± 9.6 %                |
| 10059 | CAB | IEEE 802.11b WiFi 2.4 GHz (DSSS, 2 Mbps)            | WLAN      | 2.12     | ± 9.6 %                |
| 10060 | CAB | IEEE 802.11b WiFi 2.4 GHz (DSSS, 5.5 Mbps)          | WLAN      | 2.83     | ± 9.6 %                |
| 10061 | CAB | IEEE 802.11b WiFi 2.4 GHz (DSSS, 11 Mbps)           | WLAN      | 3.60     | ± 9.6 %                |
| 10062 | CAD | IEEE 802.11a/h WiFi 5 GHz (OFDM, 6 Mbps)            | WLAN      | 8.68     | ± 9.6 %                |
| 10063 | CAD | IEEE 802.11a/h WiFi 5 GHz (OFDM, 9 Mbps)            | WLAN      | 8.63     | ± 9.6 %                |
| 10064 | CAD | IEEE 802.11a/h WiFi 5 GHz (OFDM, 12 Mbps)           | WLAN      | 9.09     | ± 9.6 %                |
| 10065 | CAD | IEEE 802.11a/h WiFi 5 GHz (OFDM, 18 Mbps)           | WLAN      | 9.00     | ± 9.6 %                |
| 10066 | CAD | IEEE 802.11a/h WiFi 5 GHz (OFDM, 24 Mbps)           | WLAN      | 9.38     | ± 9.6 %                |
| 10067 | CAD | IEEE 802.11a/h WiFi 5 GHz (OFDM, 36 Mbps)           | WLAN      | 10.12    | ± 9.6 %                |
| 10068 | CAD | IEEE 802.11a/h WiFi 5 GHz (OFDM, 48 Mbps)           | WLAN      | 10.24    | ± 9.6 %                |
| 10069 | CAD | IEEE 802.11a/h WiFi 5 GHz (OFDM, 54 Mbps)           | WLAN      | 10.56    | ± 9.6 %                |
| 10071 | CAB | IEEE 802.11g WiFi 2.4 GHz (DSSS/OFDM, 9 Mbps)       | WLAN      | 9.83     | ± 9.6 %                |
| 10072 | CAB | IEEE 802.11g WiFi 2.4 GHz (DSSS/OFDM, 12 Mbps)      | WLAN      | 9.62     | ± 9.6 %                |
| 10073 | CAB | IEEE 802.11g WiFi 2.4 GHz (DSSS/OFDM, 18 Mbps)      | WLAN      | 9.94     | ± 9.6 %                |
| 10074 | CAB | IEEE 802.11g WiFi 2.4 GHz (DSSS/OFDM, 24 Mbps)      | WLAN      | 10.30    | ± 9.6 %                |
| 10075 | CAB | IEEE 802.11g WiFi 2.4 GHz (DSSS/OFDM, 36 Mbps)      | WLAN      | 10.77    | ± 9.6 %                |
| 10076 | CAB | IEEE 802.11g WiFi 2.4 GHz (DSSS/OFDM, 48 Mbps)      | WLAN      | 10.94    | ± 9.6 %                |
| 10077 | CAB | IEEE 802.11g WiFi 2.4 GHz (DSSS/OFDM, 54 Mbps)      | WLAN      | 11.00    | ± 9.6 %                |
| 10081 | CAB | CDMA2000 (1xRTT, RC3)                               | CDMA2000  | 3.97     | ± 9.6 %                |
| 10082 | CAB | IS-54 / IS-136 FDD (TDMA/FDM, Pi/4-DQPSK, Fullrate) | AMPS      | 4.77     | ± 9.6 %                |
| 10090 | DAC | GPRS-FDD (TDMA, GMSK, TN 0-4)                       | GSM       | 6.56     | ± 9.6 %                |
| 10097 | CAC | UMTS-FDD (HSDPA)                                    | WCDMA     | 3.98     | ± 9.6 %                |
| 10098 | DAC | UMTS-FDD (HSUPA, Subtest 2)                         | WCDMA     | 3.98     | ± 9.6 %                |

EF3DV3 – SN-4067

January 25, 2021

|       |     |                                                |         |       |         |
|-------|-----|------------------------------------------------|---------|-------|---------|
| 10099 | CAC | EDGE-FDD (TDMA, 8PSK, TN D-4)                  | GSM     | 9.55  | ± 9.6 % |
| 10100 | CAC | LTE-FDD (SC-FDMA, 100% RB, 20 MHz, QPSK)       | LTE-FDD | 5.67  | ± 9.6 % |
| 10101 | CAB | LTE-FDD (SC-FDMA, 100% RB, 20 MHz, 16-QAM)     | LTE-FDD | 6.42  | ± 9.6 % |
| 10102 | CAB | LTE-FDD (SC-FDMA, 100% RB, 20 MHz, 64-QAM)     | LTE-FDD | 6.60  | ± 9.6 % |
| 10103 | DAC | LTE-TDD (SC-FDMA, 100% RB, 20 MHz, QPSK)       | LTE-TDD | 9.29  | ± 9.6 % |
| 10104 | CAE | LTE-TDD (SC-FDMA, 100% RB, 20 MHz, 16-QAM)     | LTE-TDD | 9.97  | ± 9.6 % |
| 10105 | CAE | LTE-TDD (SC-FDMA, 100% RB, 20 MHz, 64-QAM)     | LTE-TDD | 10.01 | ± 9.6 % |
| 10108 | CAE | LTE-FDD (SC-FDMA, 100% RB, 10 MHz, QPSK)       | LTE-FDD | 5.80  | ± 9.6 % |
| 10109 | CAG | LTE-FDD (SC-FDMA, 100% RB, 10 MHz, 16-QAM)     | LTE-FDD | 6.43  | ± 9.6 % |
| 10110 | CAG | LTE-FDD (SC-FDMA, 100% RB, 5 MHz, QPSK)        | LTE-FDD | 5.75  | ± 9.6 % |
| 10111 | CAG | LTE-FDD (SC-FDMA, 100% RB, 5 MHz, 16-QAM)      | LTE-FDD | 6.44  | ± 9.6 % |
| 10112 | CAG | LTE-FDD (SC-FDMA, 100% RB, 10 MHz, 64-QAM)     | LTE-FDD | 6.59  | ± 9.6 % |
| 10113 | CAG | LTE-FDD (SC-FDMA, 100% RB, 5 MHz, 64-QAM)      | LTE-FDD | 6.62  | ± 9.6 % |
| 10114 | CAG | IEEE 802.11n (HT Greenfield, 13.5 Mbps, BPSK)  | WLAN    | 8.10  | ± 9.6 % |
| 10115 | CAG | IEEE 802.11n (HT Greenfield, 81 Mbps, 16-QAM)  | WLAN    | 8.46  | ± 9.6 % |
| 10116 | CAG | IEEE 802.11n (HT Greenfield, 135 Mbps, 64-QAM) | WLAN    | 8.15  | ± 9.6 % |
| 10117 | CAG | IEEE 802.11n (HT Mixed, 13.5 Mbps, BPSK)       | WLAN    | 8.07  | ± 9.6 % |
| 10118 | CAD | IEEE 802.11n (HT Mixed, 81 Mbps, 16-QAM)       | WLAN    | 8.59  | ± 9.6 % |
| 10119 | CAD | IEEE 802.11n (HT Mixed, 135 Mbps, 64-QAM)      | WLAN    | 8.13  | ± 9.6 % |
| 10140 | CAD | LTE-FDD (SC-FDMA, 100% RB, 15 MHz, 16-QAM)     | LTE-FDD | 6.49  | ± 9.6 % |
| 10141 | CAD | LTE-FDD (SC-FDMA, 100% RB, 15 MHz, 64-QAM)     | LTE-FDD | 6.53  | ± 9.6 % |
| 10142 | CAD | LTE-FDD (SC-FDMA, 100% RB, 3 MHz, QPSK)        | LTE-FDD | 5.73  | ± 9.6 % |
| 10143 | CAD | LTE-FDD (SC-FDMA, 100% RB, 3 MHz, 16-QAM)      | LTE-FDD | 6.35  | ± 9.6 % |
| 10144 | CAC | LTE-FDD (SC-FDMA, 100% RB, 3 MHz, 64-QAM)      | LTE-FDD | 6.65  | ± 9.6 % |
| 10145 | CAC | LTE-FDD (SC-FDMA, 100% RB, 1.4 MHz, QPSK)      | LTE-FDD | 5.76  | ± 9.6 % |
| 10146 | CAC | LTE-FDD (SC-FDMA, 100% RB, 1.4 MHz, 16-QAM)    | LTE-FDD | 6.41  | ± 9.6 % |
| 10147 | CAC | LTE-FDD (SC-FDMA, 100% RB, 1.4 MHz, 64-QAM)    | LTE-FDD | 6.72  | ± 9.6 % |
| 10149 | CAE | LTE-FDD (SC-FDMA, 50% RB, 20 MHz, 16-QAM)      | LTE-FDD | 6.42  | ± 9.6 % |
| 10150 | CAE | LTE-FDD (SC-FDMA, 50% RB, 20 MHz, 64-QAM)      | LTE-FDD | 6.60  | ± 9.6 % |
| 10151 | CAE | LTE-TDD (SC-FDMA, 50% RB, 20 MHz, QPSK)        | LTE-TDD | 9.28  | ± 9.6 % |
| 10152 | CAE | LTE-TDD (SC-FDMA, 50% RB, 20 MHz, 16-QAM)      | LTE-TDD | 9.92  | ± 9.6 % |
| 10153 | CAE | LTE-TDD (SC-FDMA, 50% RB, 20 MHz, 64-QAM)      | LTE-TDD | 10.05 | ± 9.6 % |
| 10154 | CAF | LTE-FDD (SC-FDMA, 50% RB, 10 MHz, QPSK)        | LTE-FDD | 5.75  | ± 9.6 % |
| 10155 | CAF | LTE-FDD (SC-FDMA, 50% RB, 10 MHz, 16-QAM)      | LTE-FDD | 6.43  | ± 9.6 % |
| 10156 | CAF | LTE-FDD (SC-FDMA, 50% RB, 5 MHz, QPSK)         | LTE-FDD | 5.79  | ± 9.6 % |
| 10157 | CAE | LTE-FDD (SC-FDMA, 50% RB, 5 MHz, 16-QAM)       | LTE-FDD | 6.49  | ± 9.6 % |
| 10158 | CAE | LTE-FDD (SC-FDMA, 50% RB, 10 MHz, 64-QAM)      | LTE-FDD | 6.62  | ± 9.6 % |
| 10159 | CAG | LTE-FDD (SC-FDMA, 50% RB, 5 MHz, 64-QAM)       | LTE-FDD | 6.56  | ± 9.6 % |
| 10160 | CAG | LTE-FDD (SC-FDMA, 50% RB, 15 MHz, QPSK)        | LTE-FDD | 5.82  | ± 9.6 % |
| 10161 | CAG | LTE-FDD (SC-FDMA, 50% RB, 15 MHz, 16-QAM)      | LTE-FDD | 6.43  | ± 9.6 % |
| 10162 | CAG | LTE-FDD (SC-FDMA, 50% RB, 15 MHz, 64-QAM)      | LTE-FDD | 6.58  | ± 9.6 % |
| 10166 | CAG | LTE-FDD (SC-FDMA, 50% RB, 1.4 MHz, QPSK)       | LTE-FDD | 5.46  | ± 9.6 % |
| 10167 | CAG | LTE-FDD (SC-FDMA, 50% RB, 1.4 MHz, 16-QAM)     | LTE-FDD | 6.21  | ± 9.6 % |
| 10168 | CAG | LTE-FDD (SC-FDMA, 50% RB, 1.4 MHz, 64-QAM)     | LTE-FDD | 6.79  | ± 9.6 % |
| 10169 | CAG | LTE-FDD (SC-FDMA, 1 RB, 20 MHz, QPSK)          | LTE-FDD | 5.73  | ± 9.6 % |
| 10170 | CAG | LTE-FDD (SC-FDMA, 1 RB, 20 MHz, 16-QAM)        | LTE-FDD | 6.52  | ± 9.6 % |
| 10171 | CAE | LTE-FDD (SC-FDMA, 1 RB, 20 MHz, 64-QAM)        | LTE-FDD | 6.49  | ± 9.6 % |
| 10172 | CAE | LTE-TDD (SC-FDMA, 1 RB, 20 MHz, QPSK)          | LTE-TDD | 9.21  | ± 9.6 % |
| 10173 | CAE | LTE-TDD (SC-FDMA, 1 RB, 20 MHz, 16-QAM)        | LTE-TDD | 9.48  | ± 9.6 % |
| 10174 | CAF | LTE-TDD (SC-FDMA, 1 RB, 20 MHz, 64-QAM)        | LTE-TDD | 10.25 | ± 9.6 % |
| 10175 | CAF | LTE-FDD (SC-FDMA, 1 RB, 10 MHz, QPSK)          | LTE-FDD | 5.72  | ± 9.6 % |
| 10176 | CAF | LTE-FDD (SC-FDMA, 1 RB, 10 MHz, 16-QAM)        | LTE-FDD | 6.52  | ± 9.6 % |
| 10177 | CAE | LTE-FDD (SC-FDMA, 1 RB, 5 MHz, QPSK)           | LTE-FDD | 5.73  | ± 9.6 % |
| 10178 | CAE | LTE-FDD (SC-FDMA, 1 RB, 5 MHz, 16-QAM)         | LTE-FDD | 6.52  | ± 9.6 % |
| 10179 | AAE | LTE-FDD (SC-FDMA, 1 RB, 10 MHz, 64-QAM)        | LTE-FDD | 6.50  | ± 9.6 % |
| 10180 | CAG | LTE-FDD (SC-FDMA, 1 RB, 5 MHz, 64-QAM)         | LTE-FDD | 6.50  | ± 9.6 % |

EF3DV3 – SN:4067

January 25, 2021

|       |     |                                               |         |       |         |
|-------|-----|-----------------------------------------------|---------|-------|---------|
| 10181 | CAG | LTE-FDD (SC-FDMA, 1 RB, 15 MHz, QPSK)         | LTE-FDD | 5.72  | ± 9.6 % |
| 10182 | CAG | LTE-FDD (SC-FDMA, 1 RB, 15 MHz, 16-QAM)       | LTE-FDD | 6.52  | ± 9.6 % |
| 10183 | CAG | LTE-FDD (SC-FDMA, 1 RB, 15 MHz, 64-QAM)       | LTE-FDD | 6.50  | ± 9.6 % |
| 10184 | CAG | LTE-FDD (SC-FDMA, 1 RB, 3 MHz, QPSK)          | LTE-FDD | 5.73  | ± 9.6 % |
| 10185 | CAI | LTE-FDD (SC-FDMA, 1 RB, 3 MHz, 16-QAM)        | LTE-FDD | 6.51  | ± 9.6 % |
| 10186 | CAG | LTE-FDD (SC-FDMA, 1 RB, 3 MHz, 64-QAM)        | LTE-FDD | 6.50  | ± 9.6 % |
| 10187 | CAG | LTE-FDD (SC-FDMA, 1 RB, 1.4 MHz, QPSK)        | LTE-FDD | 5.73  | ± 9.6 % |
| 10188 | CAG | LTE-FDD (SC-FDMA, 1 RB, 1.4 MHz, 16-QAM)      | LTE-FDD | 6.52  | ± 9.6 % |
| 10189 | CAE | LTE-FDD (SC-FDMA, 1 RB, 1.4 MHz, 64-QAM)      | LTE-FDD | 6.50  | ± 9.6 % |
| 10193 | CAE | IEEE 802.11n (HT Greenfield, 6.5 Mbps, BPSK)  | WLAN    | 8.09  | ± 9.6 % |
| 10194 | AAD | IEEE 802.11n (HT Greenfield, 39 Mbps, 16-QAM) | WLAN    | 8.12  | ± 9.6 % |
| 10195 | CAE | IEEE 802.11n (HT Greenfield, 65 Mbps, 64-QAM) | WLAN    | 8.21  | ± 9.6 % |
| 10196 | CAE | IEEE 802.11n (HT Mixed, 6.5 Mbps, BPSK)       | WLAN    | 8.10  | ± 9.6 % |
| 10197 | AAE | IEEE 802.11n (HT Mixed, 39 Mbps, 16-QAM)      | WLAN    | 8.13  | ± 9.6 % |
| 10198 | CAF | IEEE 802.11n (HT Mixed, 65 Mbps, 64-QAM)      | WLAN    | 8.27  | ± 9.6 % |
| 10219 | CAF | IEEE 802.11n (HT Mixed, 7.2 Mbps, BPSK)       | WLAN    | 8.03  | ± 9.6 % |
| 10220 | AAF | IEEE 802.11n (HT Mixed, 43.3 Mbps, 16-QAM)    | WLAN    | 8.13  | ± 9.6 % |
| 10221 | CAC | IEEE 802.11n (HT Mixed, 72.2 Mbps, 64-QAM)    | WLAN    | 8.27  | ± 9.6 % |
| 10222 | CAC | IEEE 802.11n (HT Mixed, 15 Mbps, BPSK)        | WLAN    | 8.06  | ± 9.6 % |
| 10223 | CAD | IEEE 802.11n (HT Mixed, 90 Mbps, 16-QAM)      | WLAN    | 8.48  | ± 9.6 % |
| 10224 | CAD | IEEE 802.11n (HT Mixed, 150 Mbps, 64-QAM)     | WLAN    | 8.08  | ± 9.6 % |
| 10225 | CAD | UMTS-FDD (HSPA+)                              | WCDMA   | 5.97  | ± 9.6 % |
| 10226 | CAD | LTE-TDD (SC-FDMA, 1 RB, 1.4 MHz, 16-QAM)      | LTE-TDD | 9.49  | ± 9.6 % |
| 10227 | CAD | LTE-TDD (SC-FDMA, 1 RB, 1.4 MHz, 64-QAM)      | LTE-TDD | 10.26 | ± 9.6 % |
| 10228 | CAD | LTE-TDD (SC-FDMA, 1 RB, 1.4 MHz, QPSK)        | LTE-TDD | 9.22  | ± 9.6 % |
| 10229 | DAC | LTE-TDD (SC-FDMA, 1 RB, 3 MHz, 16-QAM)        | LTE-TDD | 9.48  | ± 9.6 % |
| 10230 | CAC | LTE-TDD (SC-FDMA, 1 RB, 3 MHz, 64-QAM)        | LTE-TDD | 10.25 | ± 9.6 % |
| 10231 | CAC | LTE-TDD (SC-FDMA, 1 RB, 3 MHz, QPSK)          | LTE-TDD | 9.19  | ± 9.6 % |
| 10232 | CAD | LTE-TDD (SC-FDMA, 1 RB, 5 MHz, 16-QAM)        | LTE-TDD | 9.48  | ± 9.6 % |
| 10233 | CAD | LTE-TDD (SC-FDMA, 1 RB, 5 MHz, 64-QAM)        | LTE-TDD | 10.25 | ± 9.6 % |
| 10234 | CAD | LTE-TDD (SC-FDMA, 1 RB, 5 MHz, QPSK)          | LTE-TDD | 9.21  | ± 9.6 % |
| 10235 | CAD | LTE-TDD (SC-FDMA, 1 RB, 10 MHz, 16-QAM)       | LTE-TDD | 9.48  | ± 9.6 % |
| 10236 | CAD | LTE-TDD (SC-FDMA, 1 RB, 10 MHz, 64-QAM)       | LTE-TDD | 10.25 | ± 9.6 % |
| 10237 | CAD | LTE-TDD (SC-FDMA, 1 RB, 10 MHz, QPSK)         | LTE-TDD | 9.21  | ± 9.6 % |
| 10238 | CAB | LTE-TDD (SC-FDMA, 1 RB, 15 MHz, 16-QAM)       | LTE-TDD | 9.48  | ± 9.6 % |
| 10239 | CAB | LTE-TDD (SC-FDMA, 1 RB, 15 MHz, 64-QAM)       | LTE-TDD | 10.25 | ± 9.6 % |
| 10240 | CAB | LTE-TDD (SC-FDMA, 1 RB, 15 MHz, QPSK)         | LTE-TDD | 9.21  | ± 9.6 % |
| 10241 | CAB | LTE-TDD (SC-FDMA, 50% RB, 1.4 MHz, 16-QAM)    | LTE-TDD | 9.82  | ± 9.6 % |
| 10242 | CAD | LTE-TDD (SC-FDMA, 50% RB, 1.4 MHz, 64-QAM)    | LTE-TDD | 9.86  | ± 9.6 % |
| 10243 | CAD | LTE-TDD (SC-FDMA, 50% RB, 1.4 MHz, QPSK)      | LTE-TDD | 9.46  | ± 9.6 % |
| 10244 | CAD | LTE-TDD (SC-FDMA, 50% RB, 3 MHz, 16-QAM)      | LTE-TDD | 10.06 | ± 9.6 % |
| 10245 | CAG | LTE-TDD (SC-FDMA, 50% RB, 3 MHz, 64-QAM)      | LTE-TDD | 10.06 | ± 9.6 % |
| 10246 | CAG | LTE-TDD (SC-FDMA, 50% RB, 3 MHz, QPSK)        | LTE-TDD | 9.30  | ± 9.6 % |
| 10247 | CAG | LTE-TDD (SC-FDMA, 50% RB, 5 MHz, 16-QAM)      | LTE-TDD | 9.91  | ± 9.6 % |
| 10248 | CAG | LTE-TDD (SC-FDMA, 50% RB, 5 MHz, 64-QAM)      | LTE-TDD | 10.09 | ± 9.6 % |
| 10249 | CAG | LTE-TDD (SC-FDMA, 50% RB, 5 MHz, QPSK)        | LTE-TDD | 9.29  | ± 9.6 % |
| 10250 | CAG | LTE-TDD (SC-FDMA, 50% RB, 10 MHz, 16-QAM)     | LTE-TDD | 9.81  | ± 9.6 % |
| 10251 | CAF | LTE-TDD (SC-FDMA, 50% RB, 10 MHz, 64-QAM)     | LTE-TDD | 10.17 | ± 9.6 % |
| 10252 | CAF | LTE-TDD (SC-FDMA, 50% RB, 10 MHz, QPSK)       | LTE-TDD | 9.24  | ± 9.6 % |
| 10253 | CAF | LTE-TDD (SC-FDMA, 50% RB, 15 MHz, 16-QAM)     | LTE-TDD | 9.90  | ± 9.6 % |
| 10254 | CAB | LTE-TDD (SC-FDMA, 50% RB, 15 MHz, 64-QAM)     | LTE-TDD | 10.14 | ± 9.6 % |
| 10255 | CAB | LTE-TDD (SC-FDMA, 50% RB, 15 MHz, QPSK)       | LTE-TDD | 9.20  | ± 9.6 % |
| 10256 | CAB | LTE-TDD (SC-FDMA, 100% RB, 1.4 MHz, 16-QAM)   | LTE-TDD | 9.96  | ± 9.6 % |
| 10257 | CAD | LTE-TDD (SC-FDMA, 100% RB, 1.4 MHz, 64-QAM)   | LTE-TDD | 10.08 | ± 9.6 % |
| 10258 | CAD | LTE-TDD (SC-FDMA, 100% RB, 1.4 MHz, QPSK)     | LTE-TDD | 9.34  | ± 9.6 % |
| 10259 | CAD | LTE-TDD (SC-FDMA, 100% RB, 3 MHz, 16-QAM)     | LTE-TDD | 9.98  | ± 9.6 % |

EF3DV3 – SN:4067

January 25, 2021

|       |     |                                                           |          |       |         |
|-------|-----|-----------------------------------------------------------|----------|-------|---------|
| 10260 | CAG | LTE-TDD (SC-FDMA, 100% RB, 3 MHz, 64-QAM)                 | LTE-TDD  | 9.97  | ± 9.6 % |
| 10261 | CAG | LTE-TDD (SC-FDMA, 100% RB, 3 MHz, QPSK)                   | LTE-TDD  | 9.24  | ± 9.6 % |
| 10262 | CAG | LTE-TDD (SC-FDMA, 100% RB, 5 MHz, 16-QAM)                 | LTE-TDD  | 9.83  | ± 9.6 % |
| 10263 | CAG | LTE-TDD (SC-FDMA, 100% RB, 5 MHz, 64-QAM)                 | LTE-TDD  | 10.16 | ± 9.6 % |
| 10264 | CAG | LTE-TDD (SC-FDMA, 100% RB, 5 MHz, QPSK)                   | LTE-TDD  | 9.23  | ± 9.6 % |
| 10265 | CAG | LTE-TDD (SC-FDMA, 100% RB, 10 MHz, 16-QAM)                | LTE-TDD  | 9.92  | ± 9.6 % |
| 10266 | CAF | LTE-TDD (SC-FDMA, 100% RB, 10 MHz, 64-QAM)                | LTE-TDD  | 10.07 | ± 9.6 % |
| 10267 | CAF | LTE-TDD (SC-FDMA, 100% RB, 10 MHz, QPSK)                  | LTE-TDD  | 9.30  | ± 9.6 % |
| 10268 | CAF | LTE-TDD (SC-FDMA, 100% RB, 15 MHz, 16-QAM)                | LTE-TDD  | 10.06 | ± 9.6 % |
| 10269 | CAB | LTE-TDD (SC-FDMA, 100% RB, 15 MHz, 64-QAM)                | LTE-TDD  | 10.13 | ± 9.6 % |
| 10270 | CAB | LTE-TDD (SC-FDMA, 100% RB, 15 MHz, QPSK)                  | LTE-TDD  | 9.58  | ± 9.6 % |
| 10274 | CAB | UMTS-FDD (HSUPA, Subtest 5, 3GPP Rel8.10)                 | WCDMA    | 4.87  | ± 9.6 % |
| 10275 | CAD | UMTS-FDD (HSUPA, Subtest 5, 3GPP Rel8.4)                  | WCDMA    | 3.96  | ± 9.6 % |
| 10277 | CAD | PHS (QPSK)                                                | PHS      | 11.81 | ± 9.6 % |
| 10278 | CAD | PHS (QPSK, BW 884MHz, Rolloff 0.5)                        | PHS      | 11.81 | ± 9.6 % |
| 10279 | CAG | PHS (QPSK, BW 884MHz, Rolloff 0.38)                       | PHS      | 12.18 | ± 9.6 % |
| 10290 | CAG | CDMA2000, RC1, SO55, Full Rate                            | CDMA2000 | 3.91  | ± 9.6 % |
| 10291 | CAG | CDMA2000, RC3, SO55, Full Rate                            | CDMA2000 | 3.46  | ± 9.6 % |
| 10292 | CAG | CDMA2000, RC3, SO32, Full Rate                            | CDMA2000 | 3.39  | ± 9.6 % |
| 10293 | CAG | CDMA2000, RC3, SO3, Full Rate                             | CDMA2000 | 3.50  | ± 9.6 % |
| 10295 | CAG | CDMA2000, RC1, SO3, 1/8th Rate 25 fr.                     | CDMA2000 | 12.49 | ± 9.6 % |
| 10297 | CAF | LTE-FDD (SC-FDMA, 50% RB, 20 MHz, QPSK)                   | LTE-FDD  | 5.81  | ± 9.6 % |
| 10298 | CAF | LTE-FDD (SC-FDMA, 50% RB, 3 MHz, QPSK)                    | LTE-FDD  | 5.72  | ± 9.6 % |
| 10299 | CAF | LTE-FDD (SC-FDMA, 50% RB, 3 MHz, 16-QAM)                  | LTE-FDD  | 6.39  | ± 9.6 % |
| 10300 | CAC | LTE-FDD (SC-FDMA, 50% RB, 3 MHz, 64-QAM)                  | LTE-FDD  | 6.80  | ± 9.6 % |
| 10301 | CAC | IEEE 802.16e WiMAX (29:18, 5ms, 10MHz, QPSK, PUSC)        | WiMAX    | 12.03 | ± 9.6 % |
| 10302 | CAB | IEEE 802.16e WiMAX (29:18, 5ms, 10MHz, QPSK, PUSC, 3CTRL) | WiMAX    | 12.57 | ± 9.6 % |
| 10303 | CAB | IEEE 802.16e WiMAX (31:15, 5ms, 10MHz, 64QAM, PUSC)       | WiMAX    | 12.52 | ± 9.6 % |
| 10304 | CAA | IEEE 802.16e WiMAX (29:18, 5ms, 10MHz, 64QAM, PUSC)       | WiMAX    | 11.86 | ± 9.6 % |
| 10305 | CAA | IEEE 802.16e WiMAX (31:15, 10ms, 10MHz, 64QAM, PUSC)      | WiMAX    | 15.24 | ± 9.6 % |
| 10306 | CAA | IEEE 802.16e WiMAX (29:18, 10ms, 10MHz, 64QAM, PUSC)      | WiMAX    | 14.67 | ± 9.6 % |
| 10307 | AAB | IEEE 802.16e WiMAX (29:18, 10ms, 10MHz, QPSK, PUSC)       | WiMAX    | 14.49 | ± 9.6 % |
| 10308 | AAB | IEEE 802.16e WiMAX (29:18, 10ms, 10MHz, 16QAM, PUSC)      | WiMAX    | 14.46 | ± 9.6 % |
| 10309 | AAB | IEEE 802.16e WiMAX (29:18, 10ms, 10MHz, 16QAM, AMC 2x3)   | WiMAX    | 14.58 | ± 9.6 % |
| 10310 | AAB | IEEE 802.16e WiMAX (29:18, 10ms, 10MHz, QPSK, AMC 2x3)    | WiMAX    | 14.57 | ± 9.6 % |
| 10311 | AAB | LTE-FDD (SC-FDMA, 100% RB, 15 MHz, QPSK)                  | LTE-FDD  | 6.06  | ± 9.6 % |
| 10313 | AAD | iDEN 1:3                                                  | iDEN     | 10.51 | ± 9.6 % |
| 10314 | AAD | iDEN 1:6                                                  | iDEN     | 13.48 | ± 9.6 % |
| 10315 | AAD | IEEE 802.11b WiFi 2.4 GHz (DSSS, 1 Mbps, 96pc dc)         | WLAN     | 1.71  | ± 9.6 % |
| 10316 | AAD | IEEE 802.11g WiFi 2.4 GHz (ERP-OFDM, 6 Mbps, 96pc dc)     | WLAN     | 8.36  | ± 9.6 % |
| 10317 | AAA | IEEE 802.11a WiFi 5 GHz (OFDM, 6 Mbps, 96pc dc)           | WLAN     | 8.36  | ± 9.6 % |
| 10352 | AAA | Pulse Waveform (200Hz, 10%)                               | Generic  | 10.00 | ± 9.6 % |
| 10353 | AAA | Pulse Waveform (200Hz, 20%)                               | Generic  | 6.99  | ± 9.6 % |
| 10354 | AAA | Pulse Waveform (200Hz, 40%)                               | Generic  | 3.98  | ± 9.6 % |
| 10355 | AAA | Pulse Waveform (200Hz, 60%)                               | Generic  | 2.22  | ± 9.6 % |
| 10356 | AAA | Pulse Waveform (200Hz, 80%)                               | Generic  | 0.97  | ± 9.6 % |
| 10387 | AAA | QPSK Waveform, 1 MHz                                      | Generic  | 5.10  | ± 9.6 % |
| 10388 | AAA | QPSK Waveform, 10 MHz                                     | Generic  | 5.22  | ± 9.6 % |
| 10398 | AAA | 64-QAM Waveform, 100 kHz                                  | Generic  | 6.27  | ± 9.6 % |
| 10399 | AAA | 64-QAM Waveform, 40 MHz                                   | Generic  | 6.27  | ± 9.6 % |
| 10400 | AAD | IEEE 802.11ac WiFi (20MHz, 64-QAM, 99pc dc)               | WLAN     | 8.37  | ± 9.6 % |
| 10401 | AAA | IEEE 802.11ac WiFi (40MHz, 64-QAM, 99pc dc)               | WLAN     | 8.60  | ± 9.6 % |
| 10402 | AAA | IEEE 802.11ac WiFi (80MHz, 64-QAM, 99pc dc)               | WLAN     | 8.53  | ± 9.6 % |
| 10403 | AAB | CDMA2000 (1xEV-DO, Rev. 0)                                | CDMA2000 | 3.76  | ± 9.6 % |
| 10404 | AAB | CDMA2000 (1xEV-DO, Rev. A)                                | CDMA2000 | 3.77  | ± 9.6 % |
| 10406 | AAD | CDMA2000, RC3, SO32, SCH0, Full Rate                      | CDMA2000 | 5.22  | ± 9.6 % |

EF3DV3 – SN:4067

January 25, 2021

|       |     |                                                            |          |       |         |
|-------|-----|------------------------------------------------------------|----------|-------|---------|
| 10410 | AAA | LTE-TDD (SC-FDMA, 1 RB, 10 MHz, QPSK, UL Sub=2,3,4,7,8,9)  | LTE-TDD  | 7.82  | ± 9.6 % |
| 10414 | AAA | WLAN CCDF, 64-QAM, 40MHz                                   | Generic  | 8.54  | ± 9.6 % |
| 10415 | AAA | IEEE 802.11b WiFi 2.4 GHz (DSSS, 1 Mbps, 99pc dc)          | WLAN     | 1.54  | ± 9.6 % |
| 10416 | AAA | IEEE 802.11g WiFi 2.4 GHz (ERP-OFDM, 6 Mbps, 99pc dc)      | WLAN     | 8.23  | ± 9.6 % |
| 10417 | AAA | IEEE 802.11a/h WiFi 5 GHz (OFDM, 6 Mbps, 99pc dc)          | WLAN     | 8.23  | ± 9.6 % |
| 10418 | AAA | IEEE 802.11g WiFi 2.4 GHz (DSSS-OFDM, 6 Mbps, 99pc, Long)  | WLAN     | 8.14  | ± 9.6 % |
| 10419 | AAA | IEEE 802.11g WiFi 2.4 GHz (DSSS-OFDM, 6 Mbps, 99pc, Short) | WLAN     | 8.19  | ± 9.6 % |
| 10422 | AAA | IEEE 802.11n (HT Greenfield, 7.2 Mbps, BPSK)               | WLAN     | 8.32  | ± 9.6 % |
| 10423 | AAA | IEEE 802.11n (HT Greenfield, 43.3 Mbps, 16-QAM)            | WLAN     | 8.47  | ± 9.6 % |
| 10424 | AAE | IEEE 802.11n (HT Greenfield, 72.2 Mbps, 64-QAM)            | WLAN     | 8.40  | ± 9.6 % |
| 10425 | AAE | IEEE 802.11n (HT Greenfield, 15 Mbps, BPSK)                | WLAN     | 8.41  | ± 9.6 % |
| 10426 | AAE | IEEE 802.11n (HT Greenfield, 90 Mbps, 16-QAM)              | WLAN     | 8.45  | ± 9.6 % |
| 10427 | AAB | IEEE 802.11n (HT Greenfield, 150 Mbps, 64-QAM)             | WLAN     | 8.41  | ± 9.6 % |
| 10430 | AAB | LTE-FDD (OFDMA, 5 MHz, E-TM 3.1)                           | LTE-FDD  | 8.28  | ± 9.6 % |
| 10431 | AAC | LTE-FDD (OFDMA, 10 MHz, E-TM 3.1)                          | LTE-FDD  | 8.38  | ± 9.6 % |
| 10432 | AAB | LTE-FDD (OFDMA, 15 MHz, E-TM 3.1)                          | LTE-FDD  | 8.34  | ± 9.6 % |
| 10433 | AAC | LTE-FDD (OFDMA, 20 MHz, E-TM 3.1)                          | LTE-FDD  | 8.34  | ± 9.6 % |
| 10434 | AAG | W-CDMA (BS Test Model 1, 64 DPCH)                          | WCDMA    | 8.60  | ± 9.6 % |
| 10435 | AAA | LTE-TDD (SC-FDMA, 1 RB, 20 MHz, QPSK, UL Sub)              | LTE-TDD  | 7.82  | ± 9.6 % |
| 10447 | AAA | LTE-FDD (OFDMA, 5 MHz, E-TM 3.1, Clipping 44%)             | LTE-FDD  | 7.56  | ± 9.6 % |
| 10448 | AAA | LTE-FDD (OFDMA, 10 MHz, E-TM 3.1, Clipping 44%)            | LTE-FDD  | 7.53  | ± 9.6 % |
| 10449 | AAC | LTE-FDD (OFDMA, 15 MHz, E-TM 3.1, Clipping 44%)            | LTE-FDD  | 7.51  | ± 9.6 % |
| 10450 | AAA | LTE-FDD (OFDMA, 20 MHz, E-TM 3.1, Clipping 44%)            | LTE-FDD  | 7.48  | ± 9.6 % |
| 10451 | AAA | W-CDMA (BS Test Model 1, 64 DPCH, Clipping 44%)            | WCDMA    | 7.59  | ± 9.6 % |
| 10453 | AAC | Validation (Square, 10ms, 1ms)                             | Test     | 10.00 | ± 9.6 % |
| 10456 | AAC | IEEE 802.11ac WiFi (160MHz, 64-QAM, 99pc dc)               | WLAN     | 8.63  | ± 9.6 % |
| 10457 | AAC | UMTS-FDD (DC-HSDPA)                                        | WCDMA    | 6.62  | ± 9.6 % |
| 10458 | AAC | CDMA2000 (1xEV-DO, Rev. B, 2 carriers)                     | CDMA2000 | 6.55  | ± 9.6 % |
| 10459 | AAC | CDMA2000 (1xEV-DO, Rev. B, 3 carriers)                     | CDMA2000 | 8.25  | ± 9.6 % |
| 10460 | AAC | UMTS-FDD (WCDMA, AMR)                                      | WCDMA    | 2.39  | ± 9.6 % |
| 10461 | AAC | LTE-TDD (SC-FDMA, 1 RB, 1.4 MHz, QPSK, UL Sub)             | LTE-TDD  | 7.82  | ± 9.6 % |
| 10462 | AAC | LTE-TDD (SC-FDMA, 1 RB, 1.4 MHz, 16-QAM, UL Sub)           | LTE-TDD  | 8.30  | ± 9.6 % |
| 10463 | AAD | LTE-TDD (SC-FDMA, 1 RB, 1.4 MHz, 64-QAM, UL Sub)           | LTE-TDD  | 8.56  | ± 9.6 % |
| 10464 | AAD | LTE-TDD (SC-FDMA, 1 RB, 3 MHz, QPSK, UL Sub)               | LTE-TDD  | 7.82  | ± 9.6 % |
| 10465 | AAC | LTE-TDD (SC-FDMA, 1 RB, 3 MHz, 16-QAM, UL Sub)             | LTE-TDD  | 8.32  | ± 9.6 % |
| 10466 | AAC | LTE-TDD (SC-FDMA, 1 RB, 3 MHz, 64-QAM, UL Sub)             | LTE-TDD  | 8.57  | ± 9.6 % |
| 10467 | AAA | LTE-TDD (SC-FDMA, 1 RB, 5 MHz, QPSK, UL Sub)               | LTE-TDD  | 7.82  | ± 9.6 % |
| 10468 | AAF | LTE-TDD (SC-FDMA, 1 RB, 5 MHz, 16-QAM, UL Sub)             | LTE-TDD  | 8.32  | ± 9.6 % |
| 10469 | AAD | LTE-TDD (SC-FDMA, 1 RB, 5 MHz, 64-QAM, UL Sub)             | LTE-TDD  | 8.56  | ± 9.6 % |
| 10470 | AAD | LTE-TDD (SC-FDMA, 1 RB, 10 MHz, QPSK, UL Sub)              | LTE-TDD  | 7.82  | ± 9.6 % |
| 10471 | AAC | LTE-TDD (SC-FDMA, 1 RB, 10 MHz, 16-QAM, UL Sub)            | LTE-TDD  | 8.32  | ± 9.6 % |
| 10472 | AAC | LTE-TDD (SC-FDMA, 1 RB, 10 MHz, 64-QAM, UL Sub)            | LTE-TDD  | 8.57  | ± 9.6 % |
| 10473 | AAA | LTE-TDD (SC-FDMA, 1 RB, 15 MHz, QPSK, UL Sub)              | LTE-TDD  | 7.82  | ± 9.6 % |
| 10474 | AAC | LTE-TDD (SC-FDMA, 1 RB, 15 MHz, 16-QAM, UL Sub)            | LTE-TDD  | 8.32  | ± 9.6 % |
| 10475 | AAD | LTE-TDD (SC-FDMA, 1 RB, 15 MHz, 64-QAM, UL Sub)            | LTE-TDD  | 8.57  | ± 9.6 % |
| 10477 | AAC | LTE-TDD (SC-FDMA, 1 RB, 20 MHz, 16-QAM, UL Sub)            | LTE-TDD  | 8.32  | ± 9.6 % |
| 10478 | AAC | LTE-TDD (SC-FDMA, 1 RB, 20 MHz, 64-QAM, UL Sub)            | LTE-TDD  | 8.57  | ± 9.6 % |
| 10479 | AAC | LTE-TDD (SC-FDMA, 50% RB, 1.4 MHz, QPSK, UL Sub)           | LTE-TDD  | 7.74  | ± 9.6 % |
| 10480 | AAA | LTE-TDD (SC-FDMA, 50% RB, 1.4 MHz, 16-QAM, UL Sub)         | LTE-TDD  | 8.18  | ± 9.6 % |
| 10481 | AAA | LTE-TDD (SC-FDMA, 50% RB, 1.4 MHz, 64-QAM, UL Sub)         | LTE-TDD  | 8.45  | ± 9.6 % |
| 10482 | AAA | LTE-TDD (SC-FDMA, 50% RB, 3 MHz, QPSK, UL Sub)             | LTE-TDD  | 7.71  | ± 9.6 % |
| 10483 | AAA | LTE-TDD (SC-FDMA, 50% RB, 3 MHz, 16-QAM, Sub)              | LTE-TDD  | 8.39  | ± 9.6 % |
| 10484 | AAB | LTE-TDD (SC-FDMA, 50% RB, 3 MHz, 64-QAM, UL Sub)           | LTE-TDD  | 8.47  | ± 9.6 % |
| 10485 | AAB | LTE-TDD (SC-FDMA, 50% RB, 5 MHz, QPSK, UL Sub)             | LTE-TDD  | 7.59  | ± 9.6 % |
| 10486 | AAB | LTE-TDD (SC-FDMA, 50% RB, 5 MHz, 16-QAM, UL Sub)           | LTE-TDD  | 8.38  | ± 9.6 % |
| 10487 | AAC | LTE-TDD (SC-FDMA, 50% RB, 5 MHz, 64-QAM, UL Sub)           | LTE-TDD  | 8.60  | ± 9.6 % |

EF3DV3 – SN:4067

January 25, 2021

|       |     |                                                     |         |      |         |
|-------|-----|-----------------------------------------------------|---------|------|---------|
| 10488 | AAC | LTE-TDD (SC-FDMA, 50% RB, 10 MHz, QPSK, UL Sub)     | LTE-TDD | 7.70 | ± 9.6 % |
| 10489 | AAC | LTE-TDD (SC-FDMA, 50% RB, 10 MHz, 16-QAM, UL Sub)   | LTE-TDD | 8.31 | ± 9.6 % |
| 10490 | AAF | LTE-TDD (SC-FDMA, 50% RB, 10 MHz, 64-QAM, UL Sub)   | LTE-TDD | 8.54 | ± 9.6 % |
| 10491 | AAF | LTE-TDD (SC-FDMA, 50% RB, 15 MHz, QPSK, UL Sub)     | LTE-TDD | 7.74 | ± 9.6 % |
| 10492 | AAF | LTE-TDD (SC-FDMA, 50% RB, 15 MHz, 16-QAM, UL Sub)   | LTE-TDD | 8.41 | ± 9.6 % |
| 10493 | AAF | LTE-TDD (SC-FDMA, 50% RB, 15 MHz, 64-QAM, UL Sub)   | LTE-TDD | 8.55 | ± 9.6 % |
| 10494 | AAF | LTE-TDD (SC-FDMA, 50% RB, 20 MHz, QPSK, UL Sub)     | LTE-TDD | 7.74 | ± 9.6 % |
| 10495 | AAF | LTE-TDD (SC-FDMA, 50% RB, 20 MHz, 16-QAM, UL Sub)   | LTE-TDD | 8.37 | ± 9.6 % |
| 10496 | AAE | LTE-TDD (SC-FDMA, 50% RB, 20 MHz, 64-QAM, UL Sub)   | LTE-TDD | 8.54 | ± 9.6 % |
| 10497 | AAE | LTE-TDD (SC-FDMA, 100% RB, 1.4 MHz, QPSK, UL Sub)   | LTE-TDD | 7.67 | ± 9.6 % |
| 10498 | AAE | LTE-TDD (SC-FDMA, 100% RB, 1.4 MHz, 16-QAM, UL Sub) | LTE-TDD | 8.40 | ± 9.6 % |
| 10499 | AAC | LTE-TDD (SC-FDMA, 100% RB, 1.4 MHz, 64-QAM, UL Sub) | LTE-TDD | 8.68 | ± 9.6 % |
| 10500 | AAF | LTE-TDD (SC-FDMA, 100% RB, 3 MHz, QPSK, UL Sub)     | LTE-TDD | 7.67 | ± 9.6 % |
| 10501 | AAF | LTE-TDD (SC-FDMA, 100% RB, 3 MHz, 16-QAM, UL Sub)   | LTE-TDD | 8.44 | ± 9.6 % |
| 10502 | AAB | LTE-TDD (SC-FDMA, 100% RB, 3 MHz, 64-QAM, UL Sub)   | LTE-TDD | 8.52 | ± 9.6 % |
| 10503 | AAB | LTE-TDD (SC-FDMA, 100% RB, 5 MHz, QPSK, UL Sub)     | LTE-TDD | 7.72 | ± 9.6 % |
| 10504 | AAB | LTE-TDD (SC-FDMA, 100% RB, 5 MHz, 16-QAM, UL Sub)   | LTE-TDD | 8.31 | ± 9.6 % |
| 10505 | AAC | LTE-TDD (SC-FDMA, 100% RB, 5 MHz, 64-QAM, UL Sub)   | LTE-TDD | 8.54 | ± 9.6 % |
| 10506 | AAC | LTE-TDD (SC-FDMA, 100% RB, 10 MHz, QPSK, UL Sub)    | LTE-TDD | 7.74 | ± 9.6 % |
| 10507 | AAC | LTE-TDD (SC-FDMA, 100% RB, 10 MHz, 16-QAM, UL Sub)  | LTE-TDD | 8.36 | ± 9.6 % |
| 10508 | AAF | LTE-TDD (SC-FDMA, 100% RB, 10 MHz, 64-QAM, UL Sub)  | LTE-TDD | 8.55 | ± 9.6 % |
| 10509 | AAF | LTE-TDD (SC-FDMA, 100% RB, 15 MHz, QPSK, UL Sub)    | LTE-TDD | 7.99 | ± 9.6 % |
| 10510 | AAF | LTE-TDD (SC-FDMA, 100% RB, 15 MHz, 16-QAM, UL Sub)  | LTE-TDD | 8.49 | ± 9.6 % |
| 10511 | AAF | LTE-TDD (SC-FDMA, 100% RB, 15 MHz, 64-QAM, UL Sub)  | LTE-TDD | 8.51 | ± 9.6 % |
| 10512 | AAF | LTE-TDD (SC-FDMA, 100% RB, 20 MHz, QPSK, UL Sub)    | LTE-TDD | 7.74 | ± 9.6 % |
| 10513 | AAF | LTE-TDD (SC-FDMA, 100% RB, 20 MHz, 16-QAM, UL Sub)  | LTE-TDD | 8.42 | ± 9.6 % |
| 10514 | AAE | LTE-TDD (SC-FDMA, 100% RB, 20 MHz, 64-QAM, UL Sub)  | LTE-TDD | 8.45 | ± 9.6 % |
| 10515 | AAE | IEEE 802.11b WiFi 2.4 GHz (DSSS, 2 Mbps, 99pc dc)   | WLAN    | 1.58 | ± 9.6 % |
| 10516 | AAE | IEEE 802.11b WiFi 2.4 GHz (DSSS, 5.5 Mbps, 99pc dc) | WLAN    | 1.57 | ± 9.6 % |
| 10517 | AAF | IEEE 802.11b WiFi 2.4 GHz (DSSS, 11 Mbps, 99pc dc)  | WLAN    | 1.58 | ± 9.6 % |
| 10518 | AAF | IEEE 802.11ah WiFi 5 GHz (OFDM, 9 Mbps, 99pc dc)    | WLAN    | 8.23 | ± 9.6 % |
| 10519 | AAF | IEEE 802.11ah WiFi 5 GHz (OFDM, 12 Mbps, 99pc dc)   | WLAN    | 8.39 | ± 9.6 % |
| 10520 | AAB | IEEE 802.11ah WiFi 5 GHz (OFDM, 18 Mbps, 99pc dc)   | WLAN    | 8.12 | ± 9.6 % |
| 10521 | AAB | IEEE 802.11ah WiFi 5 GHz (OFDM, 24 Mbps, 99pc dc)   | WLAN    | 7.97 | ± 9.6 % |
| 10522 | AAB | IEEE 802.11ah WiFi 5 GHz (OFDM, 36 Mbps, 99pc dc)   | WLAN    | 8.45 | ± 9.6 % |
| 10523 | AAC | IEEE 802.11ah WiFi 5 GHz (OFDM, 48 Mbps, 99pc dc)   | WLAN    | 8.08 | ± 9.6 % |
| 10524 | AAC | IEEE 802.11ah WiFi 5 GHz (OFDM, 54 Mbps, 99pc dc)   | WLAN    | 8.27 | ± 9.6 % |
| 10525 | AAC | IEEE 802.11ac WiFi (20MHz, MCS0, 99pc dc)           | WLAN    | 8.36 | ± 9.6 % |
| 10526 | AAF | IEEE 802.11ac WiFi (20MHz, MCS1, 99pc dc)           | WLAN    | 8.42 | ± 9.6 % |
| 10527 | AAF | IEEE 802.11ac WiFi (20MHz, MCS2, 99pc dc)           | WLAN    | 8.21 | ± 9.6 % |
| 10528 | AAF | IEEE 802.11ac WiFi (20MHz, MCS3, 99pc dc)           | WLAN    | 8.36 | ± 9.6 % |
| 10529 | AAF | IEEE 802.11ac WiFi (20MHz, MCS4, 99pc dc)           | WLAN    | 8.36 | ± 9.6 % |
| 10531 | AAF | IEEE 802.11ac WiFi (20MHz, MCS6, 99pc dc)           | WLAN    | 8.43 | ± 9.6 % |
| 10532 | AAF | IEEE 802.11ac WiFi (20MHz, MCS7, 99pc dc)           | WLAN    | 8.29 | ± 9.6 % |
| 10533 | AAE | IEEE 802.11ac WiFi (20MHz, MCS8, 99pc dc)           | WLAN    | 8.38 | ± 9.6 % |
| 10534 | AAE | IEEE 802.11ac WiFi (40MHz, MCS0, 99pc dc)           | WLAN    | 8.45 | ± 9.6 % |
| 10535 | AAE | IEEE 802.11ac WiFi (40MHz, MCS1, 99pc dc)           | WLAN    | 8.45 | ± 9.6 % |
| 10536 | AAF | IEEE 802.11ac WiFi (40MHz, MCS2, 99pc dc)           | WLAN    | 8.32 | ± 9.6 % |
| 10537 | AAF | IEEE 802.11ac WiFi (40MHz, MCS3, 99pc dc)           | WLAN    | 8.44 | ± 9.6 % |
| 10538 | AAF | IEEE 802.11ac WiFi (40MHz, MCS4, 99pc dc)           | WLAN    | 8.54 | ± 9.6 % |
| 10540 | AAA | IEEE 802.11ac WiFi (40MHz, MCS6, 99pc dc)           | WLAN    | 8.39 | ± 9.6 % |
| 10541 | AAA | IEEE 802.11ac WiFi (40MHz, MCS7, 99pc dc)           | WLAN    | 8.46 | ± 9.6 % |
| 10542 | AAA | IEEE 802.11ac WiFi (40MHz, MCS8, 99pc dc)           | WLAN    | 8.65 | ± 9.6 % |
| 10543 | AAC | IEEE 802.11ac WiFi (40MHz, MCS9, 99pc dc)           | WLAN    | 8.65 | ± 9.6 % |
| 10544 | AAC | IEEE 802.11ac WiFi (80MHz, MCS0, 99pc dc)           | WLAN    | 8.47 | ± 9.6 % |
| 10545 | AAC | IEEE 802.11ac WiFi (80MHz, MCS1, 99pc dc)           | WLAN    | 8.55 | ± 9.6 % |

Certificate No: EF3-4067\_Jan21

Page 15 of 22

EF3DV3 – SN:4067

January 25, 2021

|       |     |                                                         |      |      |         |
|-------|-----|---------------------------------------------------------|------|------|---------|
| 10546 | AAC | IEEE 802.11ac WiFi (80MHz, MCS2, 99pc dc)               | WLAN | 8.35 | ± 9.6 % |
| 10547 | AAC | IEEE 802.11ac WiFi (80MHz, MCS3, 99pc dc)               | WLAN | 8.49 | ± 9.6 % |
| 10548 | AAC | IEEE 802.11ac WiFi (80MHz, MCS4, 99pc dc)               | WLAN | 8.37 | ± 9.6 % |
| 10550 | AAC | IEEE 802.11ac WiFi (80MHz, MCS6, 99pc dc)               | WLAN | 8.38 | ± 9.6 % |
| 10551 | AAC | IEEE 802.11ac WiFi (80MHz, MCS7, 99pc dc)               | WLAN | 8.50 | ± 9.6 % |
| 10552 | AAC | IEEE 802.11ac WiFi (80MHz, MCS8, 99pc dc)               | WLAN | 8.42 | ± 9.6 % |
| 10553 | AAC | IEEE 802.11ac WiFi (80MHz, MCS9, 99pc dc)               | WLAN | 8.45 | ± 9.6 % |
| 10554 | AAC | IEEE 802.11ac WiFi (160MHz, MCS0, 99pc dc)              | WLAN | 8.48 | ± 9.6 % |
| 10555 | AAC | IEEE 802.11ac WiFi (160MHz, MCS1, 99pc dc)              | WLAN | 8.47 | ± 9.6 % |
| 10556 | AAC | IEEE 802.11ac WiFi (160MHz, MCS2, 99pc dc)              | WLAN | 8.50 | ± 9.6 % |
| 10557 | AAC | IEEE 802.11ac WiFi (160MHz, MCS3, 99pc dc)              | WLAN | 8.52 | ± 9.6 % |
| 10558 | AAC | IEEE 802.11ac WiFi (160MHz, MCS4, 99pc dc)              | WLAN | 8.61 | ± 9.6 % |
| 10560 | AAC | IEEE 802.11ac WiFi (160MHz, MCS6, 99pc dc)              | WLAN | 8.73 | ± 9.6 % |
| 10561 | AAC | IEEE 802.11ac WiFi (160MHz, MCS7, 99pc dc)              | WLAN | 8.56 | ± 9.6 % |
| 10562 | AAC | IEEE 802.11ac WiFi (160MHz, MCS8, 99pc dc)              | WLAN | 8.69 | ± 9.6 % |
| 10563 | AAC | IEEE 802.11ac WiFi (160MHz, MCS9, 99pc dc)              | WLAN | 8.77 | ± 9.6 % |
| 10564 | AAC | IEEE 802.11g WiFi 2.4 GHz (DSSS-OFDM, 9 Mbps, 99pc dc)  | WLAN | 8.25 | ± 9.6 % |
| 10565 | AAC | IEEE 802.11g WiFi 2.4 GHz (DSSS-OFDM, 12 Mbps, 99pc dc) | WLAN | 8.45 | ± 9.6 % |
| 10566 | AAC | IEEE 802.11g WiFi 2.4 GHz (DSSS-OFDM, 18 Mbps, 99pc dc) | WLAN | 8.13 | ± 9.6 % |
| 10567 | AAC | IEEE 802.11g WiFi 2.4 GHz (DSSS-OFDM, 24 Mbps, 99pc dc) | WLAN | 8.00 | ± 9.6 % |
| 10568 | AAC | IEEE 802.11g WiFi 2.4 GHz (DSSS-OFDM, 36 Mbps, 99pc dc) | WLAN | 8.37 | ± 9.6 % |
| 10569 | AAC | IEEE 802.11g WiFi 2.4 GHz (DSSS-OFDM, 48 Mbps, 99pc dc) | WLAN | 8.10 | ± 9.6 % |
| 10570 | AAC | IEEE 802.11g WiFi 2.4 GHz (DSSS-OFDM, 54 Mbps, 99pc dc) | WLAN | 8.30 | ± 9.6 % |
| 10571 | AAC | IEEE 802.11b WiFi 2.4 GHz (DSSS, 1 Mbps, 90pc dc)       | WLAN | 1.99 | ± 9.6 % |
| 10572 | AAC | IEEE 802.11b WiFi 2.4 GHz (DSSS, 2 Mbps, 90pc dc)       | WLAN | 1.99 | ± 9.6 % |
| 10573 | AAC | IEEE 802.11b WiFi 2.4 GHz (DSSS, 5.5 Mbps, 90pc dc)     | WLAN | 1.98 | ± 9.6 % |
| 10574 | AAC | IEEE 802.11b WiFi 2.4 GHz (DSSS, 11 Mbps, 90pc dc)      | WLAN | 1.98 | ± 9.6 % |
| 10575 | AAC | IEEE 802.11g WiFi 2.4 GHz (DSSS-OFDM, 6 Mbps, 90pc dc)  | WLAN | 8.59 | ± 9.6 % |
| 10576 | AAC | IEEE 802.11g WiFi 2.4 GHz (DSSS-OFDM, 9 Mbps, 90pc dc)  | WLAN | 8.60 | ± 9.6 % |
| 10577 | AAC | IEEE 802.11g WiFi 2.4 GHz (DSSS-OFDM, 12 Mbps, 90pc dc) | WLAN | 8.70 | ± 9.6 % |
| 10578 | AAD | IEEE 802.11g WiFi 2.4 GHz (DSSS-OFDM, 18 Mbps, 90pc dc) | WLAN | 8.49 | ± 9.6 % |
| 10579 | AAD | IEEE 802.11g WiFi 2.4 GHz (DSSS-OFDM, 24 Mbps, 90pc dc) | WLAN | 8.36 | ± 9.6 % |
| 10580 | AAD | IEEE 802.11g WiFi 2.4 GHz (DSSS-OFDM, 36 Mbps, 90pc dc) | WLAN | 8.76 | ± 9.6 % |
| 10581 | AAD | IEEE 802.11g WiFi 2.4 GHz (DSSS-OFDM, 48 Mbps, 90pc dc) | WLAN | 8.35 | ± 9.6 % |
| 10582 | AAD | IEEE 802.11g WiFi 2.4 GHz (DSSS-OFDM, 54 Mbps, 90pc dc) | WLAN | 8.67 | ± 9.6 % |
| 10583 | AAD | IEEE 802.11a/h WiFi 5 GHz (OFDM, 6 Mbps, 90pc dc)       | WLAN | 8.59 | ± 9.6 % |
| 10584 | AAD | IEEE 802.11a/h WiFi 5 GHz (OFDM, 9 Mbps, 90pc dc)       | WLAN | 8.60 | ± 9.6 % |
| 10585 | AAD | IEEE 802.11a/h WiFi 5 GHz (OFDM, 12 Mbps, 90pc dc)      | WLAN | 8.70 | ± 9.6 % |
| 10586 | AAD | IEEE 802.11a/h WiFi 5 GHz (OFDM, 18 Mbps, 90pc dc)      | WLAN | 8.49 | ± 9.6 % |
| 10587 | AAA | IEEE 802.11a/h WiFi 5 GHz (OFDM, 24 Mbps, 90pc dc)      | WLAN | 8.36 | ± 9.6 % |
| 10588 | AAA | IEEE 802.11a/h WiFi 5 GHz (OFDM, 36 Mbps, 90pc dc)      | WLAN | 8.76 | ± 9.6 % |
| 10589 | AAA | IEEE 802.11a/h WiFi 5 GHz (OFDM, 48 Mbps, 90pc dc)      | WLAN | 8.35 | ± 9.6 % |
| 10590 | AAA | IEEE 802.11a/h WiFi 5 GHz (OFDM, 54 Mbps, 90pc dc)      | WLAN | 8.67 | ± 9.6 % |
| 10591 | AAA | IEEE 802.11n (HT Mixed, 20MHz, MCS0, 90pc dc)           | WLAN | 8.63 | ± 9.6 % |
| 10592 | AAA | IEEE 802.11n (HT Mixed, 20MHz, MCS1, 90pc dc)           | WLAN | 8.79 | ± 9.6 % |
| 10593 | AAA | IEEE 802.11n (HT Mixed, 20MHz, MCS2, 90pc dc)           | WLAN | 8.64 | ± 9.6 % |
| 10594 | AAA | IEEE 802.11n (HT Mixed, 20MHz, MCS3, 90pc dc)           | WLAN | 8.74 | ± 9.6 % |
| 10595 | AAA | IEEE 802.11n (HT Mixed, 20MHz, MCS4, 90pc dc)           | WLAN | 8.74 | ± 9.6 % |
| 10596 | AAA | IEEE 802.11n (HT Mixed, 20MHz, MCS5, 90pc dc)           | WLAN | 8.71 | ± 9.6 % |
| 10597 | AAA | IEEE 802.11n (HT Mixed, 20MHz, MCS6, 90pc dc)           | WLAN | 8.72 | ± 9.6 % |
| 10598 | AAA | IEEE 802.11n (HT Mixed, 20MHz, MCS7, 90pc dc)           | WLAN | 8.50 | ± 9.6 % |
| 10599 | AAA | IEEE 802.11n (HT Mixed, 40MHz, MCS0, 90pc dc)           | WLAN | 8.79 | ± 9.6 % |
| 10600 | AAA | IEEE 802.11n (HT Mixed, 40MHz, MCS1, 90pc dc)           | WLAN | 8.88 | ± 9.6 % |
| 10601 | AAA | IEEE 802.11n (HT Mixed, 40MHz, MCS2, 90pc dc)           | WLAN | 8.82 | ± 9.6 % |
| 10602 | AAA | IEEE 802.11n (HT Mixed, 40MHz, MCS3, 90pc dc)           | WLAN | 8.94 | ± 9.6 % |
| 10603 | AAA | IEEE 802.11n (HT Mixed, 40MHz, MCS4, 90pc dc)           | WLAN | 9.03 | ± 9.6 % |



EF3DV3 – SN:4067

January 25, 2021

|       |     |                                                   |           |       |         |
|-------|-----|---------------------------------------------------|-----------|-------|---------|
| 10604 | AAA | IEEE 802.11n (HT Mixed, 40MHz, MCS5, 90pc dc)     | WLAN      | 8.76  | ± 9.6 % |
| 10605 | AAA | IEEE 802.11n (HT Mixed, 40MHz, MCS6, 90pc dc)     | WLAN      | 8.97  | ± 9.6 % |
| 10606 | AAC | IEEE 802.11n (HT Mixed, 40MHz, MCS7, 90pc dc)     | WLAN      | 8.82  | ± 9.6 % |
| 10607 | AAC | IEEE 802.11ac WiFi (20MHz, MCS0, 90pc dc)         | WLAN      | 8.64  | ± 9.6 % |
| 10608 | AAC | IEEE 802.11ac WiFi (20MHz, MCS1, 90pc dc)         | WLAN      | 8.77  | ± 9.6 % |
| 10609 | AAC | IEEE 802.11ac WiFi (20MHz, MCS2, 90pc dc)         | WLAN      | 8.57  | ± 9.6 % |
| 10610 | AAC | IEEE 802.11ac WiFi (20MHz, MCS3, 90pc dc)         | WLAN      | 8.78  | ± 9.6 % |
| 10611 | AAC | IEEE 802.11ac WiFi (20MHz, MCS4, 90pc dc)         | WLAN      | 8.70  | ± 9.6 % |
| 10612 | AAC | IEEE 802.11ac WiFi (20MHz, MCS5, 90pc dc)         | WLAN      | 8.77  | ± 9.6 % |
| 10613 | AAC | IEEE 802.11ac WiFi (20MHz, MCS6, 90pc dc)         | WLAN      | 8.94  | ± 9.6 % |
| 10614 | AAC | IEEE 802.11ac WiFi (20MHz, MCS7, 90pc dc)         | WLAN      | 8.59  | ± 9.6 % |
| 10615 | AAC | IEEE 802.11ac WiFi (20MHz, MCS8, 90pc dc)         | WLAN      | 8.82  | ± 9.6 % |
| 10616 | AAC | IEEE 802.11ac WiFi (40MHz, MCS0, 90pc dc)         | WLAN      | 8.82  | ± 9.6 % |
| 10617 | AAC | IEEE 802.11ac WiFi (40MHz, MCS1, 90pc dc)         | WLAN      | 8.81  | ± 9.6 % |
| 10618 | AAC | IEEE 802.11ac WiFi (40MHz, MCS2, 90pc dc)         | WLAN      | 8.58  | ± 9.6 % |
| 10619 | AAC | IEEE 802.11ac WiFi (40MHz, MCS3, 90pc dc)         | WLAN      | 8.86  | ± 9.6 % |
| 10620 | AAC | IEEE 802.11ac WiFi (40MHz, MCS4, 90pc dc)         | WLAN      | 8.87  | ± 9.6 % |
| 10621 | AAC | IEEE 802.11ac WiFi (40MHz, MCS5, 90pc dc)         | WLAN      | 8.77  | ± 9.6 % |
| 10622 | AAC | IEEE 802.11ac WiFi (40MHz, MCS6, 90pc dc)         | WLAN      | 8.68  | ± 9.6 % |
| 10623 | AAC | IEEE 802.11ac WiFi (40MHz, MCS7, 90pc dc)         | WLAN      | 8.82  | ± 9.6 % |
| 10624 | AAC | IEEE 802.11ac WiFi (40MHz, MCS8, 90pc dc)         | WLAN      | 8.96  | ± 9.6 % |
| 10625 | AAC | IEEE 802.11ac WiFi (40MHz, MCS9, 90pc dc)         | WLAN      | 8.96  | ± 9.6 % |
| 10626 | AAC | IEEE 802.11ac WiFi (80MHz, MCS0, 90pc dc)         | WLAN      | 8.83  | ± 9.6 % |
| 10627 | AAC | IEEE 802.11ac WiFi (80MHz, MCS1, 90pc dc)         | WLAN      | 8.88  | ± 9.6 % |
| 10628 | AAC | IEEE 802.11ac WiFi (80MHz, MCS2, 90pc dc)         | WLAN      | 8.71  | ± 9.6 % |
| 10629 | AAC | IEEE 802.11ac WiFi (80MHz, MCS3, 90pc dc)         | WLAN      | 8.85  | ± 9.6 % |
| 10630 | AAC | IEEE 802.11ac WiFi (80MHz, MCS4, 90pc dc)         | WLAN      | 8.72  | ± 9.6 % |
| 10631 | AAC | IEEE 802.11ac WiFi (80MHz, MCS5, 90pc dc)         | WLAN      | 8.81  | ± 9.6 % |
| 10632 | AAC | IEEE 802.11ac WiFi (80MHz, MCS6, 90pc dc)         | WLAN      | 8.74  | ± 9.6 % |
| 10633 | AAC | IEEE 802.11ac WiFi (80MHz, MCS7, 90pc dc)         | WLAN      | 8.83  | ± 9.6 % |
| 10634 | AAC | IEEE 802.11ac WiFi (80MHz, MCS8, 90pc dc)         | WLAN      | 8.80  | ± 9.6 % |
| 10635 | AAC | IEEE 802.11ac WiFi (80MHz, MCS9, 90pc dc)         | WLAN      | 8.81  | ± 9.6 % |
| 10636 | AAC | IEEE 802.11ac WiFi (160MHz, MCS0, 90pc dc)        | WLAN      | 8.83  | ± 9.6 % |
| 10637 | AAC | IEEE 802.11ac WiFi (160MHz, MCS1, 90pc dc)        | WLAN      | 8.79  | ± 9.6 % |
| 10638 | AAC | IEEE 802.11ac WiFi (160MHz, MCS2, 90pc dc)        | WLAN      | 8.86  | ± 9.6 % |
| 10639 | AAC | IEEE 802.11ac WiFi (160MHz, MCS3, 90pc dc)        | WLAN      | 8.85  | ± 9.6 % |
| 10640 | AAC | IEEE 802.11ac WiFi (160MHz, MCS4, 90pc dc)        | WLAN      | 8.98  | ± 9.6 % |
| 10641 | AAC | IEEE 802.11ac WiFi (160MHz, MCS5, 90pc dc)        | WLAN      | 9.06  | ± 9.6 % |
| 10642 | AAC | IEEE 802.11ac WiFi (160MHz, MCS6, 90pc dc)        | WLAN      | 9.06  | ± 9.6 % |
| 10643 | AAC | IEEE 802.11ac WiFi (160MHz, MCS7, 90pc dc)        | WLAN      | 8.89  | ± 9.6 % |
| 10644 | AAC | IEEE 802.11ac WiFi (160MHz, MCS8, 90pc dc)        | WLAN      | 9.05  | ± 9.6 % |
| 10645 | AAC | IEEE 802.11ac WiFi (160MHz, MCS9, 90pc dc)        | WLAN      | 9.11  | ± 9.6 % |
| 10646 | AAC | LTE-TDD (SC-FDMA, 1 RB, 5 MHz, QPSK, UL Sub=2,7)  | LTE-TDD   | 11.96 | ± 9.6 % |
| 10647 | AAC | LTE-TDD (SC-FDMA, 1 RB, 20 MHz, QPSK, UL Sub=2,7) | LTE-TDD   | 11.96 | ± 9.6 % |
| 10648 | AAC | CDMA2000 (1x Advanced)                            | CDMA2000  | 3.45  | ± 9.6 % |
| 10652 | AAC | LTE-TDD (OFDMA, 5 MHz, E-TM 3.1, Clipping 44%)    | LTE-TDD   | 6.91  | ± 9.6 % |
| 10653 | AAC | LTE-TDD (OFDMA, 10 MHz, E-TM 3.1, Clipping 44%)   | LTE-TDD   | 7.42  | ± 9.6 % |
| 10654 | AAC | LTE-TDD (OFDMA, 15 MHz, E-TM 3.1, Clipping 44%)   | LTE-TDD   | 6.96  | ± 9.6 % |
| 10655 | AAC | LTE-TDD (OFDMA, 20 MHz, E-TM 3.1, Clipping 44%)   | LTE-TDD   | 7.21  | ± 9.6 % |
| 10658 | AAC | Pulse Waveform (200Hz, 10%)                       | Test      | 10.00 | ± 9.6 % |
| 10659 | AAC | Pulse Waveform (200Hz, 20%)                       | Test      | 6.99  | ± 9.6 % |
| 10660 | AAC | Pulse Waveform (200Hz, 40%)                       | Test      | 3.98  | ± 9.6 % |
| 10661 | AAC | Pulse Waveform (200Hz, 60%)                       | Test      | 2.22  | ± 9.6 % |
| 10662 | AAC | Pulse Waveform (200Hz, 80%)                       | Test      | 0.97  | ± 9.6 % |
| 10670 | AAC | Bluetooth Low Energy                              | Bluetooth | 2.19  | ± 9.6 % |
| 10671 | AAD | IEEE 802.11ax (20MHz, MCS0, 90pc dc)              | WLAN      | 9.09  | ± 9.6 % |

EF3DV3 – SN:4067

January 25, 2021

|       |     |                                       |      |      |         |
|-------|-----|---------------------------------------|------|------|---------|
| 10672 | AAD | IEEE 802.11ax (20MHz, MCS1, 90pc dc)  | WLAN | 8.57 | ± 9.6 % |
| 10673 | AAD | IEEE 802.11ax (20MHz, MCS2, 90pc dc)  | WLAN | 8.78 | ± 9.6 % |
| 10674 | AAD | IEEE 802.11ax (20MHz, MCS3, 90pc dc)  | WLAN | 8.74 | ± 9.6 % |
| 10675 | AAD | IEEE 802.11ax (20MHz, MCS4, 90pc dc)  | WLAN | 8.90 | ± 9.6 % |
| 10676 | AAD | IEEE 802.11ax (20MHz, MCS5, 90pc dc)  | WLAN | 8.77 | ± 9.6 % |
| 10677 | AAD | IEEE 802.11ax (20MHz, MCS6, 90pc dc)  | WLAN | 8.73 | ± 9.6 % |
| 10678 | AAD | IEEE 802.11ax (20MHz, MCS7, 90pc dc)  | WLAN | 8.78 | ± 9.6 % |
| 10679 | AAD | IEEE 802.11ax (20MHz, MCS8, 90pc dc)  | WLAN | 8.89 | ± 9.6 % |
| 10680 | AAD | IEEE 802.11ax (20MHz, MCS9, 90pc dc)  | WLAN | 8.80 | ± 9.6 % |
| 10681 | AAG | IEEE 802.11ax (20MHz, MCS10, 90pc dc) | WLAN | 8.62 | ± 9.6 % |
| 10682 | AAF | IEEE 802.11ax (20MHz, MCS11, 90pc dc) | WLAN | 8.83 | ± 9.6 % |
| 10683 | AAA | IEEE 802.11ax (20MHz, MCS0, 99pc dc)  | WLAN | 8.42 | ± 9.6 % |
| 10684 | AAC | IEEE 802.11ax (20MHz, MCS1, 99pc dc)  | WLAN | 8.26 | ± 9.6 % |
| 10685 | AAC | IEEE 802.11ax (20MHz, MCS2, 99pc dc)  | WLAN | 8.33 | ± 9.6 % |
| 10686 | AAC | IEEE 802.11ax (20MHz, MCS3, 99pc dc)  | WLAN | 8.28 | ± 9.6 % |
| 10687 | AAE | IEEE 802.11ax (20MHz, MCS4, 99pc dc)  | WLAN | 8.45 | ± 9.6 % |
| 10688 | AAE | IEEE 802.11ax (20MHz, MCS5, 99pc dc)  | WLAN | 8.29 | ± 9.6 % |
| 10689 | AAD | IEEE 802.11ax (20MHz, MCS6, 99pc dc)  | WLAN | 8.55 | ± 9.6 % |
| 10690 | AAE | IEEE 802.11ax (20MHz, MCS7, 99pc dc)  | WLAN | 8.29 | ± 9.6 % |
| 10691 | AAB | IEEE 802.11ax (20MHz, MCS8, 99pc dc)  | WLAN | 8.25 | ± 9.6 % |
| 10692 | AAA | IEEE 802.11ax (20MHz, MCS9, 99pc dc)  | WLAN | 8.29 | ± 9.6 % |
| 10693 | AAA | IEEE 802.11ax (20MHz, MCS10, 99pc dc) | WLAN | 8.25 | ± 9.6 % |
| 10694 | AAA | IEEE 802.11ax (20MHz, MCS11, 99pc dc) | WLAN | 8.57 | ± 9.6 % |
| 10695 | AAA | IEEE 802.11ax (40MHz, MCS0, 90pc dc)  | WLAN | 8.78 | ± 9.6 % |
| 10696 | AAA | IEEE 802.11ax (40MHz, MCS1, 90pc dc)  | WLAN | 8.91 | ± 9.6 % |
| 10697 | AAA | IEEE 802.11ax (40MHz, MCS2, 90pc dc)  | WLAN | 8.61 | ± 9.6 % |
| 10698 | AAA | IEEE 802.11ax (40MHz, MCS3, 90pc dc)  | WLAN | 8.89 | ± 9.6 % |
| 10699 | AAA | IEEE 802.11ax (40MHz, MCS4, 90pc dc)  | WLAN | 8.82 | ± 9.6 % |
| 10700 | AAA | IEEE 802.11ax (40MHz, MCS5, 90pc dc)  | WLAN | 8.73 | ± 9.6 % |
| 10701 | AAA | IEEE 802.11ax (40MHz, MCS6, 90pc dc)  | WLAN | 8.86 | ± 9.6 % |
| 10702 | AAA | IEEE 802.11ax (40MHz, MCS7, 90pc dc)  | WLAN | 8.70 | ± 9.6 % |
| 10703 | AAA | IEEE 802.11ax (40MHz, MCS8, 90pc dc)  | WLAN | 8.82 | ± 9.6 % |
| 10704 | AAA | IEEE 802.11ax (40MHz, MCS9, 90pc dc)  | WLAN | 8.56 | ± 9.6 % |
| 10705 | AAA | IEEE 802.11ax (40MHz, MCS10, 90pc dc) | WLAN | 8.69 | ± 9.6 % |
| 10706 | AAC | IEEE 802.11ax (40MHz, MCS11, 90pc dc) | WLAN | 8.66 | ± 9.6 % |
| 10707 | AAC | IEEE 802.11ax (40MHz, MCS0, 99pc dc)  | WLAN | 8.32 | ± 9.6 % |
| 10708 | AAC | IEEE 802.11ax (40MHz, MCS1, 99pc dc)  | WLAN | 8.55 | ± 9.6 % |
| 10709 | AAC | IEEE 802.11ax (40MHz, MCS2, 99pc dc)  | WLAN | 8.33 | ± 9.6 % |
| 10710 | AAC | IEEE 802.11ax (40MHz, MCS3, 99pc dc)  | WLAN | 8.29 | ± 9.6 % |
| 10711 | AAC | IEEE 802.11ax (40MHz, MCS4, 99pc dc)  | WLAN | 8.39 | ± 9.6 % |
| 10712 | AAC | IEEE 802.11ax (40MHz, MCS5, 99pc dc)  | WLAN | 8.67 | ± 9.6 % |
| 10713 | AAC | IEEE 802.11ax (40MHz, MCS6, 99pc dc)  | WLAN | 8.33 | ± 9.6 % |
| 10714 | AAC | IEEE 802.11ax (40MHz, MCS7, 99pc dc)  | WLAN | 8.26 | ± 9.6 % |
| 10715 | AAC | IEEE 802.11ax (40MHz, MCS8, 99pc dc)  | WLAN | 8.45 | ± 9.6 % |
| 10716 | AAC | IEEE 802.11ax (40MHz, MCS9, 99pc dc)  | WLAN | 8.30 | ± 9.6 % |
| 10717 | AAC | IEEE 802.11ax (40MHz, MCS10, 99pc dc) | WLAN | 8.48 | ± 9.6 % |
| 10718 | AAC | IEEE 802.11ax (40MHz, MCS11, 99pc dc) | WLAN | 8.24 | ± 9.6 % |
| 10719 | AAC | IEEE 802.11ax (80MHz, MCS0, 90pc dc)  | WLAN | 8.81 | ± 9.6 % |
| 10720 | AAC | IEEE 802.11ax (80MHz, MCS1, 90pc dc)  | WLAN | 8.87 | ± 9.6 % |
| 10721 | AAC | IEEE 802.11ax (80MHz, MCS2, 90pc dc)  | WLAN | 8.76 | ± 9.6 % |
| 10722 | AAC | IEEE 802.11ax (80MHz, MCS3, 90pc dc)  | WLAN | 8.55 | ± 9.6 % |
| 10723 | AAC | IEEE 802.11ax (80MHz, MCS4, 90pc dc)  | WLAN | 8.70 | ± 9.6 % |
| 10724 | AAC | IEEE 802.11ax (80MHz, MCS5, 90pc dc)  | WLAN | 8.90 | ± 9.6 % |
| 10725 | AAC | IEEE 802.11ax (80MHz, MCS6, 90pc dc)  | WLAN | 8.74 | ± 9.6 % |
| 10726 | AAC | IEEE 802.11ax (80MHz, MCS7, 90pc dc)  | WLAN | 8.72 | ± 9.6 % |
| 10727 | AAC | IEEE 802.11ax (80MHz, MCS8, 90pc dc)  | WLAN | 8.68 | ± 9.6 % |

EF3DV3 – SN:4067

January 25, 2021

|       |     |                                               |               |      |         |
|-------|-----|-----------------------------------------------|---------------|------|---------|
| 10728 | AAC | IEEE 802.11ax (80MHz, MCS9, 90pc dc)          | WLAN          | 8.65 | ± 9.6 % |
| 10729 | AAC | IEEE 802.11ax (80MHz, MCS10, 90pc dc)         | WLAN          | 8.64 | ± 9.6 % |
| 10730 | AAC | IEEE 802.11ax (80MHz, MCS11, 90pc dc)         | WLAN          | 8.67 | ± 9.6 % |
| 10731 | AAC | IEEE 802.11ax (80MHz, MCS0, 99pc dc)          | WLAN          | 8.42 | ± 9.6 % |
| 10732 | AAC | IEEE 802.11ax (80MHz, MCS1, 99pc dc)          | WLAN          | 8.46 | ± 9.6 % |
| 10733 | AAC | IEEE 802.11ax (80MHz, MCS2, 99pc dc)          | WLAN          | 8.40 | ± 9.6 % |
| 10734 | AAC | IEEE 802.11ax (80MHz, MCS3, 99pc dc)          | WLAN          | 8.25 | ± 9.6 % |
| 10735 | AAC | IEEE 802.11ax (80MHz, MCS4, 99pc dc)          | WLAN          | 8.33 | ± 9.6 % |
| 10736 | AAC | IEEE 802.11ax (80MHz, MCS5, 99pc dc)          | WLAN          | 8.27 | ± 9.6 % |
| 10737 | AAC | IEEE 802.11ax (80MHz, MCS6, 99pc dc)          | WLAN          | 8.36 | ± 9.6 % |
| 10738 | AAC | IEEE 802.11ax (80MHz, MCS7, 99pc dc)          | WLAN          | 8.42 | ± 9.6 % |
| 10739 | AAC | IEEE 802.11ax (80MHz, MCS8, 99pc dc)          | WLAN          | 8.29 | ± 9.6 % |
| 10740 | AAC | IEEE 802.11ax (80MHz, MCS9, 99pc dc)          | WLAN          | 8.48 | ± 9.6 % |
| 10741 | AAC | IEEE 802.11ax (80MHz, MCS10, 99pc dc)         | WLAN          | 8.40 | ± 9.6 % |
| 10742 | AAC | IEEE 802.11ax (80MHz, MCS11, 99pc dc)         | WLAN          | 8.43 | ± 9.6 % |
| 10743 | AAC | IEEE 802.11ax (160MHz, MCS0, 90pc dc)         | WLAN          | 8.94 | ± 9.6 % |
| 10744 | AAC | IEEE 802.11ax (160MHz, MCS1, 90pc dc)         | WLAN          | 9.16 | ± 9.6 % |
| 10745 | AAC | IEEE 802.11ax (160MHz, MCS2, 90pc dc)         | WLAN          | 8.93 | ± 9.6 % |
| 10746 | AAC | IEEE 802.11ax (160MHz, MCS3, 90pc dc)         | WLAN          | 9.11 | ± 9.6 % |
| 10747 | AAC | IEEE 802.11ax (160MHz, MCS4, 90pc dc)         | WLAN          | 9.04 | ± 9.6 % |
| 10748 | AAC | IEEE 802.11ax (160MHz, MCS5, 90pc dc)         | WLAN          | 8.93 | ± 9.6 % |
| 10749 | AAC | IEEE 802.11ax (160MHz, MCS6, 90pc dc)         | WLAN          | 8.90 | ± 9.6 % |
| 10750 | AAC | IEEE 802.11ax (160MHz, MCS7, 90pc dc)         | WLAN          | 8.79 | ± 9.6 % |
| 10751 | AAC | IEEE 802.11ax (160MHz, MCS8, 90pc dc)         | WLAN          | 8.82 | ± 9.6 % |
| 10752 | AAC | IEEE 802.11ax (160MHz, MCS9, 90pc dc)         | WLAN          | 8.81 | ± 9.6 % |
| 10753 | AAC | IEEE 802.11ax (160MHz, MCS10, 90pc dc)        | WLAN          | 9.00 | ± 9.6 % |
| 10754 | AAC | IEEE 802.11ax (160MHz, MCS11, 90pc dc)        | WLAN          | 8.94 | ± 9.6 % |
| 10755 | AAC | IEEE 802.11ax (160MHz, MCS0, 99pc dc)         | WLAN          | 8.64 | ± 9.6 % |
| 10756 | AAC | IEEE 802.11ax (160MHz, MCS1, 99pc dc)         | WLAN          | 8.77 | ± 9.6 % |
| 10757 | AAC | IEEE 802.11ax (160MHz, MCS2, 99pc dc)         | WLAN          | 8.77 | ± 9.6 % |
| 10758 | AAC | IEEE 802.11ax (160MHz, MCS3, 99pc dc)         | WLAN          | 8.69 | ± 9.6 % |
| 10759 | AAC | IEEE 802.11ax (160MHz, MCS4, 99pc dc)         | WLAN          | 8.58 | ± 9.6 % |
| 10760 | AAC | IEEE 802.11ax (160MHz, MCS5, 99pc dc)         | WLAN          | 8.49 | ± 9.6 % |
| 10761 | AAC | IEEE 802.11ax (160MHz, MCS6, 99pc dc)         | WLAN          | 8.58 | ± 9.6 % |
| 10762 | AAC | IEEE 802.11ax (160MHz, MCS7, 99pc dc)         | WLAN          | 8.49 | ± 9.6 % |
| 10763 | AAC | IEEE 802.11ax (160MHz, MCS8, 99pc dc)         | WLAN          | 8.53 | ± 9.6 % |
| 10764 | AAC | IEEE 802.11ax (160MHz, MCS9, 99pc dc)         | WLAN          | 8.54 | ± 9.6 % |
| 10765 | AAC | IEEE 802.11ax (160MHz, MCS10, 99pc dc)        | WLAN          | 8.54 | ± 9.6 % |
| 10766 | AAC | IEEE 802.11ax (160MHz, MCS11, 99pc dc)        | WLAN          | 8.51 | ± 9.6 % |
| 10767 | AAC | 5G NR (CP-OFDM, 1 RB, 5 MHz, QPSK, 15 kHz)    | 5G NR FR1 TDD | 7.99 | ± 9.6 % |
| 10768 | AAC | 5G NR (CP-OFDM, 1 RB, 10 MHz, QPSK, 15 kHz)   | 5G NR FR1 TDD | 8.01 | ± 9.6 % |
| 10769 | AAC | 5G NR (CP-OFDM, 1 RB, 15 MHz, QPSK, 15 kHz)   | 5G NR FR1 TDD | 8.01 | ± 9.6 % |
| 10770 | AAC | 5G NR (CP-OFDM, 1 RB, 20 MHz, QPSK, 15 kHz)   | 5G NR FR1 TDD | 8.02 | ± 9.6 % |
| 10771 | AAC | 5G NR (CP-OFDM, 1 RB, 25 MHz, QPSK, 15 kHz)   | 5G NR FR1 TDD | 8.02 | ± 9.6 % |
| 10772 | AAC | 5G NR (CP-OFDM, 1 RB, 30 MHz, QPSK, 15 kHz)   | 5G NR FR1 TDD | 8.23 | ± 9.6 % |
| 10773 | AAC | 5G NR (CP-OFDM, 1 RB, 40 MHz, QPSK, 15 kHz)   | 5G NR FR1 TDD | 8.03 | ± 9.6 % |
| 10774 | AAC | 5G NR (CP-OFDM, 1 RB, 50 MHz, QPSK, 15 kHz)   | 5G NR FR1 TDD | 8.02 | ± 9.6 % |
| 10775 | AAC | 5G NR (CP-OFDM, 50% RB, 5 MHz, QPSK, 15 kHz)  | 5G NR FR1 TDD | 8.31 | ± 9.6 % |
| 10776 | AAC | 5G NR (CP-OFDM, 50% RB, 10 MHz, QPSK, 15 kHz) | 5G NR FR1 TDD | 8.30 | ± 9.6 % |
| 10777 | AAC | 5G NR (CP-OFDM, 50% RB, 15 MHz, QPSK, 15 kHz) | 5G NR FR1 TDD | 8.30 | ± 9.6 % |
| 10778 | AAC | 5G NR (CP-OFDM, 50% RB, 20 MHz, QPSK, 15 kHz) | 5G NR FR1 TDD | 8.34 | ± 9.6 % |
| 10779 | AAC | 5G NR (CP-OFDM, 50% RB, 25 MHz, QPSK, 15 kHz) | 5G NR FR1 TDD | 8.42 | ± 9.6 % |
| 10780 | AAC | 5G NR (CP-OFDM, 50% RB, 30 MHz, QPSK, 15 kHz) | 5G NR FR1 TDD | 8.38 | ± 9.6 % |
| 10781 | AAC | 5G NR (CP-OFDM, 50% RB, 40 MHz, QPSK, 15 kHz) | 5G NR FR1 TDD | 8.38 | ± 9.6 % |
| 10782 | AAC | 5G NR (CP-OFDM, 50% RB, 50 MHz, QPSK, 15 kHz) | 5G NR FR1 TDD | 8.43 | ± 9.6 % |
| 10783 | AAC | 5G NR (CP-OFDM, 100% RB, 5 MHz, QPSK, 15 kHz) | 5G NR FR1 TDD | 8.31 | ± 9.6 % |

EF3DV3 – SN:4067

January 25, 2021

|       |     |                                                 |               |      |         |
|-------|-----|-------------------------------------------------|---------------|------|---------|
| 10784 | AAC | 5G NR (CP-OFDM, 100% RB, 10 MHz, QPSK, 15 kHz)  | 5G NR FR1 TDD | 8.29 | ± 9.6 % |
| 10785 | AAC | 5G NR (CP-OFDM, 100% RB, 15 MHz, QPSK, 15 kHz)  | 5G NR FR1 TDD | 8.40 | ± 9.6 % |
| 10786 | AAC | 5G NR (CP-OFDM, 100% RB, 20 MHz, QPSK, 15 kHz)  | 5G NR FR1 TDD | 8.35 | ± 9.6 % |
| 10787 | AAC | 5G NR (CP-OFDM, 100% RB, 25 MHz, QPSK, 15 kHz)  | 5G NR FR1 TDD | 8.44 | ± 9.6 % |
| 10788 | AAC | 5G NR (CP-OFDM, 100% RB, 30 MHz, QPSK, 15 kHz)  | 5G NR FR1 TDD | 8.39 | ± 9.6 % |
| 10789 | AAC | 5G NR (CP-OFDM, 100% RB, 40 MHz, QPSK, 15 kHz)  | 5G NR FR1 TDD | 8.37 | ± 9.6 % |
| 10790 | AAC | 5G NR (CP-OFDM, 100% RB, 50 MHz, QPSK, 15 kHz)  | 5G NR FR1 TDD | 8.39 | ± 9.6 % |
| 10791 | AAC | 5G NR (CP-OFDM, 1 RB, 5 MHz, QPSK, 30 kHz)      | 5G NR FR1 TDD | 7.83 | ± 9.6 % |
| 10792 | AAC | 5G NR (CP-OFDM, 1 RB, 10 MHz, QPSK, 30 kHz)     | 5G NR FR1 TDD | 7.92 | ± 9.6 % |
| 10793 | AAC | 5G NR (CP-OFDM, 1 RB, 15 MHz, QPSK, 30 kHz)     | 5G NR FR1 TDD | 7.95 | ± 9.6 % |
| 10794 | AAC | 5G NR (CP-OFDM, 1 RB, 20 MHz, QPSK, 30 kHz)     | 5G NR FR1 TDD | 7.82 | ± 9.6 % |
| 10795 | AAC | 5G NR (CP-OFDM, 1 RB, 25 MHz, QPSK, 30 kHz)     | 5G NR FR1 TDD | 7.84 | ± 9.6 % |
| 10796 | AAC | 5G NR (CP-OFDM, 1 RB, 30 MHz, QPSK, 30 kHz)     | 5G NR FR1 TDD | 7.82 | ± 9.6 % |
| 10797 | AAC | 5G NR (CP-OFDM, 1 RB, 40 MHz, QPSK, 30 kHz)     | 5G NR FR1 TDD | 8.01 | ± 9.6 % |
| 10798 | AAC | 5G NR (CP-OFDM, 1 RB, 50 MHz, QPSK, 30 kHz)     | 5G NR FR1 TDD | 7.89 | ± 9.6 % |
| 10799 | AAC | 5G NR (CP-OFDM, 1 RB, 60 MHz, QPSK, 30 kHz)     | 5G NR FR1 TDD | 7.93 | ± 9.6 % |
| 10801 | AAC | 5G NR (CP-OFDM, 1 RB, 80 MHz, QPSK, 30 kHz)     | 5G NR FR1 TDD | 7.89 | ± 9.6 % |
| 10802 | AAC | 5G NR (CP-OFDM, 1 RB, 90 MHz, QPSK, 30 kHz)     | 5G NR FR1 TDD | 7.87 | ± 9.6 % |
| 10803 | AAE | 5G NR (CP-OFDM, 1 RB, 100 MHz, QPSK, 30 kHz)    | 5G NR FR1 TDD | 7.93 | ± 9.6 % |
| 10805 | AAD | 5G NR (CP-OFDM, 50% RB, 10 MHz, QPSK, 30 kHz)   | 5G NR FR1 TDD | 8.34 | ± 9.6 % |
| 10806 | AAD | 5G NR (CP-OFDM, 50% RB, 15 MHz, QPSK, 30 kHz)   | 5G NR FR1 TDD | 8.37 | ± 9.6 % |
| 10809 | AAD | 5G NR (CP-OFDM, 50% RB, 30 MHz, QPSK, 30 kHz)   | 5G NR FR1 TDD | 8.34 | ± 9.6 % |
| 10810 | AAD | 5G NR (CP-OFDM, 50% RB, 40 MHz, QPSK, 30 kHz)   | 5G NR FR1 TDD | 8.34 | ± 9.6 % |
| 10812 | AAD | 5G NR (CP-OFDM, 50% RB, 60 MHz, QPSK, 30 kHz)   | 5G NR FR1 TDD | 8.35 | ± 9.6 % |
| 10817 | AAD | 5G NR (CP-OFDM, 100% RB, 5 MHz, QPSK, 30 kHz)   | 5G NR FR1 TDD | 8.35 | ± 9.6 % |
| 10818 | AAD | 5G NR (CP-OFDM, 100% RB, 10 MHz, QPSK, 30 kHz)  | 5G NR FR1 TDD | 8.34 | ± 9.6 % |
| 10819 | AAD | 5G NR (CP-OFDM, 100% RB, 15 MHz, QPSK, 30 kHz)  | 5G NR FR1 TDD | 8.33 | ± 9.6 % |
| 10820 | AAD | 5G NR (CP-OFDM, 100% RB, 20 MHz, QPSK, 30 kHz)  | 5G NR FR1 TDD | 8.30 | ± 9.6 % |
| 10821 | AAC | 5G NR (CP-OFDM, 100% RB, 25 MHz, QPSK, 30 kHz)  | 5G NR FR1 TDD | 8.41 | ± 9.6 % |
| 10822 | AAD | 5G NR (CP-OFDM, 100% RB, 30 MHz, QPSK, 30 kHz)  | 5G NR FR1 TDD | 8.41 | ± 9.6 % |
| 10823 | AAC | 5G NR (CP-OFDM, 100% RB, 40 MHz, QPSK, 30 kHz)  | 5G NR FR1 TDD | 8.36 | ± 9.6 % |
| 10824 | AAD | 5G NR (CP-OFDM, 100% RB, 50 MHz, QPSK, 30 kHz)  | 5G NR FR1 TDD | 8.39 | ± 9.6 % |
| 10825 | AAD | 5G NR (CP-OFDM, 100% RB, 60 MHz, QPSK, 30 kHz)  | 5G NR FR1 TDD | 8.41 | ± 9.6 % |
| 10827 | AAD | 5G NR (CP-OFDM, 100% RB, 80 MHz, QPSK, 30 kHz)  | 5G NR FR1 TDD | 8.42 | ± 9.6 % |
| 10828 | AAE | 5G NR (CP-OFDM, 100% RB, 90 MHz, QPSK, 30 kHz)  | 5G NR FR1 TDD | 8.43 | ± 9.6 % |
| 10829 | AAD | 5G NR (CP-OFDM, 100% RB, 100 MHz, QPSK, 30 kHz) | 5G NR FR1 TDD | 8.40 | ± 9.6 % |
| 10830 | AAD | 5G NR (CP-OFDM, 1 RB, 10 MHz, QPSK, 60 kHz)     | 5G NR FR1 TDD | 7.63 | ± 9.6 % |
| 10831 | AAD | 5G NR (CP-OFDM, 1 RB, 15 MHz, QPSK, 60 kHz)     | 5G NR FR1 TDD | 7.73 | ± 9.6 % |
| 10832 | AAD | 5G NR (CP-OFDM, 1 RB, 20 MHz, QPSK, 60 kHz)     | 5G NR FR1 TDD | 7.74 | ± 9.6 % |
| 10833 | AAD | 5G NR (CP-OFDM, 1 RB, 25 MHz, QPSK, 60 kHz)     | 5G NR FR1 TDD | 7.70 | ± 9.6 % |
| 10834 | AAD | 5G NR (CP-OFDM, 1 RB, 30 MHz, QPSK, 60 kHz)     | 5G NR FR1 TDD | 7.75 | ± 9.6 % |
| 10835 | AAD | 5G NR (CP-OFDM, 1 RB, 40 MHz, QPSK, 60 kHz)     | 5G NR FR1 TDD | 7.70 | ± 9.6 % |
| 10836 | AAE | 5G NR (CP-OFDM, 1 RB, 50 MHz, QPSK, 60 kHz)     | 5G NR FR1 TDD | 7.66 | ± 9.6 % |
| 10837 | AAD | 5G NR (CP-OFDM, 1 RB, 60 MHz, QPSK, 60 kHz)     | 5G NR FR1 TDD | 7.68 | ± 9.6 % |
| 10839 | AAD | 5G NR (CP-OFDM, 1 RB, 80 MHz, QPSK, 60 kHz)     | 5G NR FR1 TDD | 7.70 | ± 9.6 % |
| 10840 | AAD | 5G NR (CP-OFDM, 1 RB, 90 MHz, QPSK, 60 kHz)     | 5G NR FR1 TDD | 7.67 | ± 9.6 % |
| 10841 | AAD | 5G NR (CP-OFDM, 1 RB, 100 MHz, QPSK, 60 kHz)    | 5G NR FR1 TDD | 7.71 | ± 9.6 % |
| 10843 | AAD | 5G NR (CP-OFDM, 50% RB, 15 MHz, QPSK, 60 kHz)   | 5G NR FR1 TDD | 8.49 | ± 9.6 % |
| 10844 | AAD | 5G NR (CP-OFDM, 50% RB, 20 MHz, QPSK, 60 kHz)   | 5G NR FR1 TDD | 8.34 | ± 9.6 % |
| 10846 | AAD | 5G NR (CP-OFDM, 50% RB, 30 MHz, QPSK, 60 kHz)   | 5G NR FR1 TDD | 8.41 | ± 9.6 % |
| 10854 | AAD | 5G NR (CP-OFDM, 100% RB, 10 MHz, QPSK, 60 kHz)  | 5G NR FR1 TDD | 8.34 | ± 9.6 % |
| 10855 | AAD | 5G NR (CP-OFDM, 100% RB, 15 MHz, QPSK, 60 kHz)  | 5G NR FR1 TDD | 8.36 | ± 9.6 % |
| 10856 | AAD | 5G NR (CP-OFDM, 100% RB, 20 MHz, QPSK, 60 kHz)  | 5G NR FR1 TDD | 8.37 | ± 9.6 % |
| 10857 | AAD | 5G NR (CP-OFDM, 100% RB, 25 MHz, QPSK, 60 kHz)  | 5G NR FR1 TDD | 8.35 | ± 9.6 % |
| 10858 | AAD | 5G NR (CP-OFDM, 100% RB, 30 MHz, QPSK, 60 kHz)  | 5G NR FR1 TDD | 8.36 | ± 9.6 % |
| 10859 | AAD | 5G NR (CP-OFDM, 100% RB, 40 MHz, QPSK, 60 kHz)  | 5G NR FR1 TDD | 8.34 | ± 9.6 % |

EF3DV3 – SN:4067

January 25, 2021

|       |     |                                                      |               |      |         |
|-------|-----|------------------------------------------------------|---------------|------|---------|
| 10860 | AAD | 5G NR (CP-OFDM, 100% RB, 50 MHz, QPSK, 60 kHz)       | 5G NR FR1 TDD | 8.41 | ± 9.6 % |
| 10861 | AAD | 5G NR (CP-OFDM, 100% RB, 60 MHz, QPSK, 60 kHz)       | 5G NR FR1 TDD | 8.40 | ± 9.6 % |
| 10863 | AAD | 5G NR (CP-OFDM, 100% RB, 80 MHz, QPSK, 60 kHz)       | 5G NR FR1 TDD | 8.41 | ± 9.6 % |
| 10864 | AAE | 5G NR (CP-OFDM, 100% RB, 90 MHz, QPSK, 60 kHz)       | 5G NR FR1 TDD | 8.37 | ± 9.6 % |
| 10865 | AAD | 5G NR (CP-OFDM, 100% RB, 100 MHz, QPSK, 60 kHz)      | 5G NR FR1 TDD | 8.41 | ± 9.6 % |
| 10866 | AAD | 5G NR (DFT-s-OFDM, 1 RB, 100 MHz, QPSK, 30 kHz)      | 5G NR FR1 TDD | 5.68 | ± 9.6 % |
| 10868 | AAD | 5G NR (DFT-s-OFDM, 100% RB, 100 MHz, QPSK, 30 kHz)   | 5G NR FR1 TDD | 5.89 | ± 9.6 % |
| 10869 | AAD | 5G NR (DFT-s-OFDM, 1 RB, 100 MHz, QPSK, 120 kHz)     | 5G NR FR2 TDD | 5.75 | ± 9.6 % |
| 10870 | AAD | 5G NR (DFT-s-OFDM, 100% RB, 100 MHz, QPSK, 120 kHz)  | 5G NR FR2 TDD | 5.86 | ± 9.6 % |
| 10871 | AAD | 5G NR (DFT-s-OFDM, 1 RB, 100 MHz, 16QAM, 120 kHz)    | 5G NR FR2 TDD | 5.75 | ± 9.6 % |
| 10872 | AAD | 5G NR (DFT-s-OFDM, 100% RB, 100 MHz, 16QAM, 120 kHz) | 5G NR FR2 TDD | 6.52 | ± 9.6 % |
| 10873 | AAD | 5G NR (DFT-s-OFDM, 1 RB, 100 MHz, 64QAM, 120 kHz)    | 5G NR FR2 TDD | 6.61 | ± 9.6 % |
| 10874 | AAD | 5G NR (DFT-s-OFDM, 100% RB, 100 MHz, 64QAM, 120 kHz) | 5G NR FR2 TDD | 6.65 | ± 9.6 % |
| 10875 | AAD | 5G NR (CP-OFDM, 1 RB, 100 MHz, QPSK, 120 kHz)        | 5G NR FR2 TDD | 7.78 | ± 9.6 % |
| 10876 | AAD | 5G NR (CP-OFDM, 100% RB, 100 MHz, QPSK, 120 kHz)     | 5G NR FR2 TDD | 8.39 | ± 9.6 % |
| 10877 | AAD | 5G NR (CP-OFDM, 1 RB, 100 MHz, 16QAM, 120 kHz)       | 5G NR FR2 TDD | 7.95 | ± 9.6 % |
| 10878 | AAD | 5G NR (CP-OFDM, 100% RB, 100 MHz, 16QAM, 120 kHz)    | 5G NR FR2 TDD | 8.41 | ± 9.6 % |
| 10879 | AAD | 5G NR (CP-OFDM, 1 RB, 100 MHz, 64QAM, 120 kHz)       | 5G NR FR2 TDD | 8.12 | ± 9.6 % |
| 10880 | AAD | 5G NR (CP-OFDM, 100% RB, 100 MHz, 64QAM, 120 kHz)    | 5G NR FR2 TDD | 8.38 | ± 9.6 % |
| 10881 | AAD | 5G NR (DFT-s-OFDM, 1 RB, 50 MHz, QPSK, 120 kHz)      | 5G NR FR2 TDD | 5.75 | ± 9.6 % |
| 10882 | AAD | 5G NR (DFT-s-OFDM, 100% RB, 50 MHz, QPSK, 120 kHz)   | 5G NR FR2 TDD | 5.96 | ± 9.6 % |
| 10883 | AAD | 5G NR (DFT-s-OFDM, 1 RB, 50 MHz, 16QAM, 120 kHz)     | 5G NR FR2 TDD | 6.57 | ± 9.6 % |
| 10884 | AAD | 5G NR (DFT-s-OFDM, 100% RB, 50 MHz, 16QAM, 120 kHz)  | 5G NR FR2 TDD | 6.53 | ± 9.6 % |
| 10885 | AAD | 5G NR (DFT-s-OFDM, 1 RB, 50 MHz, 64QAM, 120 kHz)     | 5G NR FR2 TDD | 6.61 | ± 9.6 % |
| 10886 | AAD | 5G NR (DFT-s-OFDM, 100% RB, 50 MHz, 64QAM, 120 kHz)  | 5G NR FR2 TDD | 6.65 | ± 9.6 % |
| 10887 | AAD | 5G NR (CP-OFDM, 1 RB, 50 MHz, QPSK, 120 kHz)         | 5G NR FR2 TDD | 7.78 | ± 9.6 % |
| 10888 | AAD | 5G NR (CP-OFDM, 100% RB, 50 MHz, QPSK, 120 kHz)      | 5G NR FR2 TDD | 8.35 | ± 9.6 % |
| 10889 | AAD | 5G NR (CP-OFDM, 1 RB, 50 MHz, 16QAM, 120 kHz)        | 5G NR FR2 TDD | 8.02 | ± 9.6 % |
| 10890 | AAD | 5G NR (CP-OFDM, 100% RB, 50 MHz, 16QAM, 120 kHz)     | 5G NR FR2 TDD | 8.40 | ± 9.6 % |
| 10891 | AAD | 5G NR (CP-OFDM, 1 RB, 50 MHz, 64QAM, 120 kHz)        | 5G NR FR2 TDD | 8.13 | ± 9.6 % |
| 10892 | AAD | 5G NR (CP-OFDM, 100% RB, 50 MHz, 64QAM, 120 kHz)     | 5G NR FR2 TDD | 8.41 | ± 9.6 % |
| 10897 | AAD | 5G NR (DFT-s-OFDM, 1 RB, 5 MHz, QPSK, 30 kHz)        | 5G NR FR1 TDD | 5.66 | ± 9.6 % |
| 10898 | AAD | 5G NR (DFT-s-OFDM, 1 RB, 10 MHz, QPSK, 30 kHz)       | 5G NR FR1 TDD | 5.67 | ± 9.6 % |
| 10899 | AAD | 5G NR (DFT-s-OFDM, 1 RB, 15 MHz, QPSK, 30 kHz)       | 5G NR FR1 TDD | 5.67 | ± 9.6 % |
| 10900 | AAD | 5G NR (DFT-s-OFDM, 1 RB, 20 MHz, QPSK, 30 kHz)       | 5G NR FR1 TDD | 5.68 | ± 9.6 % |
| 10901 | AAD | 5G NR (DFT-s-OFDM, 1 RB, 25 MHz, QPSK, 30 kHz)       | 5G NR FR1 TDD | 5.68 | ± 9.6 % |
| 10902 | AAD | 5G NR (DFT-s-OFDM, 1 RB, 30 MHz, QPSK, 30 kHz)       | 5G NR FR1 TDD | 5.68 | ± 9.6 % |
| 10903 | AAD | 5G NR (DFT-s-OFDM, 1 RB, 40 MHz, QPSK, 30 kHz)       | 5G NR FR1 TDD | 5.68 | ± 9.6 % |
| 10904 | AAD | 5G NR (DFT-s-OFDM, 1 RB, 50 MHz, QPSK, 30 kHz)       | 5G NR FR1 TDD | 5.68 | ± 9.6 % |
| 10905 | AAD | 5G NR (DFT-s-OFDM, 1 RB, 60 MHz, QPSK, 30 kHz)       | 5G NR FR1 TDD | 5.68 | ± 9.6 % |
| 10906 | AAD | 5G NR (DFT-s-OFDM, 1 RB, 80 MHz, QPSK, 30 kHz)       | 5G NR FR1 TDD | 5.68 | ± 9.6 % |
| 10907 | AAD | 5G NR (DFT-s-OFDM, 50% RB, 5 MHz, QPSK, 30 kHz)      | 5G NR FR1 TDD | 5.78 | ± 9.6 % |
| 10908 | AAD | 5G NR (DFT-s-OFDM, 50% RB, 10 MHz, QPSK, 30 kHz)     | 5G NR FR1 TDD | 5.93 | ± 9.6 % |
| 10909 | AAD | 5G NR (DFT-s-OFDM, 50% RB, 15 MHz, QPSK, 30 kHz)     | 5G NR FR1 TDD | 5.96 | ± 9.6 % |
| 10910 | AAD | 5G NR (DFT-s-OFDM, 50% RB, 20 MHz, QPSK, 30 kHz)     | 5G NR FR1 TDD | 5.83 | ± 9.6 % |
| 10911 | AAD | 5G NR (DFT-s-OFDM, 50% RB, 25 MHz, QPSK, 30 kHz)     | 5G NR FR1 TDD | 5.93 | ± 9.6 % |
| 10912 | AAD | 5G NR (DFT-s-OFDM, 50% RB, 30 MHz, QPSK, 30 kHz)     | 5G NR FR1 TDD | 5.84 | ± 9.6 % |
| 10913 | AAD | 5G NR (DFT-s-OFDM, 50% RB, 40 MHz, QPSK, 30 kHz)     | 5G NR FR1 TDD | 5.84 | ± 9.6 % |
| 10914 | AAD | 5G NR (DFT-s-OFDM, 50% RB, 50 MHz, QPSK, 30 kHz)     | 5G NR FR1 TDD | 5.85 | ± 9.6 % |
| 10915 | AAD | 5G NR (DFT-s-OFDM, 50% RB, 60 MHz, QPSK, 30 kHz)     | 5G NR FR1 TDD | 5.83 | ± 9.6 % |
| 10916 | AAD | 5G NR (DFT-s-OFDM, 50% RB, 80 MHz, QPSK, 30 kHz)     | 5G NR FR1 TDD | 5.87 | ± 9.6 % |
| 10917 | AAD | 5G NR (DFT-s-OFDM, 50% RB, 100 MHz, QPSK, 30 kHz)    | 5G NR FR1 TDD | 5.94 | ± 9.6 % |
| 10918 | AAD | 5G NR (DFT-s-OFDM, 100% RB, 5 MHz, QPSK, 30 kHz)     | 5G NR FR1 TDD | 5.86 | ± 9.6 % |
| 10919 | AAD | 5G NR (DFT-s-OFDM, 100% RB, 10 MHz, QPSK, 30 kHz)    | 5G NR FR1 TDD | 5.86 | ± 9.6 % |
| 10920 | AAD | 5G NR (DFT-s-OFDM, 100% RB, 15 MHz, QPSK, 30 kHz)    | 5G NR FR1 TDD | 5.87 | ± 9.6 % |
| 10921 | AAD | 5G NR (DFT-s-OFDM, 100% RB, 20 MHz, QPSK, 30 kHz)    | 5G NR FR1 TDD | 5.84 | ± 9.6 % |

EF3DV3 – SN:4067

January 25, 2021

|       |     |                                                     |               |       |         |
|-------|-----|-----------------------------------------------------|---------------|-------|---------|
| 10922 | AAD | 5G NR (DFT-s-OFDM, 100% RB, 25 MHz, QPSK, 30 kHz)   | 5G NR FR1 TDD | 5.82  | ± 9.6 % |
| 10923 | AAD | 5G NR (DFT-s-OFDM, 100% RB, 30 MHz, QPSK, 30 kHz)   | 5G NR FR1 TDD | 5.84  | ± 9.6 % |
| 10924 | AAD | 5G NR (DFT-s-OFDM, 100% RB, 40 MHz, QPSK, 30 kHz)   | 5G NR FR1 TDD | 5.84  | ± 9.6 % |
| 10925 | AAD | 5G NR (DFT-s-OFDM, 100% RB, 50 MHz, QPSK, 30 kHz)   | 5G NR FR1 TDD | 5.95  | ± 9.6 % |
| 10926 | AAD | 5G NR (DFT-s-OFDM, 100% RB, 60 MHz, QPSK, 30 kHz)   | 5G NR FR1 TDD | 5.84  | ± 9.6 % |
| 10927 | AAD | 5G NR (DFT-s-OFDM, 100% RB, 80 MHz, QPSK, 30 kHz)   | 5G NR FR1 TDD | 5.94  | ± 9.6 % |
| 10928 | AAD | 5G NR (DFT-s-OFDM, 1 RB, 5 MHz, QPSK, 15 kHz)       | 5G NR FR1 FDD | 5.52  | ± 9.6 % |
| 10929 | AAD | 5G NR (DFT-s-OFDM, 1 RB, 10 MHz, QPSK, 15 kHz)      | 5G NR FR1 FDD | 5.52  | ± 9.6 % |
| 10930 | AAD | 5G NR (DFT-s-OFDM, 1 RB, 15 MHz, QPSK, 15 kHz)      | 5G NR FR1 FDD | 5.52  | ± 9.6 % |
| 10931 | AAD | 5G NR (DFT-s-OFDM, 1 RB, 20 MHz, QPSK, 15 kHz)      | 5G NR FR1 FDD | 5.51  | ± 9.6 % |
| 10932 | AAB | 5G NR (DFT-s-OFDM, 1 RB, 25 MHz, QPSK, 15 kHz)      | 5G NR FR1 FDD | 5.51  | ± 9.6 % |
| 10933 | AAA | 5G NR (DFT-s-OFDM, 1 RB, 30 MHz, QPSK, 15 kHz)      | 5G NR FR1 FDD | 5.51  | ± 9.6 % |
| 10934 | AAA | 5G NR (DFT-s-OFDM, 1 RB, 40 MHz, QPSK, 15 kHz)      | 5G NR FR1 FDD | 5.51  | ± 9.6 % |
| 10935 | AAA | 5G NR (DFT-s-OFDM, 1 RB, 50 MHz, QPSK, 15 kHz)      | 5G NR FR1 FDD | 5.51  | ± 9.6 % |
| 10936 | AAC | 5G NR (DFT-s-OFDM, 50% RB, 5 MHz, QPSK, 15 kHz)     | 5G NR FR1 FDD | 5.90  | ± 9.6 % |
| 10937 | AAB | 5G NR (DFT-s-OFDM, 50% RB, 10 MHz, QPSK, 15 kHz)    | 5G NR FR1 FDD | 5.77  | ± 9.6 % |
| 10938 | AAB | 5G NR (DFT-s-OFDM, 50% RB, 15 MHz, QPSK, 15 kHz)    | 5G NR FR1 FDD | 5.90  | ± 9.6 % |
| 10939 | AAB | 5G NR (DFT-s-OFDM, 50% RB, 20 MHz, QPSK, 15 kHz)    | 5G NR FR1 FDD | 5.82  | ± 9.6 % |
| 10940 | AAB | 5G NR (DFT-s-OFDM, 50% RB, 25 MHz, QPSK, 15 kHz)    | 5G NR FR1 FDD | 5.89  | ± 9.6 % |
| 10941 | AAB | 5G NR (DFT-s-OFDM, 50% RB, 30 MHz, QPSK, 15 kHz)    | 5G NR FR1 FDD | 5.83  | ± 9.6 % |
| 10942 | AAB | 5G NR (DFT-s-OFDM, 50% RB, 40 MHz, QPSK, 15 kHz)    | 5G NR FR1 FDD | 5.85  | ± 9.6 % |
| 10943 | AAB | 5G NR (DFT-s-OFDM, 50% RB, 50 MHz, QPSK, 15 kHz)    | 5G NR FR1 FDD | 5.95  | ± 9.6 % |
| 10944 | AAB | 5G NR (DFT-s-OFDM, 100% RB, 5 MHz, QPSK, 15 kHz)    | 5G NR FR1 FDD | 5.81  | ± 9.6 % |
| 10945 | AAB | 5G NR (DFT-s-OFDM, 100% RB, 10 MHz, QPSK, 15 kHz)   | 5G NR FR1 FDD | 5.85  | ± 9.6 % |
| 10946 | AAC | 5G NR (DFT-s-OFDM, 100% RB, 15 MHz, QPSK, 15 kHz)   | 5G NR FR1 FDD | 5.83  | ± 9.6 % |
| 10947 | AAB | 5G NR (DFT-s-OFDM, 100% RB, 20 MHz, QPSK, 15 kHz)   | 5G NR FR1 FDD | 5.87  | ± 9.6 % |
| 10948 | AAB | 5G NR (DFT-s-OFDM, 100% RB, 25 MHz, QPSK, 15 kHz)   | 5G NR FR1 FDD | 5.94  | ± 9.6 % |
| 10949 | AAB | 5G NR (DFT-s-OFDM, 100% RB, 30 MHz, QPSK, 15 kHz)   | 5G NR FR1 FDD | 5.87  | ± 9.6 % |
| 10950 | AAB | 5G NR (DFT-s-OFDM, 100% RB, 40 MHz, QPSK, 15 kHz)   | 5G NR FR1 FDD | 5.94  | ± 9.6 % |
| 10951 | AAB | 5G NR (DFT-s-OFDM, 100% RB, 50 MHz, QPSK, 15 kHz)   | 5G NR FR1 FDD | 5.92  | ± 9.6 % |
| 10952 | AAB | 5G NR DL (CP-OFDM, TM 3.1, 5 MHz, 64-QAM, 15 kHz)   | 5G NR FR1 FDD | 8.25  | ± 9.6 % |
| 10953 | AAB | 5G NR DL (CP-OFDM, TM 3.1, 10 MHz, 64-QAM, 15 kHz)  | 5G NR FR1 FDD | 8.15  | ± 9.6 % |
| 10954 | AAB | 5G NR DL (CP-OFDM, TM 3.1, 15 MHz, 64-QAM, 15 kHz)  | 5G NR FR1 FDD | 8.23  | ± 9.6 % |
| 10955 | AAB | 5G NR DL (CP-OFDM, TM 3.1, 20 MHz, 64-QAM, 15 kHz)  | 5G NR FR1 FDD | 8.42  | ± 9.6 % |
| 10956 | AAB | 5G NR DL (CP-OFDM, TM 3.1, 5 MHz, 64-QAM, 30 kHz)   | 5G NR FR1 FDD | 8.14  | ± 9.6 % |
| 10957 | AAC | 5G NR DL (CP-OFDM, TM 3.1, 10 MHz, 64-QAM, 30 kHz)  | 5G NR FR1 FDD | 8.31  | ± 9.6 % |
| 10958 | AAB | 5G NR DL (CP-OFDM, TM 3.1, 15 MHz, 64-QAM, 30 kHz)  | 5G NR FR1 FDD | 8.61  | ± 9.6 % |
| 10959 | AAB | 5G NR DL (CP-OFDM, TM 3.1, 20 MHz, 64-QAM, 30 kHz)  | 5G NR FR1 FDD | 8.33  | ± 9.6 % |
| 10960 | AAB | 5G NR DL (CP-OFDM, TM 3.1, 5 MHz, 64-QAM, 15 kHz)   | 5G NR FR1 TDD | 9.32  | ± 9.6 % |
| 10961 | AAB | 5G NR DL (CP-OFDM, TM 3.1, 10 MHz, 64-QAM, 15 kHz)  | 5G NR FR1 TDD | 9.36  | ± 9.6 % |
| 10962 | AAB | 5G NR DL (CP-OFDM, TM 3.1, 15 MHz, 64-QAM, 15 kHz)  | 5G NR FR1 TDD | 9.40  | ± 9.6 % |
| 10963 | AAB | 5G NR DL (CP-OFDM, TM 3.1, 20 MHz, 64-QAM, 15 kHz)  | 5G NR FR1 TDD | 9.55  | ± 9.6 % |
| 10964 | AAB | 5G NR DL (CP-OFDM, TM 3.1, 5 MHz, 64-QAM, 30 kHz)   | 5G NR FR1 TDD | 9.29  | ± 9.6 % |
| 10965 | AAB | 5G NR DL (CP-OFDM, TM 3.1, 10 MHz, 64-QAM, 30 kHz)  | 5G NR FR1 TDD | 9.37  | ± 9.6 % |
| 10966 | AAB | 5G NR DL (CP-OFDM, TM 3.1, 15 MHz, 64-QAM, 30 kHz)  | 5G NR FR1 TDD | 9.55  | ± 9.6 % |
| 10967 | AAB | 5G NR DL (CP-OFDM, TM 3.1, 20 MHz, 64-QAM, 30 kHz)  | 5G NR FR1 TDD | 9.42  | ± 9.6 % |
| 10968 | AAB | 5G NR DL (CP-OFDM, TM 3.1, 100 MHz, 64-QAM, 30 kHz) | 5G NR FR1 TDD | 9.49  | ± 9.6 % |
| 10972 | AAB | 5G NR (CP-OFDM, 1 RB, 20 MHz, QPSK, 15 kHz)         | 5G NR FR1 TDD | 11.59 | ± 9.6 % |
| 10973 | AAB | 5G NR (DFT-s-OFDM, 1 RB, 100 MHz, QPSK, 30 kHz)     | 5G NR FR1 TDD | 9.06  | ± 9.6 % |
| 10974 | AAB | 5G NR (CP-OFDM, 100% RB, 100 MHz, 256-QAM, 30 kHz)  | 5G NR FR1 TDD | 10.28 | ± 9.6 % |

<sup>2</sup> Uncertainty is determined using the max. deviation from linear response applying rectangular distribution and is expressed for the square of the field value.

## 22. Appendix E. Dipole Calibration Data

**Calibration Laboratory of  
Schmid & Partner  
Engineering AG**  
Zeughausstrasse 43, 8004 Zurich, Switzerland



**S** Schweizerischer Kalibrierdienst  
**C** Service suisse d'étalonnage  
**S** Servizio svizzero di taratura  
**S** Swiss Calibration Service

Accredited by the Swiss Accreditation Service (SAS)  
The Swiss Accreditation Service is one of the signatories to the EA  
Multilateral Agreement for the recognition of calibration certificates

Accreditation No.: **SCS 0108**

Client **HCT (Dymstec)**

Certificate No: **CD835V3-1024\_Feb20**

| CALIBRATION CERTIFICATE                                                                                                                                                                                                                                                                                                                                                                                                        |                                                                     |                                   |                           |
|--------------------------------------------------------------------------------------------------------------------------------------------------------------------------------------------------------------------------------------------------------------------------------------------------------------------------------------------------------------------------------------------------------------------------------|---------------------------------------------------------------------|-----------------------------------|---------------------------|
| Object                                                                                                                                                                                                                                                                                                                                                                                                                         | CD835V3 - SN: 1024                                                  |                                   |                           |
| Calibration procedure(s)                                                                                                                                                                                                                                                                                                                                                                                                       | QA CAL-20.v7<br>Calibration Procedure for Validation Sources in air |                                   |                           |
| Calibration date:                                                                                                                                                                                                                                                                                                                                                                                                              | February 21, 2020                                                   |                                   |                           |
| <p>This calibration certificate documents the traceability to national standards, which realize the physical units of measurements (SI).<br/>The measurements and the uncertainties with confidence probability are given on the following pages and are part of the certificate.</p> <p>All calibrations have been conducted in the closed laboratory facility: environment temperature (22 ± 3)°C and humidity &lt; 70%.</p> |                                                                     |                                   |                           |
| Calibration Equipment used (M&TE critical for calibration)                                                                                                                                                                                                                                                                                                                                                                     |                                                                     |                                   |                           |
| Primary Standards                                                                                                                                                                                                                                                                                                                                                                                                              | ID #                                                                | Cal Date (Certificate No.)        | Scheduled Calibration     |
| Power meter NRP                                                                                                                                                                                                                                                                                                                                                                                                                | SN: 104778                                                          | 03-Apr-19 (No. 217-02892/02893)   | Apr-20                    |
| Power sensor NRP-Z91                                                                                                                                                                                                                                                                                                                                                                                                           | SN: 103244                                                          | 03-Apr-19 (No. 217-02892)         | Apr-20                    |
| Power sensor NRP-Z91                                                                                                                                                                                                                                                                                                                                                                                                           | SN: 103245                                                          | 03-Apr-19 (No. 217-02893)         | Apr-20                    |
| Reference 20 dB Attenuator                                                                                                                                                                                                                                                                                                                                                                                                     | SN: 5058 (20k)                                                      | 04-Apr-19 (No. 217-02894)         | Apr-20                    |
| Type-N mismatch combination                                                                                                                                                                                                                                                                                                                                                                                                    | SN: 5047.2 / 06327                                                  | 04-Apr-19 (No. 217-02895)         | Apr-20                    |
| Probe EF3DV3                                                                                                                                                                                                                                                                                                                                                                                                                   | SN: 4013                                                            | 31-Dec-19 (No. EF3-4013_Dec19)    | Dec-20                    |
| DAE4                                                                                                                                                                                                                                                                                                                                                                                                                           | SN: 781                                                             | 27-Dec-19 (No. DAE4-781_Dec19)    | Dec-20                    |
| Secondary Standards                                                                                                                                                                                                                                                                                                                                                                                                            | ID #                                                                | Check Date (in house)             | Scheduled Check           |
| Power meter Agilent 4419B                                                                                                                                                                                                                                                                                                                                                                                                      | SN: GB42420191                                                      | 09-Oct-09 (in house check Oct-17) | In house check: Oct-20    |
| Power sensor HP E4412A                                                                                                                                                                                                                                                                                                                                                                                                         | SN: US38485102                                                      | 05-Jan-10 (in house check Oct-17) | In house check: Oct-20    |
| Power sensor HP B482A                                                                                                                                                                                                                                                                                                                                                                                                          | SN: US37295597                                                      | 09-Oct-09 (in house check Oct-17) | In house check: Oct-20    |
| RF generator R&S SMT-06                                                                                                                                                                                                                                                                                                                                                                                                        | SN: 837633/005                                                      | 10-Jan-19 (in house check Jan-19) | In house check: Oct-20    |
| Network Analyzer Agilent E8358A                                                                                                                                                                                                                                                                                                                                                                                                | SN: US41060477                                                      | 31-Mar-14 (in house check Oct-19) | In house check: Oct-20    |
| Calibrated by:                                                                                                                                                                                                                                                                                                                                                                                                                 | Name<br>Claudio Leubler                                             | Function<br>Laboratory Technician | Signature<br>             |
| Approved by:                                                                                                                                                                                                                                                                                                                                                                                                                   | Name<br>Kolja Pokovic                                               | Function<br>Technical Manager     | Signature<br>             |
|                                                                                                                                                                                                                                                                                                                                                                                                                                |                                                                     |                                   | Issued: February 24, 2020 |
| This calibration certificate shall not be reproduced except in full without written approval of the laboratory.                                                                                                                                                                                                                                                                                                                |                                                                     |                                   |                           |



Calibration Laboratory of  
Schmid & Partner  
Engineering AG  
Zeughausstrasse 43, 8004 Zurich, Switzerland



S Schweizerischer Kalibrierdienst  
C Service suisse d'étalonnage  
S Servizio svizzero di taratura  
S Swiss Calibration Service

Accredited by the Swiss Accreditation Service (SAS)

The Swiss Accreditation Service is one of the signatories to the EA  
Multilateral Agreement for the recognition of calibration certificates

Accreditation No.: **SCS 0108**

## References

- [1] ANSI-C63.19-2011  
American National Standard, Methods of Measurement of Compatibility between Wireless Communications  
Devices and Hearing Aids.

## Methods Applied and Interpretation of Parameters:

- **Coordinate System:** y-axis is in the direction of the dipole arms. z-axis is from the basis of the antenna (mounted on the table) towards its feed point between the two dipole arms. x-axis is normal to the other axes. In coincidence with the standards [1], the measurement planes (probe sensor center) are selected to be at a distance of 15 mm above the top metal edge of the dipole arms.
- **Measurement Conditions:** Further details are available from the hardcopies at the end of the certificate. All figures stated in the certificate are valid at the frequency indicated. The forward power to the dipole connector is set with a calibrated power meter connected and monitored with an auxiliary power meter connected to a directional coupler. While the dipole under test is connected, the forward power is adjusted to the same level.
- **Antenna Positioning:** The dipole is mounted on a HAC Test Arch phantom using the matching dipole positioner with the arms horizontal and the feeding cable coming from the floor. The measurements are performed in a shielded room with absorbers around the setup to reduce the reflections. It is verified before the mounting of the dipole under the Test Arch phantom, that its arms are perfectly in a line. It is installed on the HAC dipole positioner with its arms parallel below the dielectric reference wire and able to move elastically in vertical direction without changing its relative position to the top center of the Test Arch phantom. The vertical distance to the probe is adjusted after dipole mounting with a DASYS Surface Check job. Before the measurement, the distance between phantom surface and probe tip is verified. The proper measurement distance is selected by choosing the matching section of the HAC Test Arch phantom with the proper device reference point (upper surface of the dipole) and the matching grid reference point (tip of the probe) considering the probe sensor offset. The vertical distance to the probe is essential for the accuracy.
- **Feed Point Impedance and Return Loss:** These parameters are measured using a Vector Network Analyzer. The impedance is specified at the SMA connector of the dipole. The influence of reflections was eliminating by applying the averaging function while moving the dipole in the air, at least 70cm away from any obstacles.
- **E-field distribution:** E field is measured in the x-y-plane with an isotropic E-field probe with 100 mW forward power to the antenna feed point. In accordance with [1], the scan area is 20mm wide, its length exceeds the dipole arm length (180 or 90mm). The sensor center is 15 mm (in z) above the metal top of the dipole arms. Two 3D maxima are available near the end of the dipole arms. Assuming the dipole arms are perfectly in one line, the average of these two maxima (in subgrid 2 and subgrid 8) is determined to compensate for any non-parallelity to the measurement plane as well as the sensor displacement. The E-field value stated as calibration value represents the maximum of the interpolated 3D-E-field, in the plane above the dipole surface.

The reported uncertainty of measurement is stated as the standard uncertainty of measurement multiplied by the coverage factor  $k=2$ , which for a normal distribution corresponds to a coverage probability of approximately 95%.

**Measurement Conditions**

DASY system configuration, as far as not given on page 1.

|                                    |                 |          |
|------------------------------------|-----------------|----------|
| DASY Version                       | DASY5           | V52.10.4 |
| Phantom                            | HAC Test Arch   |          |
| Distance Dipole Top - Probe Center | 15 mm           |          |
| Scan resolution                    | dx, dy = 5 mm   |          |
| Frequency                          | 835 MHz ± 1 MHz |          |
| Input power drift                  | < 0.05 dB       |          |

**Maximum Field values at 835 MHz**

| E-field 15 mm above dipole surface | condition          | Interpolated maximum            |
|------------------------------------|--------------------|---------------------------------|
| Maximum measured above high end    | 100 mW input power | 107.0 V/m = 40.59 dBV/m         |
| Maximum measured above low end     | 100 mW input power | 103.5 V/m = 40.30 dBV/m         |
| Averaged maximum above arm         | 100 mW input power | <b>105.3 V/m ± 12.8 % (k=2)</b> |

**Appendix (Additional assessments outside the scope of SCS 0108)**

**Antenna Parameters**

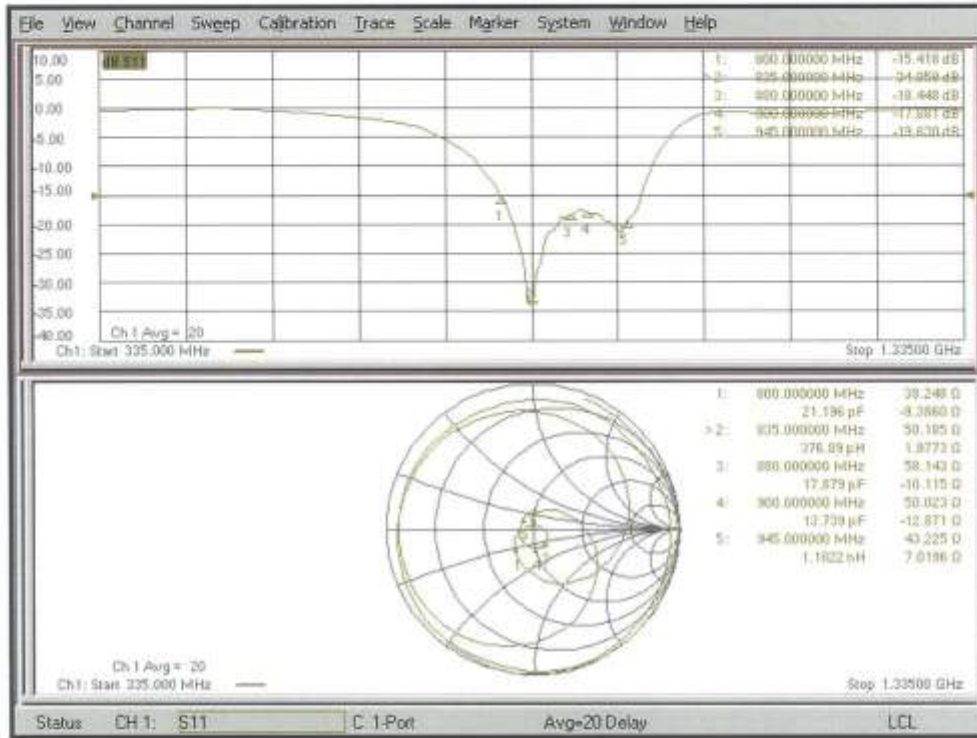
| Frequency | Return Loss | Impedance        |
|-----------|-------------|------------------|
| 800 MHz   | 15.4 dB     | 38.2 Ω - 9.4 jΩ  |
| 835 MHz   | 34.1 dB     | 50.2 Ω + 2.0 jΩ  |
| 880 MHz   | 18.4 dB     | 58.1 Ω - 10.1 jΩ |
| 900 MHz   | 17.9 dB     | 50.0 Ω - 12.9 jΩ |
| 945 MHz   | 19.6 dB     | 43.2 Ω + 7.0 jΩ  |

**3.2 Antenna Design and Handling**

The calibration dipole has a symmetric geometry with a built-in two stub matching network, which leads to the enhanced bandwidth. The dipole is built of standard semirigid coaxial cable. The internal matching line is open ended. The antenna is therefore open for DC signals. Do not apply force to dipole arms, as they are liable to bend. The soldered connections near the feedpoint may be damaged. After excessive mechanical stress or overheating, check the impedance characteristics to ensure that the internal matching network is not affected.

After long term use with 40W radiated power, only a slight warming of the dipole near the feedpoint can be measured.

Impedance Measurement Plot



**DASY5 E-field Result**

Date: 21.02.2020

Test Laboratory: SPEAG Lab2

**DUT: HAC-Dipole 835 MHz; Type: CD835V3; Serial: CD835V3 - SN: 1024**

Communication System: UID 0 - CW; Frequency: 835 MHz  
Medium parameters used:  $\sigma = 0$  S/m,  $\epsilon_r = 1$ ;  $\rho = 0$  kg/m<sup>3</sup>  
Phantom section: RF Section  
Measurement Standard: DASY5 (IEEE/IEC/ANSI C63.19-2011)

DASY52 Configuration:

- Probe: EF3DV3 - SN4013; ConvF[1, 1, 1] @ 835 MHz; Calibrated: 31.12.2019
- Sensor-Surface: (Fix Surface)
- Electronics: DAE4 Sn781; Calibrated: 27.12.2019
- Phantom: HAC Test Arch with AMCC; Type: SD HAC P01 BA; Serial: 1070
- DASY52 52.10.4(1527); SEMCAD X 14.6.14(7483)

**Dipole E-Field measurement @ 835MHz/E-Scan - 835MHz d=15mm/Hearing Aid Compatibility Test (41x361x1):**

Interpolated grid: dx=0.5000 mm, dy=0.5000 mm

Device Reference Point: 0, 0, -6.3 mm

Reference Value = 122.7 V/m; Power Drift = -0.01 dB


Applied MIF = 0.00 dB

RF audio interference level = 40.59 dBV/m

**Emission category: M3**

MIF scaled E-field

|             |             |             |
|-------------|-------------|-------------|
| Grid 1 M3   | Grid 2 M3   | Grid 3 M3   |
| 40.24 dBV/m | 40.59 dBV/m | 40.5 dBV/m  |
| Grid 4 M4   | Grid 5 M4   | Grid 6 M4   |
| 35.16 dBV/m | 35.55 dBV/m | 35.55 dBV/m |
| Grid 7 M4   | Grid 8 M3   | Grid 9 M3   |
| 39.85 dBV/m | 40.3 dBV/m  | 40.29 dBV/m |



**Calibration Laboratory of  
Schmid & Partner  
Engineering AG**  
Zeughausstrasse 43, 8004 Zurich, Switzerland



**S** Schweizerischer Kalibrierdienst  
**C** Service suisse d'étalonnage  
**S** Servizio svizzero di taratura  
**S** Swiss Calibration Service

Accredited by the Swiss Accreditation Service (SAS)  
The Swiss Accreditation Service is one of the signatories to the EA  
Multilateral Agreement for the recognition of calibration certificates

Accreditation No.: **SCS 0108**

Client **HCT (Dymstec)**

Certificate No: **CD1880V3-1019\_Feb20**

| CALIBRATION CERTIFICATE                                                                                                                                                                                                                                                                                                                                                                                                        |                                                                     |                                   |                           |
|--------------------------------------------------------------------------------------------------------------------------------------------------------------------------------------------------------------------------------------------------------------------------------------------------------------------------------------------------------------------------------------------------------------------------------|---------------------------------------------------------------------|-----------------------------------|---------------------------|
| Object                                                                                                                                                                                                                                                                                                                                                                                                                         | CD1880V3 - SN: 1019                                                 |                                   |                           |
| Calibration procedure(s)                                                                                                                                                                                                                                                                                                                                                                                                       | QA CAL-20.v7<br>Calibration Procedure for Validation Sources in air |                                   |                           |
| Calibration date:                                                                                                                                                                                                                                                                                                                                                                                                              | February 21, 2020                                                   |                                   |                           |
| <p>This calibration certificate documents the traceability to national standards, which realize the physical units of measurements (SI).<br/>The measurements and the uncertainties with confidence probability are given on the following pages and are part of the certificate.</p> <p>All calibrations have been conducted in the closed laboratory facility: environment temperature (22 ± 3)°C and humidity &lt; 70%.</p> |                                                                     |                                   |                           |
| Calibration Equipment used (M&TE critical for calibration)                                                                                                                                                                                                                                                                                                                                                                     |                                                                     |                                   |                           |
| Primary Standards                                                                                                                                                                                                                                                                                                                                                                                                              | ID #                                                                | Cal Date (Certificate No.)        | Scheduled Calibration     |
| Power meter NRP                                                                                                                                                                                                                                                                                                                                                                                                                | SN: 104778                                                          | 03-Apr-19 (No. 217-02892/02893)   | Apr-20                    |
| Power sensor NRP-Z91                                                                                                                                                                                                                                                                                                                                                                                                           | SN: 103244                                                          | 03-Apr-19 (No. 217-02892)         | Apr-20                    |
| Power sensor NRP-Z91                                                                                                                                                                                                                                                                                                                                                                                                           | SN: 103245                                                          | 03-Apr-19 (No. 217-02893)         | Apr-20                    |
| Reference 20 dB Attenuator                                                                                                                                                                                                                                                                                                                                                                                                     | SN: 5058 (20k)                                                      | 04-Apr-19 (No. 217-02894)         | Apr-20                    |
| Type-N mismatch combination                                                                                                                                                                                                                                                                                                                                                                                                    | SN: 5047.2 / 06327                                                  | 04-Apr-19 (No. 217-02895)         | Apr-20                    |
| Probe EF3DV3                                                                                                                                                                                                                                                                                                                                                                                                                   | SN: 4013                                                            | 31-Dec-19 (No. EF3-4013_Dec19)    | Dec-20                    |
| DAE4                                                                                                                                                                                                                                                                                                                                                                                                                           | SN: 781                                                             | 27-Dec-19 (No. DAE4-781_Dec19)    | Dec-20                    |
| Secondary Standards                                                                                                                                                                                                                                                                                                                                                                                                            | ID #                                                                | Check Date (in house)             | Scheduled Check           |
| Power meter Agilent 44198B                                                                                                                                                                                                                                                                                                                                                                                                     | SN: GB42420191                                                      | 09-Oct-09 (in house check Oct-17) | In house check: Oct-20    |
| Power sensor HP E4412A                                                                                                                                                                                                                                                                                                                                                                                                         | SN: US38485102                                                      | 05-Jan-10 (in house check Oct-17) | In house check: Oct-20    |
| Power sensor HP 8482A                                                                                                                                                                                                                                                                                                                                                                                                          | SN: US37295597                                                      | 09-Oct-09 (in house check Oct-17) | In house check: Oct-20    |
| RF generator R&S SMT-06                                                                                                                                                                                                                                                                                                                                                                                                        | SN: 837633/005                                                      | 10-Jan-19 (in house check Jan-19) | In house check: Oct-20    |
| Network Analyzer Agilent E8358A                                                                                                                                                                                                                                                                                                                                                                                                | SN: US41080477                                                      | 31-Mar-14 (in house check Oct-19) | In house check: Oct-20    |
| Calibrated by:                                                                                                                                                                                                                                                                                                                                                                                                                 | Name<br>Claudio Leubler                                             | Function<br>Laboratory Technician | Signature<br>             |
| Approved by:                                                                                                                                                                                                                                                                                                                                                                                                                   | Name<br>Katja Pokovic                                               | Technical Manager                 | Signature<br>             |
|                                                                                                                                                                                                                                                                                                                                                                                                                                |                                                                     |                                   | Issued: February 24, 2020 |
| This calibration certificate shall not be reproduced except in full without written approval of the laboratory.                                                                                                                                                                                                                                                                                                                |                                                                     |                                   |                           |

**Calibration Laboratory of  
Schmid & Partner  
Engineering AG**  
Zeughausstrasse 43, 8004 Zurich, Switzerland



**S** Schweizerischer Kalibrierdienst  
**C** Service suisse d'étalonnage  
**S** Servizio svizzero di taratura  
Swiss Calibration Service

Accredited by the Swiss Accreditation Service (SAS)

The Swiss Accreditation Service is one of the signatories to the EA  
Multilateral Agreement for the recognition of calibration certificates

Accreditation No.: **SCS 0108**

## References

- [1] ANSI-C63.19-2011  
American National Standard, Methods of Measurement of Compatibility between Wireless Communications  
Devices and Hearing Aids.

## Methods Applied and Interpretation of Parameters:

- *Coordinate System:* y-axis is in the direction of the dipole arms. z-axis is from the basis of the antenna (mounted on the table) towards its feed point between the two dipole arms. x-axis is normal to the other axes. In coincidence with the standards [1], the measurement planes (probe sensor center) are selected to be at a distance of 15 mm above the top metal edge of the dipole arms.
- *Measurement Conditions:* Further details are available from the hardcopies at the end of the certificate. All figures stated in the certificate are valid at the frequency indicated. The forward power to the dipole connector is set with a calibrated power meter connected and monitored with an auxiliary power meter connected to a directional coupler. While the dipole under test is connected, the forward power is adjusted to the same level.
- *Antenna Positioning:* The dipole is mounted on a HAC Test Arch phantom using the matching dipole positioner with the arms horizontal and the feeding cable coming from the floor. The measurements are performed in a shielded room with absorbers around the setup to reduce the reflections. It is verified before the mounting of the dipole under the Test Arch phantom, that its arms are perfectly in a line. It is installed on the HAC dipole positioner with its arms parallel below the dielectric reference wire and able to move elastically in vertical direction without changing its relative position to the top center of the Test Arch phantom. The vertical distance to the probe is adjusted after dipole mounting with a DASY5 Surface Check job. Before the measurement, the distance between phantom surface and probe tip is verified. The proper measurement distance is selected by choosing the matching section of the HAC Test Arch phantom with the proper device reference point (upper surface of the dipole) and the matching grid reference point (tip of the probe) considering the probe sensor offset. The vertical distance to the probe is essential for the accuracy.
- *Feed Point Impedance and Return Loss:* These parameters are measured using a Vector Network Analyzer. The impedance is specified at the SMA connector of the dipole. The influence of reflections was eliminated by applying the averaging function while moving the dipole in the air, at least 70cm away from any obstacles.
- *E-field distribution:* E field is measured in the x-y-plane with an isotropic E-field probe with 100 mW forward power to the antenna feed point. In accordance with [1], the scan area is 20mm wide, its length exceeds the dipole arm length (180 or 90mm). The sensor center is 15 mm (in z) above the metal top of the dipole arms. Two 3D maxima are available near the end of the dipole arms. Assuming the dipole arms are perfectly in one line, the average of these two maxima (in subgrid 2 and subgrid 8) is determined to compensate for any non-parallelity to the measurement plane as well as the sensor displacement. The E-field value stated as calibration value represents the maximum of the interpolated 3D-E-field, in the plane above the dipole surface.

The reported uncertainty of measurement is stated as the standard uncertainty of measurement multiplied by the coverage factor  $k=2$ , which for a normal distribution corresponds to a coverage probability of approximately 95%.

**Measurement Conditions**

DASY system configuration, as far as not given on page 1.

|                                    |                  |          |
|------------------------------------|------------------|----------|
| DASY Version                       | DASY5            | V52.10.4 |
| Phantom                            | HAC Test Arch    |          |
| Distance Dipole Top - Probe Center | 15 mm            |          |
| Scan resolution                    | dx, dy = 5 mm    |          |
| Frequency                          | 1880 MHz ± 1 MHz |          |
| Input power drift                  | < 0.05 dB        |          |

**Maximum Field values at 1880 MHz**

| E-field 15 mm above dipole surface | condition          | Interpolated maximum           |
|------------------------------------|--------------------|--------------------------------|
| Maximum measured above high end    | 100 mW input power | 85.9 V/m = 38.68 dBV/m         |
| Maximum measured above low end     | 100 mW input power | 84.8 V/m = 38.57 dBV/m         |
| Averaged maximum above arm         | 100 mW input power | <b>85.3 V/m ± 12.8 % (k=2)</b> |

**Appendix (Additional assessments outside the scope of SCS 0108)**

**Antenna Parameters**

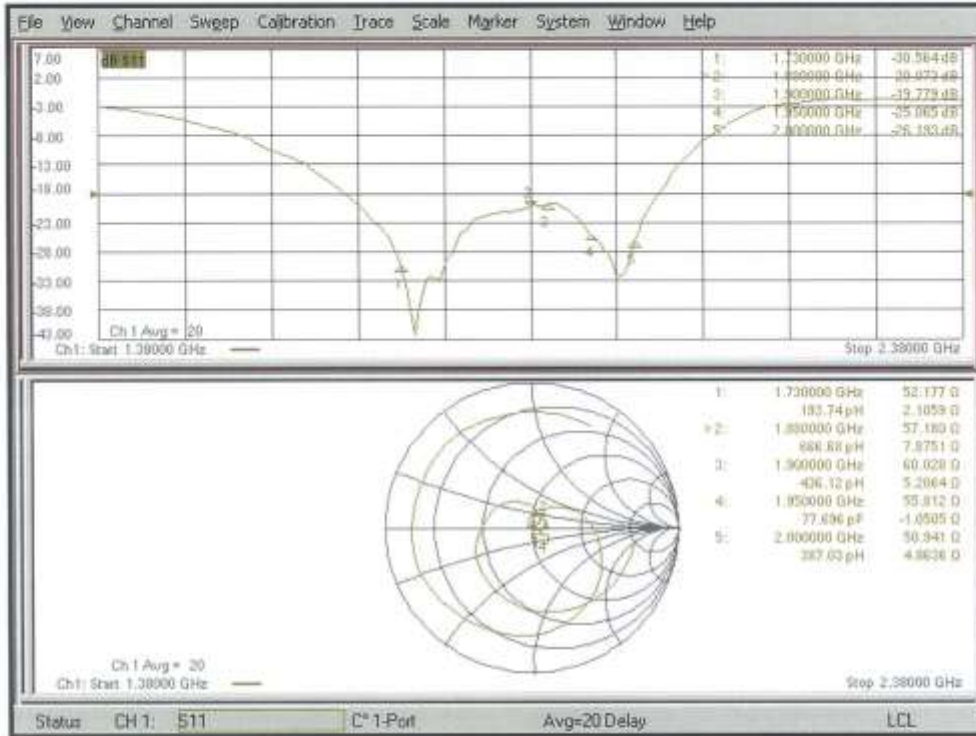
| Frequency | Return Loss | Impedance       |
|-----------|-------------|-----------------|
| 1730 MHz  | 30.6 dB     | 52.2 Ω + 2.1 jΩ |
| 1880 MHz  | 20.1 dB     | 57.2 Ω + 7.9 jΩ |
| 1900 MHz  | 19.8 dB     | 60.0 Ω + 5.2 jΩ |
| 1950 MHz  | 25.1 dB     | 55.8 Ω - 1.1 jΩ |
| 2000 MHz  | 26.2 dB     | 50.9 Ω + 4.9 jΩ |

**3.2 Antenna Design and Handling**

The calibration dipole has a symmetric geometry with a built-in two stub matching network, which leads to the enhanced bandwidth. The dipole is built of standard semirigid coaxial cable. The internal matching line is open ended. The antenna is therefore open for DC signals. Do not apply force to dipole arms, as they are liable to bend. The soldered connections near the feedpoint may be damaged. After excessive mechanical stress or overheating, check the impedance characteristics to ensure that the internal matching network is not affected.

After long term use with 40W radiated power, only a slight warming of the dipole near the feedpoint can be measured.

**Impedance Measurement Plot**





**DASY5 E-field Result**

Date: 21.02.2020

Test Laboratory: SPEAG Lab2

**DUT: HAC Dipole 1880 MHz; Type: CD1880V3; Serial: CD1880V3 - SN: 1019**

Communication System: UID 0 - CW; Frequency: 1880 MHz  
 Medium parameters used:  $\sigma = 0 \text{ S/m}$ ,  $\epsilon_r = 1$ ;  $\rho = 0 \text{ kg/m}^3$   
 Phantom section: RF Section  
 Measurement Standard: DASY5 (IEEE/IEC/ANSI C63.19-2011)

DASY52 Configuration:


- Probe: EF3DV3 - SN4013; ConvF[1, 1, 1] @ 1880 MHz; Calibrated: 31.12.2019
- Sensor-Surface: (Fix Surface)
- Electronics: DAE4 Sn781; Calibrated: 27.12.2019
- Phantom: HAC Test Arch with AMCC; Type: SD HAC P01 BA; Serial: 1070
- DASY52 52.10.4(1527); SEMCAD X 14.6.14(7483)

**Dipole E-Field measurement @ 1880MHz/E-Scan - 1880MHz d=15mm/Hearing Aid Compatibility Test (41x181x1):**

Interpolated grid: dx=0.5000 mm, dy=0.5000 mm  
 Device Reference Point: 0, 0, -6.3 mm  
 Reference Value = 149.6 V/m; Power Drift = -0.01 dB  
 Applied MIF = 0.00 dB  
 RF audio interference level = 38.68 dBV/m  
**Emission category: M2**

MIF scaled E-field

|             |             |             |
|-------------|-------------|-------------|
| Grid 1 M2   | Grid 2 M2   | Grid 3 M2   |
| 38.36 dBV/m | 38.57 dBV/m | 38.44 dBV/m |
| Grid 4 M2   | Grid 5 M2   | Grid 6 M2   |
| 35.82 dBV/m | 36.07 dBV/m | 36.07 dBV/m |
| Grid 7 M2   | Grid 8 M2   | Grid 9 M2   |
| 38.27 dBV/m | 38.68 dBV/m | 38.67 dBV/m |



**Calibration Laboratory of  
Schmid & Partner  
Engineering AG**  
Zeughausstrasse 43, 8004 Zurich, Switzerland



|   |                                 |   |   |   |   |   |
|---|---------------------------------|---|---|---|---|---|
| 결 | 각                               | 성 | 검 | 토 | 확 | 인 |
| 제 |                                 |   |   |   |   |   |
| S | Schweizerischer Kalibrierdienst |   |   |   |   |   |
| C | Service suisse d'étalonnage     |   |   |   |   |   |
| S | Servizio svizzero di taratura   |   |   |   |   |   |
| S | Swiss Calibration Service       |   |   |   |   |   |

Accredited by the Swiss Accreditation Service (SAS)  
The Swiss Accreditation Service is one of the signatories to the EA  
Multilateral Agreement for the recognition of calibration certificates

Accreditation No.: **SCS 0108**

Client **UL Korea (Dymstec)**

Certificate No: **CD2450V3-1002\_Sep19**

| CALIBRATION CERTIFICATE                                                                                                                                                                                                                                                       |                                                                     |                                   |                            |
|-------------------------------------------------------------------------------------------------------------------------------------------------------------------------------------------------------------------------------------------------------------------------------|---------------------------------------------------------------------|-----------------------------------|----------------------------|
| Object                                                                                                                                                                                                                                                                        | CD2450V3 - SN: 1002                                                 |                                   |                            |
| Calibration procedure(s)                                                                                                                                                                                                                                                      | QA CAL-20.v7<br>Calibration Procedure for Validation Sources in air |                                   |                            |
| Calibration date:                                                                                                                                                                                                                                                             | September 17, 2019                                                  |                                   |                            |
| This calibration certificate documents the traceability to national standards, which realize the physical units of measurements (SI).<br>The measurements and the uncertainties with confidence probability are given on the following pages and are part of the certificate. |                                                                     |                                   |                            |
| All calibrations have been conducted in the closed laboratory facility: environment temperature (22 ± 3)°C and humidity < 70%.                                                                                                                                                |                                                                     |                                   |                            |
| Calibration Equipment used (M&TE critical for calibration)                                                                                                                                                                                                                    |                                                                     |                                   |                            |
| Primary Standards                                                                                                                                                                                                                                                             | ID #                                                                | Cal Date (Certificate No.)        | Scheduled Calibration      |
| Power meter NRP                                                                                                                                                                                                                                                               | SN: 104778                                                          | 03-Apr-19 (No. 217-02892/02893)   | Apr-20                     |
| Power sensor NRP-Z91                                                                                                                                                                                                                                                          | SN: 103244                                                          | 03-Apr-19 (No. 217-02892)         | Apr-20                     |
| Power sensor NRP-Z91                                                                                                                                                                                                                                                          | SN: 103245                                                          | 03-Apr-19 (No. 217-02893)         | Apr-20                     |
| Reference 20 dB Attenuator                                                                                                                                                                                                                                                    | SN: 5058 (20k)                                                      | 04-Apr-19 (No. 217-02894)         | Apr-20                     |
| Type-N mismatch combination                                                                                                                                                                                                                                                   | SN: 5047.2 / 06327                                                  | 04-Apr-19 (No. 217-02895)         | Apr-20                     |
| Probe EF3DV3                                                                                                                                                                                                                                                                  | SN: 4013                                                            | 03-Jan-19 (No. EF3-4013_Jan19)    | Jan-20                     |
| DAE4                                                                                                                                                                                                                                                                          | SN: 781                                                             | 09-Jan-19 (No. DAE4-781_Jan19)    | Jan-20                     |
| Secondary Standards                                                                                                                                                                                                                                                           | ID #                                                                | Check Date (in house)             | Scheduled Check            |
| Power meter Agilent 4419B                                                                                                                                                                                                                                                     | SN: GB42420191                                                      | 09-Oct-09 (in house check Oct-17) | In house check: Oct-20     |
| Power sensor HP E4412A                                                                                                                                                                                                                                                        | SN: US36485102                                                      | 05-Jan-10 (in house check Oct-17) | In house check: Oct-20     |
| Power sensor HP 8482A                                                                                                                                                                                                                                                         | SN: US37295597                                                      | 09-Oct-09 (in house check Oct-17) | In house check: Oct-20     |
| RF generator R&S SMT-06                                                                                                                                                                                                                                                       | SN: 837633/005                                                      | 10-Jan-19 (in house check Jan-19) | In house check: Oct-22     |
| Network Analyzer Agilent E8358A                                                                                                                                                                                                                                               | SN: US41080477                                                      | 31-Mar-14 (in house check Oct-18) | In house check: Oct-19     |
| Calibrated by:                                                                                                                                                                                                                                                                | Name<br>Lalf Klysner                                                | Function<br>Laboratory Technician | Signature<br>              |
| Approved by:                                                                                                                                                                                                                                                                  | Name<br>Katja Pokovic                                               | Function<br>Technical Manager     | Signature<br>              |
|                                                                                                                                                                                                                                                                               |                                                                     |                                   | Issued: September 20, 2019 |
| This calibration certificate shall not be reproduced except in full without written approval of the laboratory.                                                                                                                                                               |                                                                     |                                   |                            |

**Calibration Laboratory of  
Schmid & Partner  
Engineering AG**  
Zeughausstrasse 43, 8004 Zurich, Switzerland



**S** Schweizerischer Kalibrierdienst  
**C** Service suisse d'étalonnage  
**S** Servizio svizzero di taratura  
**S** Swiss Calibration Service

Accredited by the Swiss Accreditation Service (SAS)

The Swiss Accreditation Service is one of the signatories to the EA  
Multilateral Agreement for the recognition of calibration certificates

Accreditation No.: **SCS 0108**

## References

- [1] ANSI-C63.19-2011  
American National Standard, Methods of Measurement of Compatibility between Wireless Communications  
Devices and Hearing Aids.

## Methods Applied and Interpretation of Parameters:

- **Coordinate System:** y-axis is in the direction of the dipole arms. z-axis is from the basis of the antenna (mounted on the table) towards its feed point between the two dipole arms. x-axis is normal to the other axes. In coincidence with the standards [1], the measurement planes (probe sensor center) are selected to be at a distance of 15 mm above the top metal edge of the dipole arms.
- **Measurement Conditions:** Further details are available from the hardcopies at the end of the certificate. All figures stated in the certificate are valid at the frequency indicated. The forward power to the dipole connector is set with a calibrated power meter connected and monitored with an auxiliary power meter connected to a directional coupler. While the dipole under test is connected, the forward power is adjusted to the same level.
- **Antenna Positioning:** The dipole is mounted on a HAC Test Arch phantom using the matching dipole positioner with the arms horizontal and the feeding cable coming from the floor. The measurements are performed in a shielded room with absorbers around the setup to reduce the reflections. It is verified before the mounting of the dipole under the Test Arch phantom, that its arms are perfectly in a line. It is installed on the HAC dipole positioner with its arms parallel below the dielectric reference wire and able to move elastically in vertical direction without changing its relative position to the top center of the Test Arch phantom. The vertical distance to the probe is adjusted after dipole mounting with a DASYS Surface Check job. Before the measurement, the distance between phantom surface and probe tip is verified. The proper measurement distance is selected by choosing the matching section of the HAC Test Arch phantom with the proper device reference point (upper surface of the dipole) and the matching grid reference point (tip of the probe) considering the probe sensor offset. The vertical distance to the probe is essential for the accuracy.
- **Feed Point Impedance and Return Loss:** These parameters are measured using a Vector Network Analyzer. The impedance is specified at the SMA connector of the dipole. The influence of reflections was eliminating by applying the averaging function while moving the dipole in the air, at least 70cm away from any obstacles.
- **E-field distribution:** E field is measured in the x-y-plane with an isotropic E-field probe with 100 mW forward power to the antenna feed point. In accordance with [1], the scan area is 20mm wide, its length exceeds the dipole arm length (180 or 90mm). The sensor center is 15 mm (in z) above the metal top of the dipole arms. Two 3D maxima are available near the end of the dipole arms. Assuming the dipole arms are perfectly in one line, the average of these two maxima (in subgrid 2 and subgrid 8) is determined to compensate for any non-parallelity to the measurement plane as well as the sensor displacement. The E-field value stated as calibration value represents the maximum of the interpolated 3D-E-field, in the plane above the dipole surface.

The reported uncertainty of measurement is stated as the standard uncertainty of measurement multiplied by the coverage factor  $k=2$ , which for a normal distribution corresponds to a coverage probability of approximately 95%.

**Measurement Conditions**

DASY system configuration, as far as not given on page 1.

|                                    |                  |          |
|------------------------------------|------------------|----------|
| DASY Version                       | DASY5            | V52.10.2 |
| Phantom                            | HAC Test Arch    |          |
| Distance Dipole Top - Probe Center | 15 mm            |          |
| Scan resolution                    | dx, dy = 5 mm    |          |
| Frequency                          | 2450 MHz ± 1 MHz |          |
| Input power drift                  | < 0.05 dB        |          |

**Maximum Field values at 2450 MHz**

| E-field 15 mm above dipole surface | condition          | Interpolated maximum           |
|------------------------------------|--------------------|--------------------------------|
| Maximum measured above high end    | 100 mW input power | 84.5 V/m = 38.54 dBV/m         |
| Maximum measured above low end     | 100 mW input power | 84.1 V/m = 38.50 dBV/m         |
| Averaged maximum above arm         | 100 mW input power | <b>84.3 V/m ± 12.8 % (k=2)</b> |

**Appendix (Additional assessments outside the scope of SCS 0108)**

**Antenna Parameters**

| Frequency | Return Loss | Impedance       |
|-----------|-------------|-----------------|
| 2250 MHz  | 19.1 dB     | 62.0 Ω + 3.5 jΩ |
| 2350 MHz  | 29.5 dB     | 53.4 Ω - 0.6 jΩ |
| 2450 MHz  | 23.4 dB     | 58.9 Ω - 2.1 jΩ |
| 2550 MHz  | 25.4 dB     | 51.5 Ω - 5.3 jΩ |
| 2650 MHz  | 18.3 dB     | 59.6 Ω - 9.4 jΩ |

**3.2 Antenna Design and Handling**

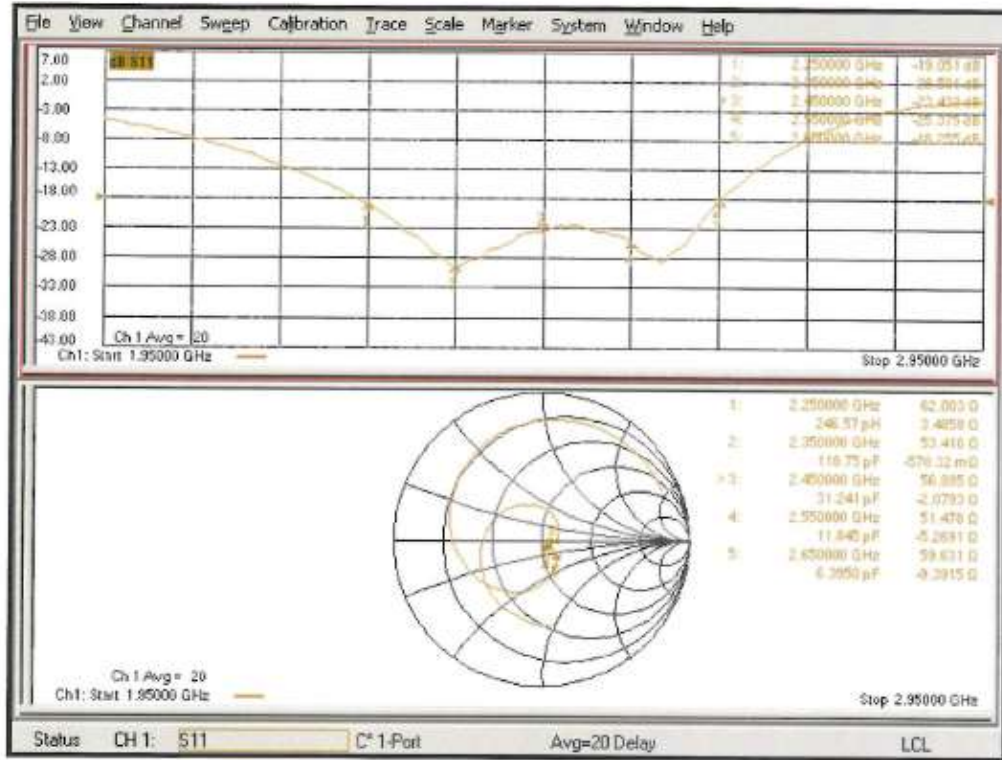
The calibration dipole has a symmetric geometry with a built-in two stub matching network, which leads to the enhanced bandwidth.

The dipole is built of standard semirigid coaxial cable. The internal matching line is open ended. The antenna is therefore open for DC signals.

Do not apply force to dipole arms, as they are liable to bend. The soldered connections near the feedpoint may be damaged. After excessive mechanical stress or overheating, check the impedance characteristics to ensure that the internal matching network is not affected.

After long term use with 40W radiated power, only a slight warming of the dipole near the feedpoint can be measured.

Impedance Measurement Plot



**DASY5 E-field Result**

Date: 17.09.2019

Test Laboratory: SPEAG Lab2

**DUT: HAC Dipole 2450 MHz; Type: CD2450V3; Serial: CD2450V3 - SN: 1002**

Communication System: UID 0 - CW; Frequency: 2450 MHz  
 Medium parameters used:  $\sigma = 0$  S/m,  $\epsilon_r = 1$ ;  $\rho = 0$  kg/m<sup>3</sup>  
 Phantom section: RF Section  
 Measurement Standard: DASY5 (IEEE/IEC/ANSI C63.19-2011)

**DASY52 Configuration:**


- Probe: EF3DV3 - SN4013; ConvF(1, 1, 1) @ 2450 MHz; Calibrated: 03.01.2019
- Sensor-Surface: (Fix Surface)
- Electronics: DA64 Sn781; Calibrated: 09.01.2019
- Phantom: HAC Test Arch with AMCC; Type: SD HAC P01 BA; Serial: 1070
- DASY52 52.10.2(1504); SEMCAD X 14.6.12(7470)

**Dipole E-Field measurement @ 2450MHz/E-Scan - 2450MHz d=15mm/Hearing Aid Compatibility Test (41x181x1):**

Interpolated grid: dx=0.5000 mm, dy=0.5000 mm  
 Device Reference Point: 0, 0, -6.3 mm  
 Reference Value = 72.32 V/m; Power Drift = 0.01 dB  
 Applied MIF = 0.00 dB  
 RF audio interference level = 38.54 dBV/m  
**Emission category: M2**

MIF scaled E-field

|             |             |             |
|-------------|-------------|-------------|
| Grid 1 M2   | Grid 2 M2   | Grid 3 M2   |
| 38.23 dBV/m | 38.54 dBV/m | 38.45 dBV/m |
| Grid 4 M2   | Grid 5 M2   | Grid 6 M2   |
| 37.36 dBV/m | 37.59 dBV/m | 37.53 dBV/m |
| Grid 7 M2   | Grid 8 M2   | Grid 9 M2   |
| 38.21 dBV/m | 38.5 dBV/m  | 38.4 dBV/m  |



**Justification for Extended SAR Dipole Calibrations**

Instead of the typical annual calibration recommended by measurement standards, longer calibration intervals of up to three years may be considered when it is demonstrated that the SAR target, impedance and return loss of a dipole have remain stable according to the following requirements

KDB 865664 D01v01r04 requirements

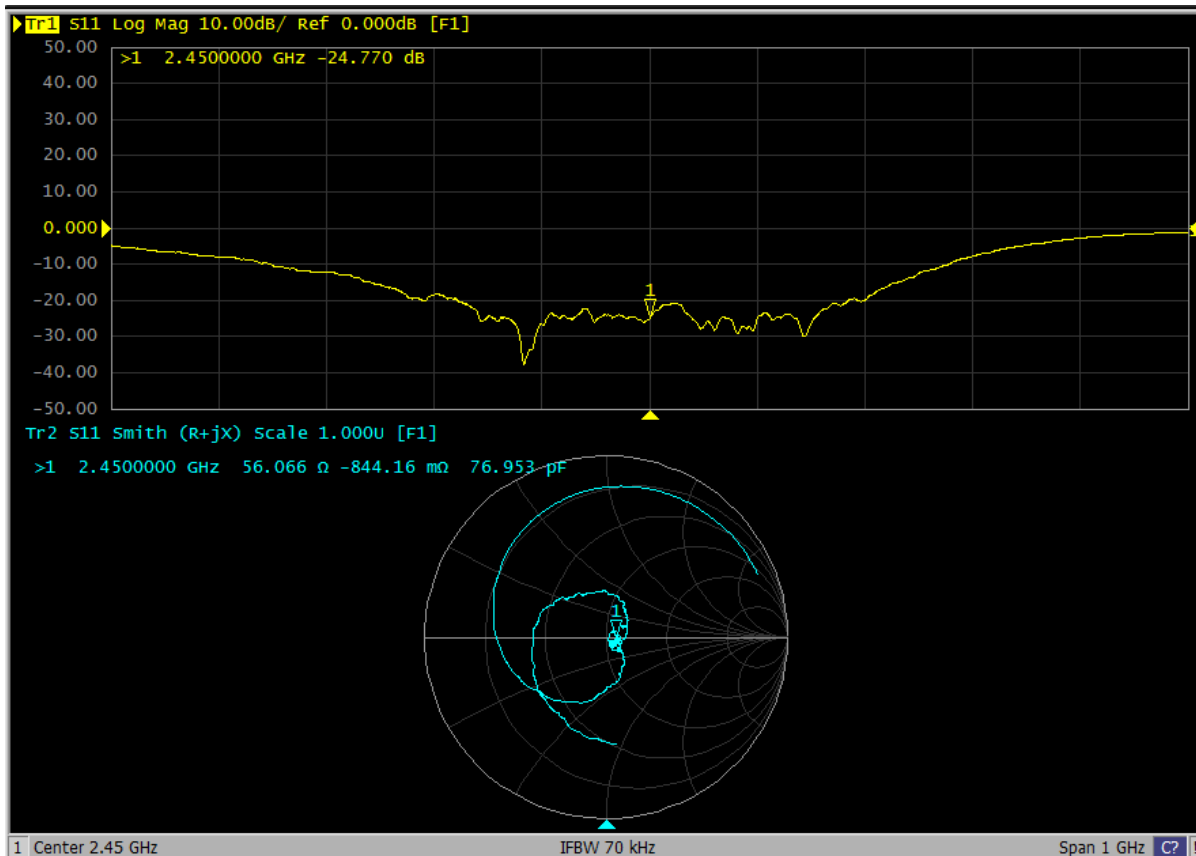
a ) return loss : < - 20 dB, within 20% of previous measurement

b ) impedance : within 5 Ω from previous measurement

| Dipole Antenna     | Head/Body | Date of Measurement | Return Loss (dB) | Δ %   | Impedance (Ω) | Δ Ω  |
|--------------------|-----------|---------------------|------------------|-------|---------------|------|
| CD2450V2-SN : 1002 | Head      | 2019-09-17          | -23.43           | -5.71 | 56.90         | 0.83 |
|                    |           | 2020-10-08          | -24.77           |       | 56.07         |      |

c ) extrapolated peak SAR : within 10% of that reported in the calibration data

| Dipole Antenna    | Head/Body | Date of Measurement | extrapolated peak SAR (W/kg) | Δ %   |
|-------------------|-----------|---------------------|------------------------------|-------|
| CD2450V2-SN : 939 | Head      | 2020-01-30          | 91.09                        | -0.03 |
|                   |           | 2020-11-16          | 91.12                        |       |



**Calibration Laboratory of  
Schmid & Partner  
Engineering AG**  
Zeughausstrasse 43, 8004 Zurich, Switzerland



**S** Schweizerischer Kalibrierdienst  
**C** Service suisse d'étalonnage  
**S** Servizio svizzero di taratura  
**S** Swiss Calibration Service

Accredited by the Swiss Accreditation Service (SAS)  
The Swiss Accreditation Service is one of the signatories to the EA  
Multilateral Agreement for the recognition of calibration certificates

Accreditation No.: **SCS 0108**

Client **HCT (Dymstec)**

Certificate No: **CD2600V3-1019\_Sep20**

| CALIBRATION CERTIFICATE                                                                                                                                                                                                                                                                                                                                                                                                                                                                                                                                                                                                                                                                                                                                                                                                                                                                                                                                                                                                                                                                                                                                                                                                                                                                                                                                                                                                                                                                                                                                                                                                                                                                                                                                                                                                                                                                                                                                                                                                                                                                                                                                                                                                                                                                                                                                                                                                                                 |                                                                     | 결                                 | 부                      | 담 | 시  | 화 | 인  | 자 |                   |      |                            |                       |                 |            |                                 |        |                      |            |                           |        |                      |            |                           |        |                            |                  |                           |        |                             |                    |                           |        |              |          |                                |        |      |         |                                |        |                     |      |                       |                 |                           |                |                                   |                        |                        |                |                                   |                        |                       |                |                                   |                        |                         |                |                                   |                        |                                 |                |                                   |                        |
|---------------------------------------------------------------------------------------------------------------------------------------------------------------------------------------------------------------------------------------------------------------------------------------------------------------------------------------------------------------------------------------------------------------------------------------------------------------------------------------------------------------------------------------------------------------------------------------------------------------------------------------------------------------------------------------------------------------------------------------------------------------------------------------------------------------------------------------------------------------------------------------------------------------------------------------------------------------------------------------------------------------------------------------------------------------------------------------------------------------------------------------------------------------------------------------------------------------------------------------------------------------------------------------------------------------------------------------------------------------------------------------------------------------------------------------------------------------------------------------------------------------------------------------------------------------------------------------------------------------------------------------------------------------------------------------------------------------------------------------------------------------------------------------------------------------------------------------------------------------------------------------------------------------------------------------------------------------------------------------------------------------------------------------------------------------------------------------------------------------------------------------------------------------------------------------------------------------------------------------------------------------------------------------------------------------------------------------------------------------------------------------------------------------------------------------------------------|---------------------------------------------------------------------|-----------------------------------|------------------------|---|----|---|----|---|-------------------|------|----------------------------|-----------------------|-----------------|------------|---------------------------------|--------|----------------------|------------|---------------------------|--------|----------------------|------------|---------------------------|--------|----------------------------|------------------|---------------------------|--------|-----------------------------|--------------------|---------------------------|--------|--------------|----------|--------------------------------|--------|------|---------|--------------------------------|--------|---------------------|------|-----------------------|-----------------|---------------------------|----------------|-----------------------------------|------------------------|------------------------|----------------|-----------------------------------|------------------------|-----------------------|----------------|-----------------------------------|------------------------|-------------------------|----------------|-----------------------------------|------------------------|---------------------------------|----------------|-----------------------------------|------------------------|
| Object                                                                                                                                                                                                                                                                                                                                                                                                                                                                                                                                                                                                                                                                                                                                                                                                                                                                                                                                                                                                                                                                                                                                                                                                                                                                                                                                                                                                                                                                                                                                                                                                                                                                                                                                                                                                                                                                                                                                                                                                                                                                                                                                                                                                                                                                                                                                                                                                                                                  | CD2600V3 - SN: 1019                                                 | 재                                 | 26                     |   | 26 |   | 26 |   |                   |      |                            |                       |                 |            |                                 |        |                      |            |                           |        |                      |            |                           |        |                            |                  |                           |        |                             |                    |                           |        |              |          |                                |        |      |         |                                |        |                     |      |                       |                 |                           |                |                                   |                        |                        |                |                                   |                        |                       |                |                                   |                        |                         |                |                                   |                        |                                 |                |                                   |                        |
| Calibration procedure(s)                                                                                                                                                                                                                                                                                                                                                                                                                                                                                                                                                                                                                                                                                                                                                                                                                                                                                                                                                                                                                                                                                                                                                                                                                                                                                                                                                                                                                                                                                                                                                                                                                                                                                                                                                                                                                                                                                                                                                                                                                                                                                                                                                                                                                                                                                                                                                                                                                                | QA CAL-20.v7<br>Calibration Procedure for Validation Sources in air | 일                                 | 차                      | 일 | 차  | 일 | 차  | 일 |                   |      |                            |                       |                 |            |                                 |        |                      |            |                           |        |                      |            |                           |        |                            |                  |                           |        |                             |                    |                           |        |              |          |                                |        |      |         |                                |        |                     |      |                       |                 |                           |                |                                   |                        |                        |                |                                   |                        |                       |                |                                   |                        |                         |                |                                   |                        |                                 |                |                                   |                        |
| Calibration date:                                                                                                                                                                                                                                                                                                                                                                                                                                                                                                                                                                                                                                                                                                                                                                                                                                                                                                                                                                                                                                                                                                                                                                                                                                                                                                                                                                                                                                                                                                                                                                                                                                                                                                                                                                                                                                                                                                                                                                                                                                                                                                                                                                                                                                                                                                                                                                                                                                       | September 24, 2020                                                  | 일                                 | 차                      | 일 | 차  | 일 | 차  | 일 |                   |      |                            |                       |                 |            |                                 |        |                      |            |                           |        |                      |            |                           |        |                            |                  |                           |        |                             |                    |                           |        |              |          |                                |        |      |         |                                |        |                     |      |                       |                 |                           |                |                                   |                        |                        |                |                                   |                        |                       |                |                                   |                        |                         |                |                                   |                        |                                 |                |                                   |                        |
| <p>This calibration certificate documents the traceability to national standards, which realize the physical units of measurements (SI).<br/>The measurements and the uncertainties with confidence probability are given on the following pages and are part of the certificate.</p> <p>All calibrations have been conducted in the closed laboratory facility: environment temperature (22 ± 3)°C and humidity &lt; 70%.</p> <p>Calibration Equipment used (M&amp;TE critical for calibration)</p> <table border="1"> <thead> <tr> <th>Primary Standards</th> <th>ID #</th> <th>Cal Date (Certificate No.)</th> <th>Scheduled Calibration</th> </tr> </thead> <tbody> <tr> <td>Power meter NRP</td> <td>SN: 104778</td> <td>01-Apr-20 (No. 217-03100/03101)</td> <td>Apr-21</td> </tr> <tr> <td>Power sensor NRP-Z91</td> <td>SN: 103244</td> <td>01-Apr-20 (No. 217-03100)</td> <td>Apr-21</td> </tr> <tr> <td>Power sensor NRP-Z91</td> <td>SN: 103245</td> <td>01-Apr-20 (No. 217-03101)</td> <td>Apr-21</td> </tr> <tr> <td>Reference 20 dB Attenuator</td> <td>SN: BH9394 (20k)</td> <td>31-Mar-20 (No. 217-03106)</td> <td>Apr-21</td> </tr> <tr> <td>Type-N mismatch combination</td> <td>SN: 310982 / 08327</td> <td>31-Mar-20 (No. 217-03104)</td> <td>Apr-21</td> </tr> <tr> <td>Probe EF3DV3</td> <td>SN: 4013</td> <td>31-Dec-19 (No. EF3-4013_Dec19)</td> <td>Dec-20</td> </tr> <tr> <td>DAE4</td> <td>SN: 781</td> <td>27-Dec-19 (No. DAE4-781_Dec19)</td> <td>Dec-20</td> </tr> </tbody> </table><br><table border="1"> <thead> <tr> <th>Secondary Standards</th> <th>ID #</th> <th>Check Date (in house)</th> <th>Scheduled Check</th> </tr> </thead> <tbody> <tr> <td>Power meter Agilent 4419B</td> <td>SN: GB42420191</td> <td>09-Oct-09 (in house check Oct-17)</td> <td>In house check: Oct-20</td> </tr> <tr> <td>Power sensor HP E4412A</td> <td>SN: US38485102</td> <td>05-Jan-10 (in house check Oct-17)</td> <td>In house check: Oct-20</td> </tr> <tr> <td>Power sensor HP 8482A</td> <td>SN: US37295597</td> <td>09-Oct-09 (in house check Oct-17)</td> <td>In house check: Oct-20</td> </tr> <tr> <td>RF generator R&amp;S SMT-06</td> <td>SN: 837633/005</td> <td>10-Jan-19 (in house check Jan-19)</td> <td>In house check: Oct-20</td> </tr> <tr> <td>Network Analyzer Agilent E8358A</td> <td>SN: US41080477</td> <td>31-Mar-14 (in house check Oct-19)</td> <td>In house check: Oct-20</td> </tr> </tbody> </table> |                                                                     |                                   |                        |   |    |   |    |   | Primary Standards | ID # | Cal Date (Certificate No.) | Scheduled Calibration | Power meter NRP | SN: 104778 | 01-Apr-20 (No. 217-03100/03101) | Apr-21 | Power sensor NRP-Z91 | SN: 103244 | 01-Apr-20 (No. 217-03100) | Apr-21 | Power sensor NRP-Z91 | SN: 103245 | 01-Apr-20 (No. 217-03101) | Apr-21 | Reference 20 dB Attenuator | SN: BH9394 (20k) | 31-Mar-20 (No. 217-03106) | Apr-21 | Type-N mismatch combination | SN: 310982 / 08327 | 31-Mar-20 (No. 217-03104) | Apr-21 | Probe EF3DV3 | SN: 4013 | 31-Dec-19 (No. EF3-4013_Dec19) | Dec-20 | DAE4 | SN: 781 | 27-Dec-19 (No. DAE4-781_Dec19) | Dec-20 | Secondary Standards | ID # | Check Date (in house) | Scheduled Check | Power meter Agilent 4419B | SN: GB42420191 | 09-Oct-09 (in house check Oct-17) | In house check: Oct-20 | Power sensor HP E4412A | SN: US38485102 | 05-Jan-10 (in house check Oct-17) | In house check: Oct-20 | Power sensor HP 8482A | SN: US37295597 | 09-Oct-09 (in house check Oct-17) | In house check: Oct-20 | RF generator R&S SMT-06 | SN: 837633/005 | 10-Jan-19 (in house check Jan-19) | In house check: Oct-20 | Network Analyzer Agilent E8358A | SN: US41080477 | 31-Mar-14 (in house check Oct-19) | In house check: Oct-20 |
| Primary Standards                                                                                                                                                                                                                                                                                                                                                                                                                                                                                                                                                                                                                                                                                                                                                                                                                                                                                                                                                                                                                                                                                                                                                                                                                                                                                                                                                                                                                                                                                                                                                                                                                                                                                                                                                                                                                                                                                                                                                                                                                                                                                                                                                                                                                                                                                                                                                                                                                                       | ID #                                                                | Cal Date (Certificate No.)        | Scheduled Calibration  |   |    |   |    |   |                   |      |                            |                       |                 |            |                                 |        |                      |            |                           |        |                      |            |                           |        |                            |                  |                           |        |                             |                    |                           |        |              |          |                                |        |      |         |                                |        |                     |      |                       |                 |                           |                |                                   |                        |                        |                |                                   |                        |                       |                |                                   |                        |                         |                |                                   |                        |                                 |                |                                   |                        |
| Power meter NRP                                                                                                                                                                                                                                                                                                                                                                                                                                                                                                                                                                                                                                                                                                                                                                                                                                                                                                                                                                                                                                                                                                                                                                                                                                                                                                                                                                                                                                                                                                                                                                                                                                                                                                                                                                                                                                                                                                                                                                                                                                                                                                                                                                                                                                                                                                                                                                                                                                         | SN: 104778                                                          | 01-Apr-20 (No. 217-03100/03101)   | Apr-21                 |   |    |   |    |   |                   |      |                            |                       |                 |            |                                 |        |                      |            |                           |        |                      |            |                           |        |                            |                  |                           |        |                             |                    |                           |        |              |          |                                |        |      |         |                                |        |                     |      |                       |                 |                           |                |                                   |                        |                        |                |                                   |                        |                       |                |                                   |                        |                         |                |                                   |                        |                                 |                |                                   |                        |
| Power sensor NRP-Z91                                                                                                                                                                                                                                                                                                                                                                                                                                                                                                                                                                                                                                                                                                                                                                                                                                                                                                                                                                                                                                                                                                                                                                                                                                                                                                                                                                                                                                                                                                                                                                                                                                                                                                                                                                                                                                                                                                                                                                                                                                                                                                                                                                                                                                                                                                                                                                                                                                    | SN: 103244                                                          | 01-Apr-20 (No. 217-03100)         | Apr-21                 |   |    |   |    |   |                   |      |                            |                       |                 |            |                                 |        |                      |            |                           |        |                      |            |                           |        |                            |                  |                           |        |                             |                    |                           |        |              |          |                                |        |      |         |                                |        |                     |      |                       |                 |                           |                |                                   |                        |                        |                |                                   |                        |                       |                |                                   |                        |                         |                |                                   |                        |                                 |                |                                   |                        |
| Power sensor NRP-Z91                                                                                                                                                                                                                                                                                                                                                                                                                                                                                                                                                                                                                                                                                                                                                                                                                                                                                                                                                                                                                                                                                                                                                                                                                                                                                                                                                                                                                                                                                                                                                                                                                                                                                                                                                                                                                                                                                                                                                                                                                                                                                                                                                                                                                                                                                                                                                                                                                                    | SN: 103245                                                          | 01-Apr-20 (No. 217-03101)         | Apr-21                 |   |    |   |    |   |                   |      |                            |                       |                 |            |                                 |        |                      |            |                           |        |                      |            |                           |        |                            |                  |                           |        |                             |                    |                           |        |              |          |                                |        |      |         |                                |        |                     |      |                       |                 |                           |                |                                   |                        |                        |                |                                   |                        |                       |                |                                   |                        |                         |                |                                   |                        |                                 |                |                                   |                        |
| Reference 20 dB Attenuator                                                                                                                                                                                                                                                                                                                                                                                                                                                                                                                                                                                                                                                                                                                                                                                                                                                                                                                                                                                                                                                                                                                                                                                                                                                                                                                                                                                                                                                                                                                                                                                                                                                                                                                                                                                                                                                                                                                                                                                                                                                                                                                                                                                                                                                                                                                                                                                                                              | SN: BH9394 (20k)                                                    | 31-Mar-20 (No. 217-03106)         | Apr-21                 |   |    |   |    |   |                   |      |                            |                       |                 |            |                                 |        |                      |            |                           |        |                      |            |                           |        |                            |                  |                           |        |                             |                    |                           |        |              |          |                                |        |      |         |                                |        |                     |      |                       |                 |                           |                |                                   |                        |                        |                |                                   |                        |                       |                |                                   |                        |                         |                |                                   |                        |                                 |                |                                   |                        |
| Type-N mismatch combination                                                                                                                                                                                                                                                                                                                                                                                                                                                                                                                                                                                                                                                                                                                                                                                                                                                                                                                                                                                                                                                                                                                                                                                                                                                                                                                                                                                                                                                                                                                                                                                                                                                                                                                                                                                                                                                                                                                                                                                                                                                                                                                                                                                                                                                                                                                                                                                                                             | SN: 310982 / 08327                                                  | 31-Mar-20 (No. 217-03104)         | Apr-21                 |   |    |   |    |   |                   |      |                            |                       |                 |            |                                 |        |                      |            |                           |        |                      |            |                           |        |                            |                  |                           |        |                             |                    |                           |        |              |          |                                |        |      |         |                                |        |                     |      |                       |                 |                           |                |                                   |                        |                        |                |                                   |                        |                       |                |                                   |                        |                         |                |                                   |                        |                                 |                |                                   |                        |
| Probe EF3DV3                                                                                                                                                                                                                                                                                                                                                                                                                                                                                                                                                                                                                                                                                                                                                                                                                                                                                                                                                                                                                                                                                                                                                                                                                                                                                                                                                                                                                                                                                                                                                                                                                                                                                                                                                                                                                                                                                                                                                                                                                                                                                                                                                                                                                                                                                                                                                                                                                                            | SN: 4013                                                            | 31-Dec-19 (No. EF3-4013_Dec19)    | Dec-20                 |   |    |   |    |   |                   |      |                            |                       |                 |            |                                 |        |                      |            |                           |        |                      |            |                           |        |                            |                  |                           |        |                             |                    |                           |        |              |          |                                |        |      |         |                                |        |                     |      |                       |                 |                           |                |                                   |                        |                        |                |                                   |                        |                       |                |                                   |                        |                         |                |                                   |                        |                                 |                |                                   |                        |
| DAE4                                                                                                                                                                                                                                                                                                                                                                                                                                                                                                                                                                                                                                                                                                                                                                                                                                                                                                                                                                                                                                                                                                                                                                                                                                                                                                                                                                                                                                                                                                                                                                                                                                                                                                                                                                                                                                                                                                                                                                                                                                                                                                                                                                                                                                                                                                                                                                                                                                                    | SN: 781                                                             | 27-Dec-19 (No. DAE4-781_Dec19)    | Dec-20                 |   |    |   |    |   |                   |      |                            |                       |                 |            |                                 |        |                      |            |                           |        |                      |            |                           |        |                            |                  |                           |        |                             |                    |                           |        |              |          |                                |        |      |         |                                |        |                     |      |                       |                 |                           |                |                                   |                        |                        |                |                                   |                        |                       |                |                                   |                        |                         |                |                                   |                        |                                 |                |                                   |                        |
| Secondary Standards                                                                                                                                                                                                                                                                                                                                                                                                                                                                                                                                                                                                                                                                                                                                                                                                                                                                                                                                                                                                                                                                                                                                                                                                                                                                                                                                                                                                                                                                                                                                                                                                                                                                                                                                                                                                                                                                                                                                                                                                                                                                                                                                                                                                                                                                                                                                                                                                                                     | ID #                                                                | Check Date (in house)             | Scheduled Check        |   |    |   |    |   |                   |      |                            |                       |                 |            |                                 |        |                      |            |                           |        |                      |            |                           |        |                            |                  |                           |        |                             |                    |                           |        |              |          |                                |        |      |         |                                |        |                     |      |                       |                 |                           |                |                                   |                        |                        |                |                                   |                        |                       |                |                                   |                        |                         |                |                                   |                        |                                 |                |                                   |                        |
| Power meter Agilent 4419B                                                                                                                                                                                                                                                                                                                                                                                                                                                                                                                                                                                                                                                                                                                                                                                                                                                                                                                                                                                                                                                                                                                                                                                                                                                                                                                                                                                                                                                                                                                                                                                                                                                                                                                                                                                                                                                                                                                                                                                                                                                                                                                                                                                                                                                                                                                                                                                                                               | SN: GB42420191                                                      | 09-Oct-09 (in house check Oct-17) | In house check: Oct-20 |   |    |   |    |   |                   |      |                            |                       |                 |            |                                 |        |                      |            |                           |        |                      |            |                           |        |                            |                  |                           |        |                             |                    |                           |        |              |          |                                |        |      |         |                                |        |                     |      |                       |                 |                           |                |                                   |                        |                        |                |                                   |                        |                       |                |                                   |                        |                         |                |                                   |                        |                                 |                |                                   |                        |
| Power sensor HP E4412A                                                                                                                                                                                                                                                                                                                                                                                                                                                                                                                                                                                                                                                                                                                                                                                                                                                                                                                                                                                                                                                                                                                                                                                                                                                                                                                                                                                                                                                                                                                                                                                                                                                                                                                                                                                                                                                                                                                                                                                                                                                                                                                                                                                                                                                                                                                                                                                                                                  | SN: US38485102                                                      | 05-Jan-10 (in house check Oct-17) | In house check: Oct-20 |   |    |   |    |   |                   |      |                            |                       |                 |            |                                 |        |                      |            |                           |        |                      |            |                           |        |                            |                  |                           |        |                             |                    |                           |        |              |          |                                |        |      |         |                                |        |                     |      |                       |                 |                           |                |                                   |                        |                        |                |                                   |                        |                       |                |                                   |                        |                         |                |                                   |                        |                                 |                |                                   |                        |
| Power sensor HP 8482A                                                                                                                                                                                                                                                                                                                                                                                                                                                                                                                                                                                                                                                                                                                                                                                                                                                                                                                                                                                                                                                                                                                                                                                                                                                                                                                                                                                                                                                                                                                                                                                                                                                                                                                                                                                                                                                                                                                                                                                                                                                                                                                                                                                                                                                                                                                                                                                                                                   | SN: US37295597                                                      | 09-Oct-09 (in house check Oct-17) | In house check: Oct-20 |   |    |   |    |   |                   |      |                            |                       |                 |            |                                 |        |                      |            |                           |        |                      |            |                           |        |                            |                  |                           |        |                             |                    |                           |        |              |          |                                |        |      |         |                                |        |                     |      |                       |                 |                           |                |                                   |                        |                        |                |                                   |                        |                       |                |                                   |                        |                         |                |                                   |                        |                                 |                |                                   |                        |
| RF generator R&S SMT-06                                                                                                                                                                                                                                                                                                                                                                                                                                                                                                                                                                                                                                                                                                                                                                                                                                                                                                                                                                                                                                                                                                                                                                                                                                                                                                                                                                                                                                                                                                                                                                                                                                                                                                                                                                                                                                                                                                                                                                                                                                                                                                                                                                                                                                                                                                                                                                                                                                 | SN: 837633/005                                                      | 10-Jan-19 (in house check Jan-19) | In house check: Oct-20 |   |    |   |    |   |                   |      |                            |                       |                 |            |                                 |        |                      |            |                           |        |                      |            |                           |        |                            |                  |                           |        |                             |                    |                           |        |              |          |                                |        |      |         |                                |        |                     |      |                       |                 |                           |                |                                   |                        |                        |                |                                   |                        |                       |                |                                   |                        |                         |                |                                   |                        |                                 |                |                                   |                        |
| Network Analyzer Agilent E8358A                                                                                                                                                                                                                                                                                                                                                                                                                                                                                                                                                                                                                                                                                                                                                                                                                                                                                                                                                                                                                                                                                                                                                                                                                                                                                                                                                                                                                                                                                                                                                                                                                                                                                                                                                                                                                                                                                                                                                                                                                                                                                                                                                                                                                                                                                                                                                                                                                         | SN: US41080477                                                      | 31-Mar-14 (in house check Oct-19) | In house check: Oct-20 |   |    |   |    |   |                   |      |                            |                       |                 |            |                                 |        |                      |            |                           |        |                      |            |                           |        |                            |                  |                           |        |                             |                    |                           |        |              |          |                                |        |      |         |                                |        |                     |      |                       |                 |                           |                |                                   |                        |                        |                |                                   |                        |                       |                |                                   |                        |                         |                |                                   |                        |                                 |                |                                   |                        |
| Calibrated by:                                                                                                                                                                                                                                                                                                                                                                                                                                                                                                                                                                                                                                                                                                                                                                                                                                                                                                                                                                                                                                                                                                                                                                                                                                                                                                                                                                                                                                                                                                                                                                                                                                                                                                                                                                                                                                                                                                                                                                                                                                                                                                                                                                                                                                                                                                                                                                                                                                          | Name: Leif Kysner<br>Function: Laboratory Technician                | Signature:                        |                        |   |    |   |    |   |                   |      |                            |                       |                 |            |                                 |        |                      |            |                           |        |                      |            |                           |        |                            |                  |                           |        |                             |                    |                           |        |              |          |                                |        |      |         |                                |        |                     |      |                       |                 |                           |                |                                   |                        |                        |                |                                   |                        |                       |                |                                   |                        |                         |                |                                   |                        |                                 |                |                                   |                        |
| Approved by:                                                                                                                                                                                                                                                                                                                                                                                                                                                                                                                                                                                                                                                                                                                                                                                                                                                                                                                                                                                                                                                                                                                                                                                                                                                                                                                                                                                                                                                                                                                                                                                                                                                                                                                                                                                                                                                                                                                                                                                                                                                                                                                                                                                                                                                                                                                                                                                                                                            | Name: Katja Pokovic<br>Function: Technical Manager                  | Signature:                        |                        |   |    |   |    |   |                   |      |                            |                       |                 |            |                                 |        |                      |            |                           |        |                      |            |                           |        |                            |                  |                           |        |                             |                    |                           |        |              |          |                                |        |      |         |                                |        |                     |      |                       |                 |                           |                |                                   |                        |                        |                |                                   |                        |                       |                |                                   |                        |                         |                |                                   |                        |                                 |                |                                   |                        |
| <p>issued: September 24, 2020</p> <p>This calibration certificate shall not be reproduced except in full without written approval of the laboratory.</p>                                                                                                                                                                                                                                                                                                                                                                                                                                                                                                                                                                                                                                                                                                                                                                                                                                                                                                                                                                                                                                                                                                                                                                                                                                                                                                                                                                                                                                                                                                                                                                                                                                                                                                                                                                                                                                                                                                                                                                                                                                                                                                                                                                                                                                                                                                |                                                                     |                                   |                        |   |    |   |    |   |                   |      |                            |                       |                 |            |                                 |        |                      |            |                           |        |                      |            |                           |        |                            |                  |                           |        |                             |                    |                           |        |              |          |                                |        |      |         |                                |        |                     |      |                       |                 |                           |                |                                   |                        |                        |                |                                   |                        |                       |                |                                   |                        |                         |                |                                   |                        |                                 |                |                                   |                        |



**Calibration Laboratory of  
Schmid & Partner  
Engineering AG**  
Zeughausstrasse 43, 8004 Zurich, Switzerland



**S** Schweizerischer Kalibrierdienst  
**C** Service suisse d'étalonnage  
**S** Servizio svizzero di taratura  
**S** Swiss Calibration Service

Accredited by the Swiss Accreditation Service (SAS)  
The Swiss Accreditation Service is one of the signatories to the EA  
Multilateral Agreement for the recognition of calibration certificates

Accreditation No.: **SCS 0108**

### References

- [1] ANSI-C63.19-2011  
American National Standard, Methods of Measurement of Compatibility between Wireless Communications  
Devices and Hearing Aids.

### Methods Applied and Interpretation of Parameters:

- **Coordinate System:** y-axis is in the direction of the dipole arms. z-axis is from the basis of the antenna (mounted on the table) towards its feed point between the two dipole arms. x-axis is normal to the other axes. In coincidence with the standards [1], the measurement planes (probe sensor center) are selected to be at a distance of 15 mm above the top metal edge of the dipole arms.
- **Measurement Conditions:** Further details are available from the hardcopies at the end of the certificate. All figures stated in the certificate are valid at the frequency indicated. The forward power to the dipole connector is set with a calibrated power meter connected and monitored with an auxiliary power meter connected to a directional coupler. While the dipole under test is connected, the forward power is adjusted to the same level.
- **Antenna Positioning:** The dipole is mounted on a HAC Test Arch phantom using the matching dipole positioner with the arms horizontal and the feeding cable coming from the floor. The measurements are performed in a shielded room with absorbers around the setup to reduce the reflections. It is verified before the mounting of the dipole under the Test Arch phantom, that its arms are perfectly in a line. It is installed on the HAC dipole positioner with its arms parallel below the dielectric reference wire and able to move elastically in vertical direction without changing its relative position to the top center of the Test Arch phantom. The vertical distance to the probe is adjusted after dipole mounting with a DASY5 Surface Check job. Before the measurement, the distance between phantom surface and probe tip is verified. The proper measurement distance is selected by choosing the matching section of the HAC Test Arch phantom with the proper device reference point (upper surface of the dipole) and the matching grid reference point (tip of the probe) considering the probe sensor offset. The vertical distance to the probe is essential for the accuracy.
- **Feed Point Impedance and Return Loss:** These parameters are measured using a Vector Network Analyzer. The impedance is specified at the SMA connector of the dipole. The influence of reflections was eliminated by applying the averaging function while moving the dipole in the air, at least 70cm away from any obstacles.
- **E-field distribution:** E field is measured in the x-y-plane with an isotropic E-field probe with 100 mW forward power to the antenna feed point. In accordance with [1], the scan area is 20mm wide, its length exceeds the dipole arm length (180 or 90mm). The sensor center is 15 mm (in z) above the metal top of the dipole arms. Two 3D maxima are available near the end of the dipole arms. Assuming the dipole arms are perfectly in one line, the average of these two maxima (in subgrid 2 and subgrid 8) is determined to compensate for any non-parallelity to the measurement plane as well as the sensor displacement. The E-field value stated as calibration value represents the maximum of the interpolated 3D-E-field, in the plane above the dipole surface.

The reported uncertainty of measurement is stated as the standard uncertainty of measurement multiplied by the coverage factor  $k=2$ , which for a normal distribution corresponds to a coverage probability of approximately 95%.

**Measurement Conditions**

DASY system configuration, as far as not given on page 1.

|                                    |                  |          |
|------------------------------------|------------------|----------|
| DASY Version                       | DASY5            | V52.10.4 |
| Phantom                            | HAC Test Arch    |          |
| Distance Dipole Top - Probe Center | 15 mm            |          |
| Scan resolution                    | dx, dy = 5 mm    |          |
| Frequency                          | 2600 MHz ± 1 MHz |          |
| Input power drift                  | < 0.05 dB        |          |

**Maximum Field values at 2600 MHz**

| E-field 15 mm above dipole surface | condition          | Interpolated maximum           |
|------------------------------------|--------------------|--------------------------------|
| Maximum measured above high end    | 100 mW input power | 86.1 V/m = 38.70 dBV/m         |
| Maximum measured above low end     | 100 mW input power | 84.6 V/m = 38.55 dBV/m         |
| Averaged maximum above arm         | 100 mW input power | <b>85.3 V/m ± 12.8 % (k=2)</b> |

**Appendix (Additional assessments outside the scope of SCS 0108)**

**Antenna Parameters**

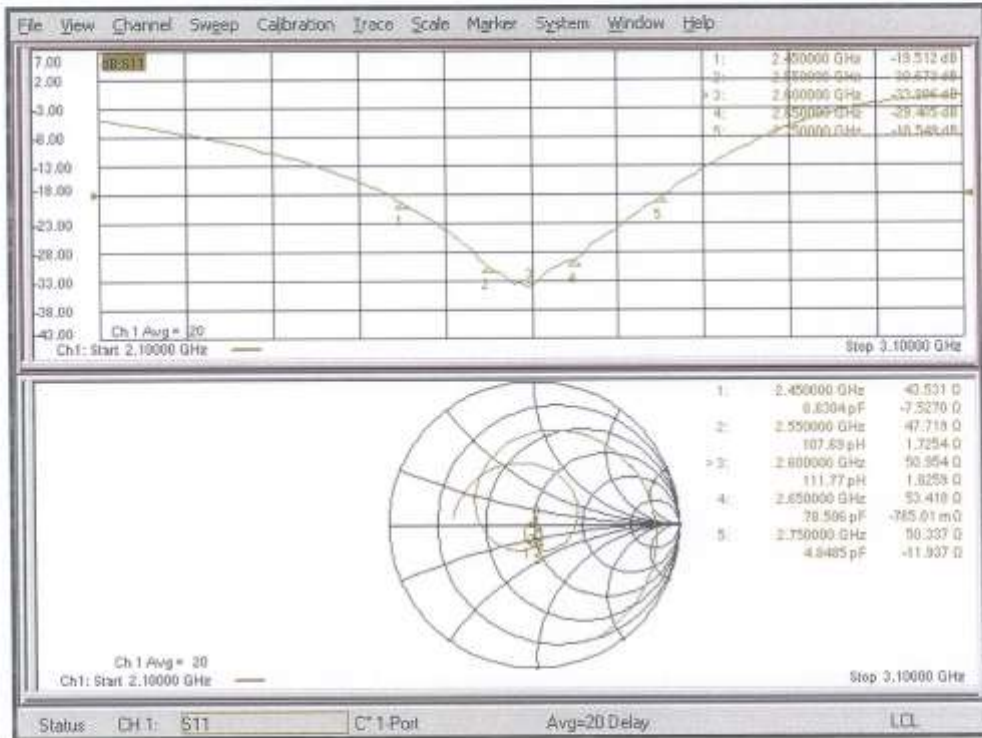
| Frequency | Return Loss | Impedance        |
|-----------|-------------|------------------|
| 2450 MHz  | 19.5 dB     | 43.5 Ω - 7.5 jΩ  |
| 2550 MHz  | 30.7 dB     | 47.7 Ω + 1.7 jΩ  |
| 2600 MHz  | 33.8 dB     | 51.0 Ω + 1.8 jΩ  |
| 2650 MHz  | 29.4 dB     | 53.4 Ω - 0.8 jΩ  |
| 2750 MHz  | 18.5 dB     | 50.3 Ω - 11.9 jΩ |

**3.2 Antenna Design and Handling**

The calibration dipole has a symmetric geometry with a built-in two stub matching network, which leads to the enhanced bandwidth. The dipole is built of standard semirigid coaxial cable. The internal matching line is open ended. The antenna is therefore open for DC signals. Do not apply force to dipole arms, as they are liable to bend. The soldered connections near the feedpoint may be damaged. After excessive mechanical stress or overheating, check the impedance characteristics to ensure that the internal matching network is not affected.

After long term use with 40W radiated power, only a slight warming of the dipole near the feedpoint can be measured.

## Impedance Measurement Plot



**DASY5 E-field Result**

Date: 24.09.2020

Test Laboratory: SPEAG Lab2

**DUT: HAC Dipole 2600 MHz; Type: CD2600V3; Serial: CD2600V3 - SN: 1019**

Communication System: UID 0 - CW ; Frequency: 2600 MHz  
 Medium parameters used:  $\sigma = 0$  S/m,  $\epsilon_r = 1$ ;  $\rho = 0$  kg/m<sup>3</sup>  
 Phantom section: RF Section  
 Measurement Standard: DASY5 (IEEE/IEC/ANSI C63.19-2011)

DASY52 Configuration:


- Probe: EF3DV3 - SN4013; ConvF(1, 1, 1) @ 2600 MHz; Calibrated: 31.12.2019
- Sensor-Surface: (Fix Surface)
- Electronics: DAE4 Sn781; Calibrated: 27.12.2019
- Phantom: HAC Test Arch with AMCC; Type: SD HAC P01 BA; Serial: 1070
- DASY52 52.10.4(1527); SEMCAD X 14.6.14(7483)

**Dipole E-Field measurement @ 2600MHz/E-Scan - 2600MHz d=15mm/Hearing Aid Compatibility Test (41x181x1):**

Interpolated grid: dx=0.5000 mm, dy=0.5000 mm  
 Device Reference Point: 0, 0, -6.3 mm  
 Reference Value = 68.23 V/m; Power Drift = 0.03 dB  
 Applied MIF = 0.00 dB  
 RF audio interference level = 38.70 dBV/m  
**Emission category: M2**

MIF scaled E-field

|             |             |             |
|-------------|-------------|-------------|
| Grid 1 M2   | Grid 2 M2   | Grid 3 M2   |
| 38.31 dBV/m | 38.55 dBV/m | 38.41 dBV/m |
| Grid 4 M2   | Grid 5 M2   | Grid 6 M2   |
| 37.86 dBV/m | 38.05 dBV/m | 37.96 dBV/m |
| Grid 7 M2   | Grid 8 M2   | Grid 9 M2   |
| 38.47 dBV/m | 38.7 dBV/m  | 38.57 dBV/m |



**Calibration Laboratory of  
Schmid & Partner  
Engineering AG**  
Zeughausstrasse 43, 8004 Zurich, Switzerland



**S** Schweizerischer Kalibrierdienst  
**S** Service suisse d'étalonnage  
**C** Servizio svizzero di taratura  
**S** Swiss Calibration Service

Accredited by the Swiss Accreditation Service (SAS)  
The Swiss Accreditation Service is one of the signatories to the EA  
Multilateral Agreement for the recognition of calibration certificates

Accreditation No.: **SCS 0108**

Client **HCT (Dymstec)**

Certificate No: **CD3500V3-1012\_Nov20**

| CALIBRATION CERTIFICATE                                                                                                                                                                                                                                                       |                                                                     | 결                                 | 담당자                    | 확인자          |
|-------------------------------------------------------------------------------------------------------------------------------------------------------------------------------------------------------------------------------------------------------------------------------|---------------------------------------------------------------------|-----------------------------------|------------------------|--------------|
| Object                                                                                                                                                                                                                                                                        | CD3500V3 - SN: 1012                                                 | 재                                 | <i>JL</i>              | <i>JK</i>    |
| Calibration procedure(s)                                                                                                                                                                                                                                                      | QA CAL-20.v7<br>Calibration Procedure for Validation Sources in air | 일시                                | 2020 / 12.09           | 2020 / 12.09 |
| Calibration date:                                                                                                                                                                                                                                                             | November 26, 2020                                                   |                                   |                        |              |
| This calibration certificate documents the traceability to national standards, which realize the physical units of measurements (SI).<br>The measurements and the uncertainties with confidence probability are given on the following pages and are part of the certificate. |                                                                     |                                   |                        |              |
| All calibrations have been conducted in the closed laboratory facility: environment temperature (22 ± 3)°C and humidity < 70%.                                                                                                                                                |                                                                     |                                   |                        |              |
| Calibration Equipment used (M&TE critical for calibration)                                                                                                                                                                                                                    |                                                                     |                                   |                        |              |
| Primary Standards                                                                                                                                                                                                                                                             | ID #                                                                | Cal Date (Certificate No.)        | Scheduled Calibration  |              |
| Power meter NRP                                                                                                                                                                                                                                                               | SN: 104778                                                          | 01-Apr-20 (No. 217-03100/03101)   | Apr-21                 |              |
| Power sensor NRP-Z91                                                                                                                                                                                                                                                          | SN: 103244                                                          | 01-Apr-20 (No. 217-03100)         | Apr-21                 |              |
| Power sensor NRP-Z91                                                                                                                                                                                                                                                          | SN: 103245                                                          | 01-Apr-20 (No. 217-03101)         | Apr-21                 |              |
| Reference 20 dB Attenuator                                                                                                                                                                                                                                                    | SN: BH9394 (20k)                                                    | 31-Mar-20 (No. 217-03106)         | Apr-21                 |              |
| Type-N mismatch combination                                                                                                                                                                                                                                                   | SN: 310982 / 06327                                                  | 31-Mar-20 (No. 217-03104)         | Apr-21                 |              |
| Probe EF3DV3                                                                                                                                                                                                                                                                  | SN: 4013                                                            | 31-Dec-19 (No. EF3-4013_Dec19)    | Dec-20                 |              |
| Probe H3DV6                                                                                                                                                                                                                                                                   | SN: 6065                                                            | 31-Dec-19 (No. H3-6065_Dec19)     | Dec-20                 |              |
| DAE4                                                                                                                                                                                                                                                                          | SN: 781                                                             | 27-Dec-19 (No. DAE4-781_Dec19)    | Dec-20                 |              |
| Secondary Standards                                                                                                                                                                                                                                                           | ID #                                                                | Check Date (in house)             | Scheduled Check        |              |
| Power meter Agilent 4419B                                                                                                                                                                                                                                                     | SN: GB42420191                                                      | 09-Oct-09 (in house check Oct-20) | In house check: Oct-23 |              |
| Power sensor HP E4412A                                                                                                                                                                                                                                                        | SN: US38485102                                                      | 05-Jan-10 (in house check Oct-20) | In house check: Oct-23 |              |
| Power sensor HP 8482A                                                                                                                                                                                                                                                         | SN: US37295597                                                      | 09-Oct-09 (in house check Oct-20) | In house check: Oct-23 |              |
| RF generator R&S SMT-06                                                                                                                                                                                                                                                       | SN: 837633/005                                                      | 10-Jan-19 (in house check Oct-20) | In house check: Oct-23 |              |
| Network Analyzer Agilent E8358A                                                                                                                                                                                                                                               | SN: US41080477                                                      | 31-Mar-14 (in house check Oct-20) | In house check: Oct-21 |              |
| Calibrated by:                                                                                                                                                                                                                                                                | Name<br>Jeton Kasrati                                               | Function<br>Laboratory Technician | Signature<br><i>JL</i> |              |
| Approved by:                                                                                                                                                                                                                                                                  | Name<br>Katja Pokovic                                               | Function<br>Technical Manager     | Signature<br><i>KP</i> |              |
| Issued: November 26, 2020                                                                                                                                                                                                                                                     |                                                                     |                                   |                        |              |
| This calibration certificate shall not be reproduced except in full without written approval of the laboratory.                                                                                                                                                               |                                                                     |                                   |                        |              |

**Calibration Laboratory of  
Schmid & Partner  
Engineering AG**  
Zeughausstrasse 43, 8004 Zurich, Switzerland



**S** Schweizerischer Kalibrierdienst  
**C** Service suisse d'étalonnage  
**S** Servizio svizzero di taratura  
**S** Swiss Calibration Service

Accredited by the Swiss Accreditation Service (SAS)

The Swiss Accreditation Service is one of the signatories to the EA Multilateral Agreement for the recognition of calibration certificates

Accreditation No.: **SCS 0108**

## References

- [1] ANSI-C63.19-2011  
American National Standard, Methods of Measurement of Compatibility between Wireless Communications Devices and Hearing Aids.

## Methods Applied and Interpretation of Parameters:

- **Coordinate System:** y-axis is in the direction of the dipole arms. z-axis is from the basis of the antenna (mounted on the table) towards its feed point between the two dipole arms. x-axis is normal to the other axes. In coincidence with the standards [1], the measurement planes (probe sensor center) are selected to be at a distance of 15 mm above the top metal edge of the dipole arms.
- **Measurement Conditions:** Further details are available from the hardcopies at the end of the certificate. All figures stated in the certificate are valid at the frequency indicated. The forward power to the dipole connector is set with a calibrated power meter connected and monitored with an auxiliary power meter connected to a directional coupler. While the dipole under test is connected, the forward power is adjusted to the same level.
- **Antenna Positioning:** The dipole is mounted on a HAC Test Arch phantom using the matching dipole positioner with the arms horizontal and the feeding cable coming from the floor. The measurements are performed in a shielded room with absorbers around the setup to reduce the reflections. It is verified before the mounting of the dipole under the Test Arch phantom, that its arms are perfectly in a line. It is installed on the HAC dipole positioner with its arms parallel below the dielectric reference wire and able to move elastically in vertical direction without changing its relative position to the top center of the Test Arch phantom. The vertical distance to the probe is adjusted after dipole mounting with a DASY5 Surface Check job. Before the measurement, the distance between phantom surface and probe tip is verified. The proper measurement distance is selected by choosing the matching section of the HAC Test Arch phantom with the proper device reference point (upper surface of the dipole) and the matching grid reference point (tip of the probe) considering the probe sensor offset. The vertical distance to the probe is essential for the accuracy.
- **Feed Point Impedance and Return Loss:** These parameters are measured using a Vector Network Analyzer. The impedance is specified at the SMA connector of the dipole. The influence of reflections was eliminated by applying the averaging function while moving the dipole in the air, at least 70cm away from any obstacles.
- **E-field distribution:** E field is measured in the x-y-plane with an isotropic E-field probe with 100 mW forward power to the antenna feed point. In accordance with [1], the scan area is 20mm wide, its length exceeds the dipole arm length (180 or 90mm). The sensor center is 15 mm (in z) above the metal top of the dipole arms. Two 3D maxima are available near the end of the dipole arms. Assuming the dipole arms are perfectly in one line, the average of these two maxima (in subgrid 2 and subgrid 8) is determined to compensate for any non-parallelity to the measurement plane as well as the sensor displacement. The E-field value stated as calibration value represents the maximum of the interpolated 3D-E-field, in the plane above the dipole surface.

The reported uncertainty of measurement is stated as the standard uncertainty of measurement multiplied by the coverage factor  $k=2$ , which for a normal distribution corresponds to a coverage probability of approximately 95%.

**Measurement Conditions**

DASY system configuration, as far as not given on page 1.

|                                    |                  |          |
|------------------------------------|------------------|----------|
| DASY Version                       | DASY5            | V52.10.4 |
| Phantom                            | HAC Test Arch    |          |
| Distance Dipole Top - Probe Center | 15 mm            |          |
| Scan resolution                    | dx, dy = 5 mm    |          |
| Frequency                          | 3500 MHz ± 1 MHz |          |
| Input power drift                  | < 0.05 dB        |          |

**Maximum Field values at 3500 MHz**

| E-field 15 mm above dipole surface | condition          | Interpolated maximum           |
|------------------------------------|--------------------|--------------------------------|
| Maximum measured above high end    | 100 mW input power | 84.4 V/m = 38.53 dBV/m         |
| Maximum measured above low end     | 100 mW input power | 82.1 V/m = 38.29 dBV/m         |
| Averaged maximum above arm         | 100 mW input power | <b>83.3 V/m ± 12.8 % (k=2)</b> |

**Appendix (Additional assessments outside the scope of SCS 0108)**

**Antenna Parameters**

| Frequency | Return Loss | Impedance       |
|-----------|-------------|-----------------|
| 3300 MHz  | 18.0 dB     | 64.0 Ω - 3.1 jΩ |
| 3400 MHz  | 23.6 dB     | 52.4 Ω - 6.4 jΩ |
| 3500 MHz  | 26.8 dB     | 48.8 Ω - 4.4 jΩ |
| 3600 MHz  | 25.0 dB     | 45.9 Ω - 3.6 jΩ |
| 3700 MHz  | 23.4 dB     | 43.8 Ω + 1.4 jΩ |

**3.2 Antenna Design and Handling**

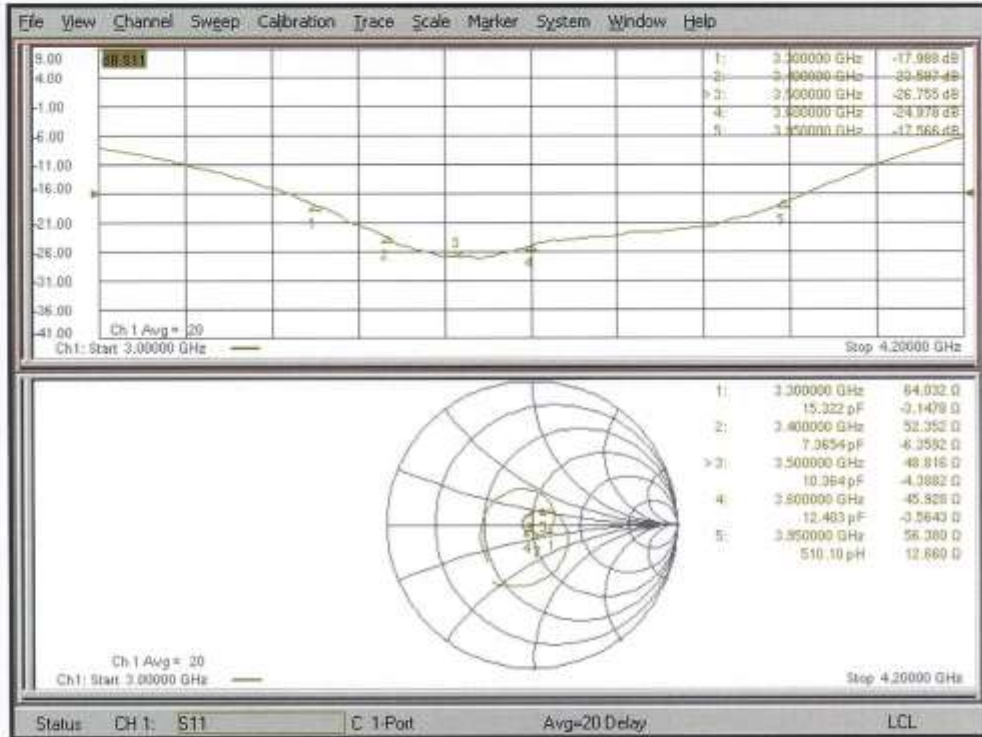
The calibration dipole has a symmetric geometry with a built-in two stub matching network, which leads to the enhanced bandwidth.

The dipole is built of standard semirigid coaxial cable. The internal matching line is open ended. The antenna is therefore open for DC signals.

Do not apply force to dipole arms, as they are liable to bend. The soldered connections near the feedpoint may be damaged. After excessive mechanical stress or overheating, check the impedance characteristics to ensure that the internal matching network is not affected.

After long term use with 40W radiated power, only a slight warming of the dipole near the feedpoint can be measured.

## Impedance Measurement Plot





**DASY5 E-field Result**

Date: 26.11.2020

Test Laboratory: SPEAG Lab2

**DUT: HAC Dipole 3500 MHz; Type: CD3500V3; Serial: CD3500V3 - SN: 1012**

Communication System: UID 0 - CW ; Frequency: 3500 MHz  
Medium parameters used:  $\sigma = 0.5/m$ ,  $\epsilon_r = 1$ ;  $\rho = 0 \text{ kg/m}^3$   
Phantom section: RF Section  
Measurement Standard: DASY5 (IEEE/IEC/ANSI C63.19-2011)


DASY52 Configuration:

- Probe: EF3DV3 - SN4013; ConvF(1, 1, 1) @ 3500 MHz; Calibrated: 31.12.2019
- Sensor-Surface: (Fix Surface)
- Electronics: DAE4 Sn781; Calibrated: 27.12.2019
- Phantom: HAC Test Arch with AMCC; Type: SD HAC P01 BA; Serial: 1070
- DASY52 52.10.4(1527); SEMCAD X 14.6.14(7483)

**Dipole E-Field measurement @ 3500MHz/E-Scan - 3500MHz d=15mm/Hearing Aid Compatibility Test (41x181x1):**  
interpolated grid: dx=0.5000 mm, dy=0.5000 mm  
Device Reference Point: 0, 0, -6.3 mm  
Reference Value = 33.57 V/m; Power Drift = 0.03 dB  
Applied MIF = 0.00 dB  
RF audio interference level = 38.53 dBV/m  
**Emission category: M2**

MIF scaled E-field

|                          |                          |                          |
|--------------------------|--------------------------|--------------------------|
| Grid 1 M2<br>38.1 dBV/m  | Grid 2 M2<br>38.29 dBV/m | Grid 3 M2<br>38.21 dBV/m |
| Grid 4 M2<br>38.32 dBV/m | Grid 5 M2<br>38.53 dBV/m | Grid 6 M2<br>38.4 dBV/m  |
| Grid 7 M2<br>38.31 dBV/m | Grid 8 M2<br>38.51 dBV/m | Grid 9 M2<br>38.38 dBV/m |



## 23. Appendix F. UID Specifications

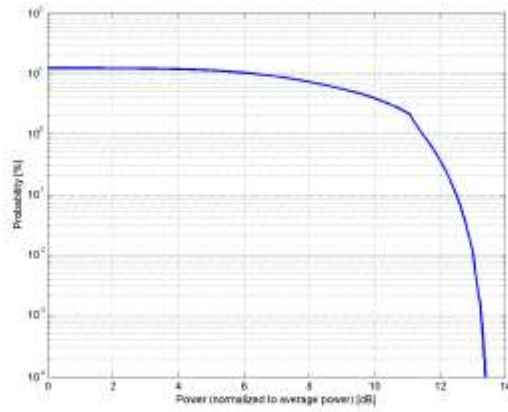
**Calibration Laboratory of  
Schmid & Partner  
Engineering AG**  
Zeughausstrasse 43, 8004 Zurich, Switzerland

|                         |                                                                                                                                                                                                                                                                                                                                                                                                                                                                                                                                                                                                                                                                                                                                                                                                                                                                                                                          |
|-------------------------|--------------------------------------------------------------------------------------------------------------------------------------------------------------------------------------------------------------------------------------------------------------------------------------------------------------------------------------------------------------------------------------------------------------------------------------------------------------------------------------------------------------------------------------------------------------------------------------------------------------------------------------------------------------------------------------------------------------------------------------------------------------------------------------------------------------------------------------------------------------------------------------------------------------------------|
| Name:                   | <b>CDMA2000, RC1, SO3, 1/8th Rate 25 fr.</b>                                                                                                                                                                                                                                                                                                                                                                                                                                                                                                                                                                                                                                                                                                                                                                                                                                                                             |
| Group:                  | CDMA2000                                                                                                                                                                                                                                                                                                                                                                                                                                                                                                                                                                                                                                                                                                                                                                                                                                                                                                                 |
| UID:                    | 10295-AAB                                                                                                                                                                                                                                                                                                                                                                                                                                                                                                                                                                                                                                                                                                                                                                                                                                                                                                                |
| PAR: <sup>1</sup>       | <b>12.49 dB</b>                                                                                                                                                                                                                                                                                                                                                                                                                                                                                                                                                                                                                                                                                                                                                                                                                                                                                                          |
| MIF: <sup>2</sup>       | <b>3.26 dB</b>                                                                                                                                                                                                                                                                                                                                                                                                                                                                                                                                                                                                                                                                                                                                                                                                                                                                                                           |
| Standard Reference:     | 3GPP2 C.S0002-C-1, Chapter 2.1.3.9.2.3<br>FCC OET KDB 941225 D01 SAR test for 3G devices (v02)                                                                                                                                                                                                                                                                                                                                                                                                                                                                                                                                                                                                                                                                                                                                                                                                                           |
| Category:               | Random amplitude modulation                                                                                                                                                                                                                                                                                                                                                                                                                                                                                                                                                                                                                                                                                                                                                                                                                                                                                              |
| Modulation:             | 64-ary orthogonal                                                                                                                                                                                                                                                                                                                                                                                                                                                                                                                                                                                                                                                                                                                                                                                                                                                                                                        |
| Frequency Band:         | Band Class 0 (815.0-849.0 MHz, 20220)<br>Band Class 1 (1850.0-1910.0 MHz, 20040)<br>Band Class 2 (872.0-915.0 MHz, 20041)<br>Band Class 3 (887.0-925.0 MHz, 20042)<br>Band Class 4 (1750.0-1780.0 MHz, 20043)<br>Band Class 5 (411.7-483.5 MHz, 20044)<br>Band Class 6 (1920.0-1980.0 MHz, 20045)<br>Band Class 7 (776.0-794.0 MHz, 20046)<br>Band Class 8 (1710.0-1785.0 MHz, 20047)<br>Band Class 9 (880.0-915.0 MHz, 20048)<br>Band Class 10 (806.0-901.0 MHz, 20049)<br>Band Class 11 (410.0-462.5 MHz, 20050)<br>Band Class 12 (870.0-876.0 MHz, 20051)<br>Band Class 13 (2500.0-2570.0 MHz, 20179)<br>Band Class 14 (1850.0-1915.0 MHz, 20180)<br>Band Class 15 (1710.0-1755.0 MHz, 20181)<br>Band Class 16 (2502.0-2568.0 MHz, 20182)<br>Band Class 18 (787.0-799.0 MHz, 20184)<br>Band Class 19 (698.0-716.0 MHz, 20185)<br>Band Class 20 (1626.5-1660.5 MHz, 20186)<br>Band Class 21 (2000.0-2020.0 MHz, 20187) |
| Detailed Specification: | Radio Configuration 1 (RC1)<br>Service Option 3 (SO3)<br>Speech codec: 8k EVRC (Enhanced Voice Rate Codec)<br>1/8th frame rate                                                                                                                                                                                                                                                                                                                                                                                                                                                                                                                                                                                                                                                                                                                                                                                           |
| Bandwidth:              | 1.2 MHz                                                                                                                                                                                                                                                                                                                                                                                                                                                                                                                                                                                                                                                                                                                                                                                                                                                                                                                  |
| Integration Time:       | 500.0 ms                                                                                                                                                                                                                                                                                                                                                                                                                                                                                                                                                                                                                                                                                                                                                                                                                                                                                                                 |

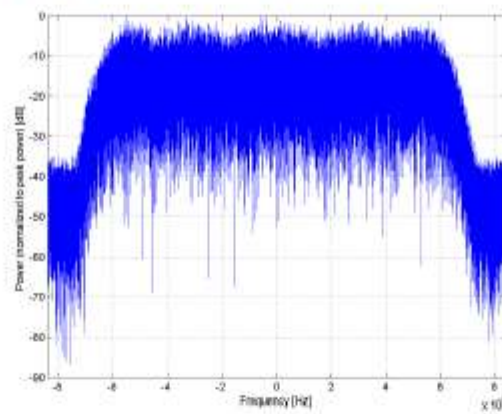
<sup>1</sup> PAR (0.1%) in accordance with FCC KDB 971168, Section 6.0 "Measurement of the Peak-to-Average Power Ratio (PAPR)"

<sup>2</sup> Modulation Interference Factor (MIF) value valid only in conjunction with advanced probe response linearization calibration for the same communication system (same UID and version).

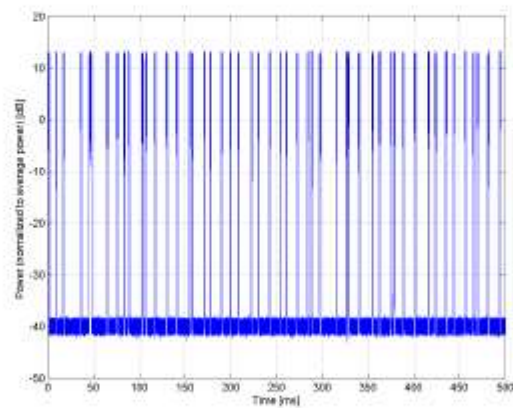
**Calibration Laboratory of  
Schmid & Partner  
Engineering AG**  
Zeughausstrasse 43, 8004 Zurich, Switzerland



**Complementary Cumulative Distribution Function (CCDF)**



**Frequency Domain**



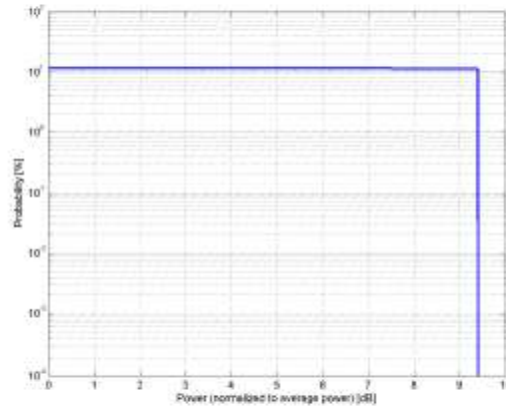
**Time Domain**

**Calibration Laboratory of  
Schmid & Partner  
Engineering AG**  
Zeughausstrasse 43, 8004 Zurich, Switzerland

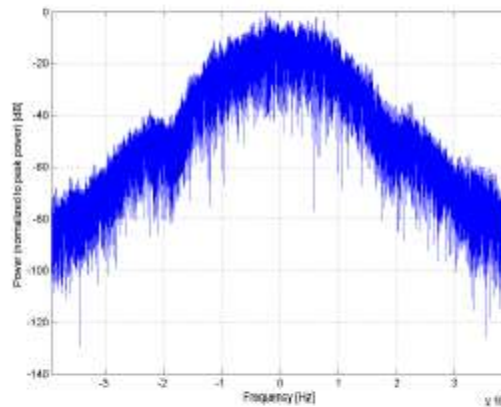
|                         |                                                                                                                                                                                                                                                                                                                                                                                                        |
|-------------------------|--------------------------------------------------------------------------------------------------------------------------------------------------------------------------------------------------------------------------------------------------------------------------------------------------------------------------------------------------------------------------------------------------------|
| Name:                   | GSM-FDD (TDMA, GMSK)                                                                                                                                                                                                                                                                                                                                                                                   |
| Group:                  | GSM                                                                                                                                                                                                                                                                                                                                                                                                    |
| UID:                    | 10021-DAC                                                                                                                                                                                                                                                                                                                                                                                              |
| PAR: <sup>1</sup>       | 9.39 dB                                                                                                                                                                                                                                                                                                                                                                                                |
| MIF: <sup>2</sup>       | 3.63 dB                                                                                                                                                                                                                                                                                                                                                                                                |
| Standard Reference:     | ETSI TS 100 909 V8.9.0 (2005-01)<br>FCC OET KDB 941225, D03 and D04                                                                                                                                                                                                                                                                                                                                    |
| Category:               | Periodic pulsed modulation                                                                                                                                                                                                                                                                                                                                                                             |
| Modulation:             | GMSK                                                                                                                                                                                                                                                                                                                                                                                                   |
| Frequency Band:         | GSM 450 (450.4 - 457.6 MHz)<br>GSM 480 (478.8 - 486.0 MHz)<br>GSM 710 (698.0 - 716.0 MHz)<br>GSM 750 (747.0 - 763.0 MHz)<br>GSM 850 (824.0 - 849.0 MHz)<br>P-GSM 900 (890.0 - 915.0 MHz)<br>E-GSM 900 (880.0 - 915.0 MHz)<br>R-GSM 900 (876.0 - 915.0 MHz)<br>DCS 1800 (1710.0 - 1785.0 MHz)<br>PCS 1900 (1850.0 - 1910.0 MHz)<br>ER-GSM 900 (873.0 - 915.0 MHz)<br>Validation band (0.0 - 6000.0 MHz) |
| Detailed Specification: | Active Slot: TN0<br>Data: PMS continuous<br>Frame: composed out of 8 Slots<br>Multiframe: 26th (IDLE) Frame set blank<br>Slottype & -timing: Normal burst for GMSK                                                                                                                                                                                                                                     |
| Bandwidth:              | 0.2 MHz                                                                                                                                                                                                                                                                                                                                                                                                |
| Integration Time:       | 120.0 ms                                                                                                                                                                                                                                                                                                                                                                                               |

<sup>1</sup> PAR (0.1%) in accordance with FCC KDB 971168, Section 6.0 "Measurement of the Peak-to-Average Power Ratio (PAPR)"  
<sup>2</sup> Modulation Interference Factor (MIF) value valid only in conjunction with advanced probe response linearization calibration for the same communication system (same UID and version).

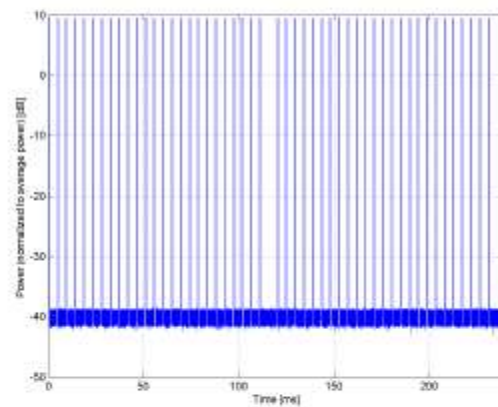
**Calibration Laboratory of  
Schmid & Partner  
Engineering AG**  
Zeughausstrasse 43, 8004 Zurich, Switzerland



**Complementary Cumulative Distribution Function (CCDF)**



**Frequency Domain**



**Time Domain**

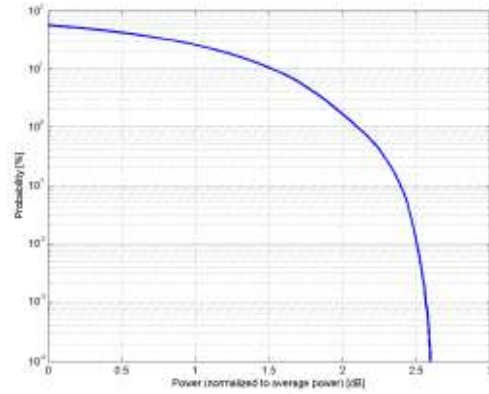
**Calibration Laboratory of  
Schmid & Partner  
Engineering AG**  
Zeughausstrasse 43, 8004 Zurich, Switzerland

|                         |                                                                                                                                                                                                                                                                                                                                                                                                                                                                                                                                                                                                                                                                                                                                                                                                                                                                                                                                                                   |
|-------------------------|-------------------------------------------------------------------------------------------------------------------------------------------------------------------------------------------------------------------------------------------------------------------------------------------------------------------------------------------------------------------------------------------------------------------------------------------------------------------------------------------------------------------------------------------------------------------------------------------------------------------------------------------------------------------------------------------------------------------------------------------------------------------------------------------------------------------------------------------------------------------------------------------------------------------------------------------------------------------|
| Name:                   | UMTS-FDD (WCDMA, AMR)                                                                                                                                                                                                                                                                                                                                                                                                                                                                                                                                                                                                                                                                                                                                                                                                                                                                                                                                             |
| Group:                  | WCDMA                                                                                                                                                                                                                                                                                                                                                                                                                                                                                                                                                                                                                                                                                                                                                                                                                                                                                                                                                             |
| UID:                    | 10460-AAA                                                                                                                                                                                                                                                                                                                                                                                                                                                                                                                                                                                                                                                                                                                                                                                                                                                                                                                                                         |
| PAR: <sup>1</sup>       | 2.39 dB                                                                                                                                                                                                                                                                                                                                                                                                                                                                                                                                                                                                                                                                                                                                                                                                                                                                                                                                                           |
| MIF: <sup>2</sup>       | -25.43 dB                                                                                                                                                                                                                                                                                                                                                                                                                                                                                                                                                                                                                                                                                                                                                                                                                                                                                                                                                         |
| Standard Reference:     | FCC OET KDB 941225 D01 SAR test for 3G devices v03                                                                                                                                                                                                                                                                                                                                                                                                                                                                                                                                                                                                                                                                                                                                                                                                                                                                                                                |
| Category:               | Random amplitude modulation                                                                                                                                                                                                                                                                                                                                                                                                                                                                                                                                                                                                                                                                                                                                                                                                                                                                                                                                       |
| Modulation:             | QPSK                                                                                                                                                                                                                                                                                                                                                                                                                                                                                                                                                                                                                                                                                                                                                                                                                                                                                                                                                              |
| Frequency Band:         | Band 1, UTRA/FDD (1920.0-1980.0 MHz, 20000)<br>Band 2, UTRA/FDD (1850.0-1910.0 MHz, 20001)<br>Band 3, UTRA/FDD (1710.0-1785.0 MHz, 20002)<br>Band 4, UTRA/FDD (1710.0-1755.0 MHz, 20003)<br>Band 5, UTRA/FDD (824.0-849.0 MHz, 20004)<br>Band 6, UTRA/FDD (830.0-840.0 MHz, 20005)<br>Band 7, UTRA/FDD (2500.0-2570.0 MHz, 20006)<br>Band 8, UTRA/FDD (880.0-915.0 MHz, 20007)<br>Band 9, UTRA/FDD (1749.9-1784.9 MHz, 20008)<br>Band 10, UTRA/FDD (1710.0-1770.0 MHz, 20009)<br>Band 11, UTRA/FDD (1427.9-1452.9 MHz, 20010)<br>Band 12, UTRA/FDD (698.0-716.0 MHz, 20011)<br>Band 13, UTRA/FDD (777.0-787.0 MHz, 20012)<br>Band 14, UTRA/FDD (788.0-798.0 MHz, 20013)<br>Band 19, UTRA/FDD (830.0-845.0 MHz, 20130)<br>Band 20, UTRA/FDD (832.0-862.0 MHz, 20131)<br>Band 21, UTRA/FDD (1447.9-1462.9 MHz, 20132)<br>Band 22, UTRA/FDD (3410.0-3490.0 MHz, 20217)<br>Band 25, UTRA/FDD (1850.0-1915.0 MHz, 20218)<br>Band 26, UTRA/FDD (814.0-849.0 MHz, 20219) |
| Detailed Specification: | Dedicated Channel Type: 12.2 kbps AMR<br>3.4 kbps SRB                                                                                                                                                                                                                                                                                                                                                                                                                                                                                                                                                                                                                                                                                                                                                                                                                                                                                                             |
| Bandwidth:              | 5.0 MHz                                                                                                                                                                                                                                                                                                                                                                                                                                                                                                                                                                                                                                                                                                                                                                                                                                                                                                                                                           |
| Integration Time:       | 100.0 ms                                                                                                                                                                                                                                                                                                                                                                                                                                                                                                                                                                                                                                                                                                                                                                                                                                                                                                                                                          |

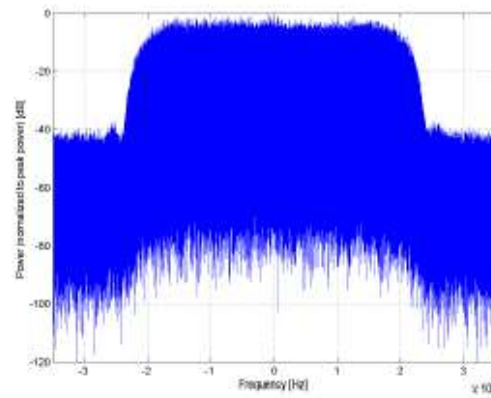
<sup>1</sup> PAR (0.1%) in accordance with FCC KDB 971168, Section 6.0 "Measurement of the Peak-to-Average Power Ratio (PAPR)"

<sup>2</sup> Modulation Interference Factor (MIF) value valid only in conjunction with advanced probe response linearization calibration for the same communication system (same UID and version).

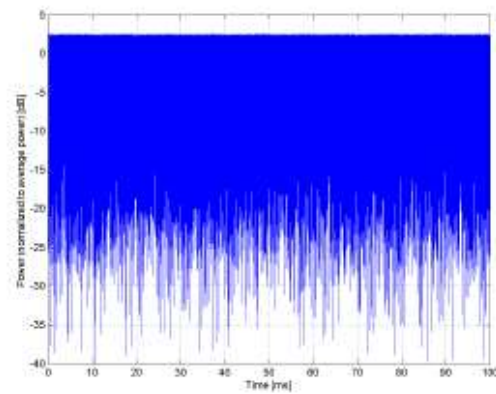
**Calibration Laboratory of  
Schmid & Partner  
Engineering AG**  
Zeughausstrasse 43, 8004 Zurich, Switzerland



**Complementary Cumulative Distribution Function (CCDF)**



**Frequency Domain**



**Time Domain**

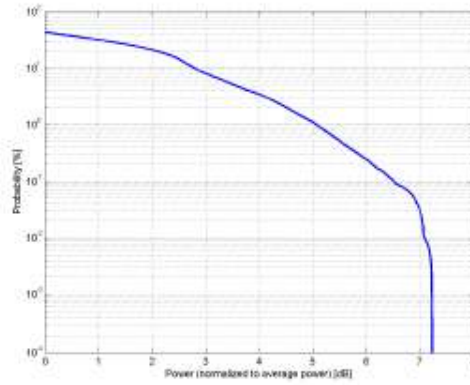


**Calibration Laboratory of  
Schmid & Partner  
Engineering AG**  
Zeughausstrasse 43, 8004 Zurich, Switzerland

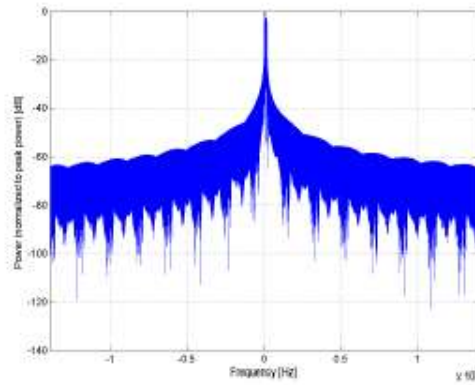
|                         |                                                                                                                                                                                                                                                                                                                                                                                                                                                                                                                                                                                                                                                                                                                                                                                                                    |
|-------------------------|--------------------------------------------------------------------------------------------------------------------------------------------------------------------------------------------------------------------------------------------------------------------------------------------------------------------------------------------------------------------------------------------------------------------------------------------------------------------------------------------------------------------------------------------------------------------------------------------------------------------------------------------------------------------------------------------------------------------------------------------------------------------------------------------------------------------|
| Name:                   | LTE-FDD (SC-FDMA, 1 RB, 20 MHz, 16-QAM)                                                                                                                                                                                                                                                                                                                                                                                                                                                                                                                                                                                                                                                                                                                                                                            |
| Group:                  | LTE-FDD                                                                                                                                                                                                                                                                                                                                                                                                                                                                                                                                                                                                                                                                                                                                                                                                            |
| UID:                    | 10170-CAE                                                                                                                                                                                                                                                                                                                                                                                                                                                                                                                                                                                                                                                                                                                                                                                                          |
| PAP: <sup>1</sup>       | 6.52 dB                                                                                                                                                                                                                                                                                                                                                                                                                                                                                                                                                                                                                                                                                                                                                                                                            |
| MIF: <sup>2</sup>       | -9.76 dB                                                                                                                                                                                                                                                                                                                                                                                                                                                                                                                                                                                                                                                                                                                                                                                                           |
| Standard Reference:     | 3GPP / ETSI TS 136.101 V8.4.0<br>3GPP / ETSI TS 136.213 V8.4.0<br>FCC OET KDB 941225 D05 SAR for LTE Devices v01<br>Random amplitude modulation                                                                                                                                                                                                                                                                                                                                                                                                                                                                                                                                                                                                                                                                    |
| Category:               | 16-QAM                                                                                                                                                                                                                                                                                                                                                                                                                                                                                                                                                                                                                                                                                                                                                                                                             |
| Modulation:             |                                                                                                                                                                                                                                                                                                                                                                                                                                                                                                                                                                                                                                                                                                                                                                                                                    |
| Frequency Band:         | Band 1, E-UTRA/FDD (1920.0 - 1980.0 MHz)<br>Band 2, E-UTRA/FDD (1850.0 - 1910.0 MHz)<br>Band 3, E-UTRA/FDD (1710.0 - 1785.0 MHz)<br>Band 4, E-UTRA/FDD (1710.0 - 1755.0 MHz)<br>Band 7, E-UTRA/FDD (2500.0 - 2570.0 MHz)<br>Band 9, E-UTRA/FDD (1749.9 - 1784.9 MHz)<br>Band 10, E-UTRA/FDD (1710.0 - 1770.0 MHz)<br>Band 20, E-UTRA/FDD (832.0 - 862.0 MHz)<br>Band 22, E-UTRA/FDD (3410.0 - 3490.0 MHz)<br>Band 23, E-UTRA/FDD (2000.0 - 2020.0 MHz)<br>Band 25, E-UTRA/FDD (1850.0 - 1915.0 MHz)<br>Band 28 E-UTRA/FDD (703.0 - 748.0 MHz)<br>Band 65, E-UTRA/FDD (1920.0 - 2010.0 MHz)<br>Band 66, E-UTRA/FDD (1710.0 - 1780.0 MHz)<br>Band 70, E-UTRA/FDD (1695.0 - 1710.0 MHz)<br>Band 71, E-UTRA/FDD (663.0 - 698.0 MHz)<br>Band 74, E-UTRA/FDD (1427.0 - 1470.0 MHz)<br>Validation band (0.0 - 6000.0 MHz) |
| Detailed Specification: | Modulation Scheme: SC-FDMA<br>Number of PUSCHs: 1<br>Settings for Subframe #0 to #9:<br>Modulation Scheme: 16QAM<br>Data Type: UL-SCH<br>Number RB: 1<br>Transport Block Size: 256<br>TBS Index: 14<br>MCS Index: 15<br>Data Type: PNG                                                                                                                                                                                                                                                                                                                                                                                                                                                                                                                                                                             |
| Bandwidth:              | 20.0 MHz                                                                                                                                                                                                                                                                                                                                                                                                                                                                                                                                                                                                                                                                                                                                                                                                           |
| Integration Time:       | 10.0 ms                                                                                                                                                                                                                                                                                                                                                                                                                                                                                                                                                                                                                                                                                                                                                                                                            |

<sup>1</sup> PAP (0.1%) in accordance with FCC KDB 971168, Section 6.0 "Measurement of the Peak-to-Average Power Ratio (PAPR)"  
<sup>2</sup> Modulation Interference Factor (MIF) value valid only in conjunction with advanced probe response linearization calibration for the same communication system (same UID and version).

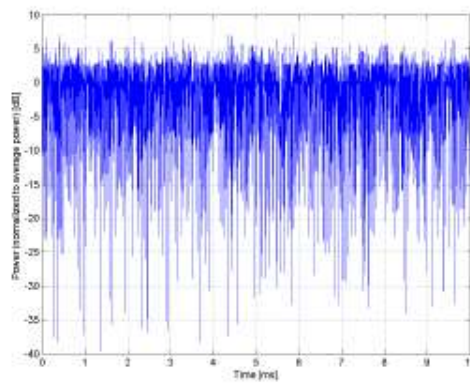
**Calibration Laboratory of  
Schmid & Partner  
Engineering AG**  
Zeughausstrasse 43, 8004 Zurich, Switzerland



**Complementary Cumulative Distribution Function (CCDF)**



**Frequency Domain**



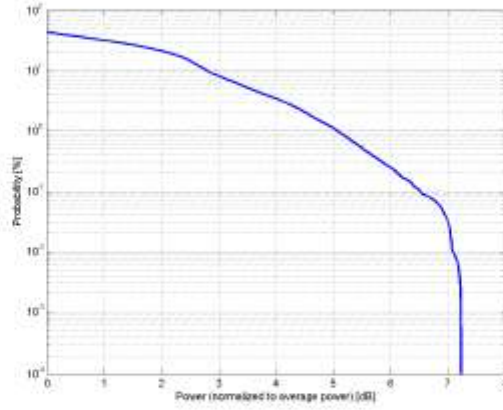
**Time Domain**

**Calibration Laboratory of  
Schmid & Partner  
Engineering AG**  
Zeughausstrasse 43, 8004 Zurich, Switzerland

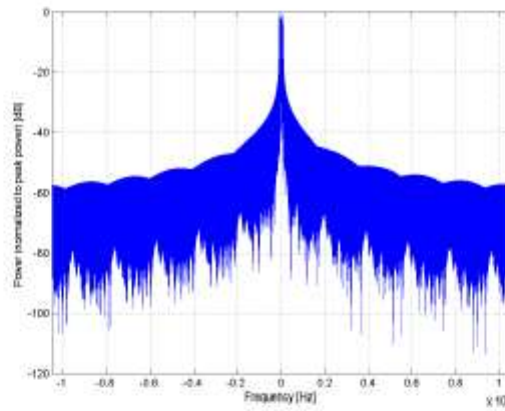
|                                             |                                                                                                                                                                                                                                                                                                                                                                                                                                                                                                                                                                                                                                                                                                                                                                                                                                                                                                                                                                                                                                            |
|---------------------------------------------|--------------------------------------------------------------------------------------------------------------------------------------------------------------------------------------------------------------------------------------------------------------------------------------------------------------------------------------------------------------------------------------------------------------------------------------------------------------------------------------------------------------------------------------------------------------------------------------------------------------------------------------------------------------------------------------------------------------------------------------------------------------------------------------------------------------------------------------------------------------------------------------------------------------------------------------------------------------------------------------------------------------------------------------------|
| Name:                                       | LTE-FDD (SC-FDMA, 1 RB, 15 MHz, 16-QAM)                                                                                                                                                                                                                                                                                                                                                                                                                                                                                                                                                                                                                                                                                                                                                                                                                                                                                                                                                                                                    |
| Group:<br>UID:                              | LTE-FDD<br>10182-CAE                                                                                                                                                                                                                                                                                                                                                                                                                                                                                                                                                                                                                                                                                                                                                                                                                                                                                                                                                                                                                       |
| PAR: <sup>1</sup><br>MIF: <sup>2</sup>      | 6.52 dB<br>-9.76 dB                                                                                                                                                                                                                                                                                                                                                                                                                                                                                                                                                                                                                                                                                                                                                                                                                                                                                                                                                                                                                        |
| Standard Reference:                         | 3GPP / ETSI TS 136.101 V8.4.0<br>3GPP / ETSI TS 136.213 V8.4.0<br>FCC OET KDB 941225 D05 SAR for LTE Devices v01<br>Random amplitude modulation<br>16-QAM                                                                                                                                                                                                                                                                                                                                                                                                                                                                                                                                                                                                                                                                                                                                                                                                                                                                                  |
| Category:<br>Modulation:<br>Frequency Band: | Band 1, E-UTRA/FDD (1920.0 - 1980.0 MHz)<br>Band 2, E-UTRA/FDD (1850.0 - 1910.0 MHz)<br>Band 3, E-UTRA/FDD (1710.0 - 1785.0 MHz)<br>Band 4, E-UTRA/FDD (1710.0 - 1755.0 MHz)<br>Band 7, E-UTRA/FDD (2500.0 - 2570.0 MHz)<br>Band 9, E-UTRA/FDD (1749.9 - 1784.9 MHz)<br>Band 10, E-UTRA/FDD (1710.0 - 1770.0 MHz)<br>Band 18, E-UTRA/FDD (815.0 - 830.0 MHz)<br>Band 19, E-UTRA/FDD (830.0 - 845.0 MHz)<br>Band 20, E-UTRA/FDD (832.0 - 862.0 MHz)<br>Band 21, E-UTRA/FDD (1447.9 - 1462.9 MHz)<br>Band 22, E-UTRA/FDD (3410.0 - 3490.0 MHz)<br>Band 23, E-UTRA/FDD (2000.0 - 2020.0 MHz)<br>Band 25, E-UTRA/FDD (1850.0 - 1915.0 MHz)<br>Band 28 E-UTRA/FDD (814.0 - 849.0 MHz)<br>Band 29 E-UTRA/FDD (703.0 - 749.0 MHz)<br>Band 65, E-UTRA/FDD (1920.0 - 2010.0 MHz)<br>Band 66, E-UTRA/FDD (1710.0 - 1790.0 MHz)<br>Band 68, E-UTRA/FDD (898.0 - 728.0 MHz)<br>Band 70, E-UTRA/FDD (1695.0 - 1710.0 MHz)<br>Band 71, E-UTRA/FDD (863.0 - 898.0 MHz)<br>Band 74, E-UTRA/FDD (1427.0 - 1470.0 MHz)<br>Validation band (0.0 - 6000.0 MHz) |
| Detailed Specification:                     | Modulation Scheme: SC-FDMA<br>Number of PUSCHs: 1<br>Settings for Subframe #0 to #9:<br>Modulation Scheme: 16QAM<br>Data Type: UL-SCH<br>Number RB: 1<br>Transport Block Size: 256<br>TBS Index: 14<br>MCS Index: 15<br>Data Type: PUS                                                                                                                                                                                                                                                                                                                                                                                                                                                                                                                                                                                                                                                                                                                                                                                                     |
| Bandwidth:<br>Integration Time:             | 15.0 MHz<br>10.0 ms                                                                                                                                                                                                                                                                                                                                                                                                                                                                                                                                                                                                                                                                                                                                                                                                                                                                                                                                                                                                                        |

<sup>1</sup> PAR (0.1%) in accordance with FCC KDB 971168, Section 6.0 "Measurement of the Peak-to-Average Power Ratio (PAPR)"  
<sup>2</sup> Modulation Interference Factor (MIF) value valid only in conjunction with advanced probe response linearization calibration for the same communication system (same UID and version).

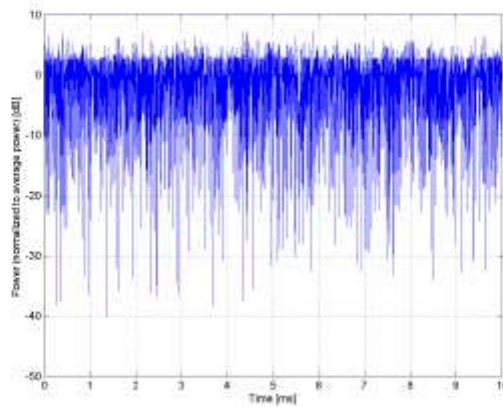
**Calibration Laboratory of  
Schmid & Partner  
Engineering AG**  
Zeughausstrasse 43, 8004 Zurich, Switzerland



**Complementary Cumulative Distribution Function (CCDF)**



**Frequency Domain**



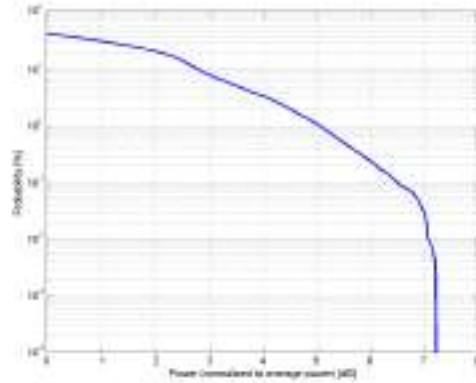
**Time Domain**

**Calibration Laboratory of  
Schmid & Partner  
Engineering AG**  
Zeughausstrasse 43, 8004 Zurich, Switzerland

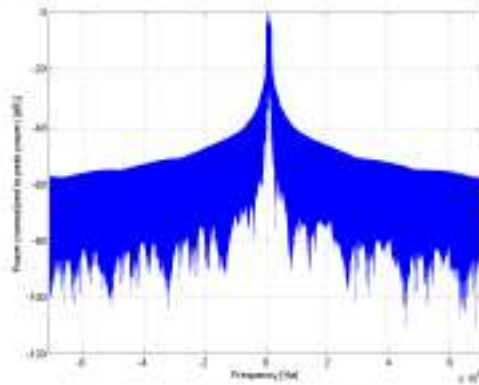
|                         |                                                                                                                                                                                                                                                                                                                                                                                                                                                                                                                                                                                                                                                                                                                                                                                                                                                                                                                                                                                                                                                                                                                                                                                                                                                                                                                                                                                                                                                                                                                                                                                  |
|-------------------------|----------------------------------------------------------------------------------------------------------------------------------------------------------------------------------------------------------------------------------------------------------------------------------------------------------------------------------------------------------------------------------------------------------------------------------------------------------------------------------------------------------------------------------------------------------------------------------------------------------------------------------------------------------------------------------------------------------------------------------------------------------------------------------------------------------------------------------------------------------------------------------------------------------------------------------------------------------------------------------------------------------------------------------------------------------------------------------------------------------------------------------------------------------------------------------------------------------------------------------------------------------------------------------------------------------------------------------------------------------------------------------------------------------------------------------------------------------------------------------------------------------------------------------------------------------------------------------|
| Name:                   | LTE-FDD (SC-FDMA, 1 RB, 10 MHz, 16-QAM)                                                                                                                                                                                                                                                                                                                                                                                                                                                                                                                                                                                                                                                                                                                                                                                                                                                                                                                                                                                                                                                                                                                                                                                                                                                                                                                                                                                                                                                                                                                                          |
| Group:                  | LTE-FDD                                                                                                                                                                                                                                                                                                                                                                                                                                                                                                                                                                                                                                                                                                                                                                                                                                                                                                                                                                                                                                                                                                                                                                                                                                                                                                                                                                                                                                                                                                                                                                          |
| UID:                    | 10176-CAG                                                                                                                                                                                                                                                                                                                                                                                                                                                                                                                                                                                                                                                                                                                                                                                                                                                                                                                                                                                                                                                                                                                                                                                                                                                                                                                                                                                                                                                                                                                                                                        |
| PAR: <sup>1</sup>       | 6.52 dB                                                                                                                                                                                                                                                                                                                                                                                                                                                                                                                                                                                                                                                                                                                                                                                                                                                                                                                                                                                                                                                                                                                                                                                                                                                                                                                                                                                                                                                                                                                                                                          |
| MIF: <sup>2</sup>       | -9.76 dB                                                                                                                                                                                                                                                                                                                                                                                                                                                                                                                                                                                                                                                                                                                                                                                                                                                                                                                                                                                                                                                                                                                                                                                                                                                                                                                                                                                                                                                                                                                                                                         |
| Standard Reference:     | 3GPP / ETSI TS 136.101 V8.4.0<br>3GPP / ETSI TS 136.213 V8.4.0<br>FCC OET KDB 941225 D05 SAR for LTE Devices v01<br>Random amplitude modulation                                                                                                                                                                                                                                                                                                                                                                                                                                                                                                                                                                                                                                                                                                                                                                                                                                                                                                                                                                                                                                                                                                                                                                                                                                                                                                                                                                                                                                  |
| Category:               | 16-QAM                                                                                                                                                                                                                                                                                                                                                                                                                                                                                                                                                                                                                                                                                                                                                                                                                                                                                                                                                                                                                                                                                                                                                                                                                                                                                                                                                                                                                                                                                                                                                                           |
| Modulation:             |                                                                                                                                                                                                                                                                                                                                                                                                                                                                                                                                                                                                                                                                                                                                                                                                                                                                                                                                                                                                                                                                                                                                                                                                                                                                                                                                                                                                                                                                                                                                                                                  |
| Frequency Band:         | Band 1, E-UTRA/FDD (1920.0 - 1980.0 MHz)<br>Band 2, E-UTRA/FDD (1850.0 - 1910.0 MHz)<br>Band 3, E-UTRA/FDD (1710.0 - 1785.0 MHz)<br>Band 4, E-UTRA/FDD (1710.0 - 1755.0 MHz)<br>Band 5, E-UTRA/FDD (824.0 - 849.0 MHz)<br>Band 6, E-UTRA/FDD (830.0 - 840.0 MHz)<br>Band 7, E-UTRA/FDD (2500.0 - 2570.0 MHz)<br>Band 8, E-UTRA/FDD (880.0 - 915.0 MHz)<br>Band 9, E-UTRA/FDD (1749.9 - 1784.9 MHz)<br>Band 10, E-UTRA/FDD (1710.0 - 1770.0 MHz)<br>Band 11, E-UTRA/FDD (1427.9 - 1447.9 MHz)<br>Band 12, E-UTRA/FDD (699.0 - 716.0 MHz)<br>Band 13, E-UTRA/FDD (777.0 - 787.0 MHz)<br>Band 14, E-UTRA/FDD (788.0 - 798.0 MHz)<br>Band 17, E-UTRA/FDD (704.0 - 716.0 MHz)<br>Band 18, E-UTRA/FDD (815.0 - 830.0 MHz)<br>Band 19, E-UTRA/FDD (830.0 - 845.0 MHz)<br>Band 20, E-UTRA/FDD (832.0 - 862.0 MHz)<br>Band 21, E-UTRA/FDD (1447.9 - 1462.9 MHz)<br>Band 22, E-UTRA/FDD (3410.0 - 3490.0 MHz)<br>Band 23, E-UTRA/FDD (2000.0 - 2020.0 MHz)<br>Band 24, E-UTRA/FDD (1626.5 - 1660.5 MHz)<br>Band 25, E-UTRA/FDD (1850.0 - 1915.0 MHz)<br>Band 26 E-UTRA/FDD (814.0 - 849.0 MHz)<br>Band 27 E-UTRA/FDD (807.0 - 824.0 MHz)<br>Band 28 E-UTRA/FDD (703.0 - 748.0 MHz)<br>Band 30, E-UTRA/FDD (2305.0 - 2315.0 MHz)<br>Band 65, E-UTRA/FDD (1920.0 - 2010.0 MHz)<br>Band 66, E-UTRA/FDD (1710.0 - 1780.0 MHz)<br>Band 68, E-UTRA/FDD (698.0 - 728.0 MHz)<br>Band 70, E-UTRA/FDD (1695.0 - 1710.0 MHz)<br>Band 71, E-UTRA/FDD (663.0 - 698.0 MHz)<br>Band 74, E-UTRA/FDD (1427.0 - 1470.0 MHz)<br>Band 85, E-UTRA/FDD (898.0 - 716.0 MHz)<br>Validation band (0.0 - 6000.0 MHz) |
| Detailed Specification: | Modulation Scheme: SC-FDMA<br>Number of PUSCHs: 1<br>Settings for Subframe #0 to #9:<br>Modulation Scheme: QPSK<br>Data Type: UL-SCH<br>Number RB: 1<br>Transport Block Size: 256<br>TBS Index: 14<br>MCS Index: 15<br>Data Type: PUSCH                                                                                                                                                                                                                                                                                                                                                                                                                                                                                                                                                                                                                                                                                                                                                                                                                                                                                                                                                                                                                                                                                                                                                                                                                                                                                                                                          |
| Bandwidth:              | 10.0 MHz                                                                                                                                                                                                                                                                                                                                                                                                                                                                                                                                                                                                                                                                                                                                                                                                                                                                                                                                                                                                                                                                                                                                                                                                                                                                                                                                                                                                                                                                                                                                                                         |
| Integration Time:       | 10.0 ms                                                                                                                                                                                                                                                                                                                                                                                                                                                                                                                                                                                                                                                                                                                                                                                                                                                                                                                                                                                                                                                                                                                                                                                                                                                                                                                                                                                                                                                                                                                                                                          |

<sup>1</sup> PAR (0.1%) in accordance with FCC KDB 971168, Section 6.0 "Measurement of the Peak-to-Average Power Ratio (PAPR)"  
<sup>2</sup> Modulation Interference Factor (MIF) value valid only in conjunction with advanced probe response linearization calibration for the same communication system (same UID and version).

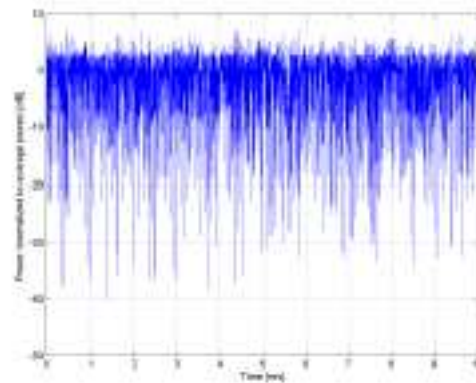
**Calibration Laboratory of  
Schmid & Partner  
Engineering AG**  
Zeughausstrasse 43, 8004 Zurich, Switzerland



### Complementary Cumulative Distribution Function (CCDF)



### Frequency Domain



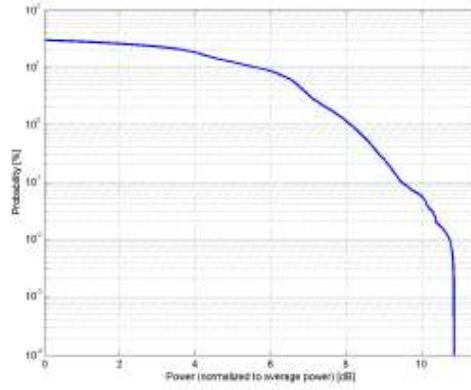
### Time Domain

**Calibration Laboratory of  
Schmid & Partner  
Engineering AG**  
Zeughausstrasse 43, 8004 Zurich, Switzerland

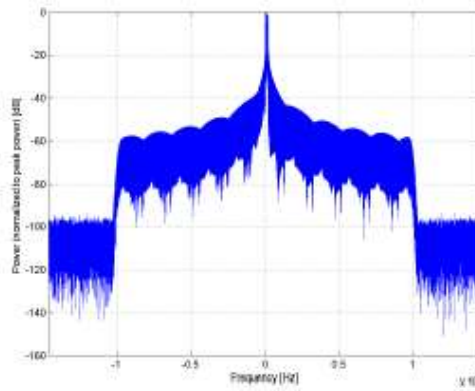
|                                             |                                                                                                                                                                                                                                                                                                                                                                                                                                                                                                                                                                                                                                                                                                                                                                                                                                                                                      |
|---------------------------------------------|--------------------------------------------------------------------------------------------------------------------------------------------------------------------------------------------------------------------------------------------------------------------------------------------------------------------------------------------------------------------------------------------------------------------------------------------------------------------------------------------------------------------------------------------------------------------------------------------------------------------------------------------------------------------------------------------------------------------------------------------------------------------------------------------------------------------------------------------------------------------------------------|
| Name:                                       | LTE-TDD (SC-FDMA, 1 RB, 20 MHz, 16-QAM)                                                                                                                                                                                                                                                                                                                                                                                                                                                                                                                                                                                                                                                                                                                                                                                                                                              |
| Group:<br>UID:                              | LTE-TDD<br>10173-CAG                                                                                                                                                                                                                                                                                                                                                                                                                                                                                                                                                                                                                                                                                                                                                                                                                                                                 |
| PAR: <sup>1</sup><br>MIF: <sup>2</sup>      | 9.48 dB<br>-1.44 dB                                                                                                                                                                                                                                                                                                                                                                                                                                                                                                                                                                                                                                                                                                                                                                                                                                                                  |
| Standard Reference:                         | 3GPP / ETSI TS 136.101 V8.4.0<br>3GPP / ETSI TS 136.213 V8.4.0<br>FCC OET KDB 941225 D05 SAR for LTE Devices v02<br>Random amplitude modulation                                                                                                                                                                                                                                                                                                                                                                                                                                                                                                                                                                                                                                                                                                                                      |
| Category:<br>Modulation:<br>Frequency Band: | 16-QAM<br>Band 33, E-UTRA/TDD (1900.0 - 1920.0 MHz)<br>Band 35, E-UTRA/TDD (1850.0 - 1910.0 MHz)<br>Band 36, E-UTRA/TDD (1930.0 - 1990.0 MHz)<br>Band 37, E-UTRA/TDD (1910.0 - 1930.0 MHz)<br>Band 38, E-UTRA/TDD (2570.0 - 2620.0 MHz)<br>Band 39, E-UTRA/TDD (1880.0 - 1920.0 MHz)<br>Band 40, E-UTRA/TDD (2300.0 - 2400.0 MHz)<br>Band 41, E-UTRA/TDD (2496.0 - 2690.0 MHz)<br>Band 42, E-UTRA/TDD (3400.0 - 3600.0 MHz)<br>Band 43, E-UTRA/TDD (3600.0 - 3800.0 MHz)<br>Band 44, E-UTRA/TDD (703.0 - 803.0 MHz)<br>Band 45, E-UTRA/FDD (1447.0 - 1467.0 MHz)<br>Band 46, E-UTRA/FDD (5150.0 - 5925.0 MHz)<br>Band 47, E-UTRA/TDD (5855.0 - 5925.0 MHz)<br>Band 48, E-UTRA/TDD (3550.0 - 3700.0 MHz)<br>Band 49, E-UTRA/TDD (3550.0 - 3700.0 MHz)<br>Band 50, E-UTRA/TDD (1432.0 - 1517.0 MHz)<br>Band 78, E-UTRA/FDD (3300.0 - 3400.0 MHz)<br>Validation band (0.0 - 6000.0 MHz) |
| Detailed Specification:                     | Modulation Scheme: SC-FDMA<br>Uplink-downlink configuration: 1<br>Special Subframe configuration: 4<br>Number of Frames: 1<br>Settings for UL Subframe 2,3,7,8:<br>Number of PUSCHs: 1<br>Modulation Scheme: 16QAM<br>Allocated RB: 1<br>Start Number of RB: 50<br>Data Type: PNGfx                                                                                                                                                                                                                                                                                                                                                                                                                                                                                                                                                                                                  |
| Bandwidth:<br>Integration Time:             | 20.0 MHz<br>6.0 ms                                                                                                                                                                                                                                                                                                                                                                                                                                                                                                                                                                                                                                                                                                                                                                                                                                                                   |

<sup>1</sup> PAR (0.1%) in accordance with FCC KDB 971168, Section 6.0 "Measurement of the Peak-to-Average Power Ratio (PAR)"  
<sup>2</sup> Modulation Interference Factor (MIF) value valid only in conjunction with advanced probe response linearization calibration for the same communication system (same UID and version).

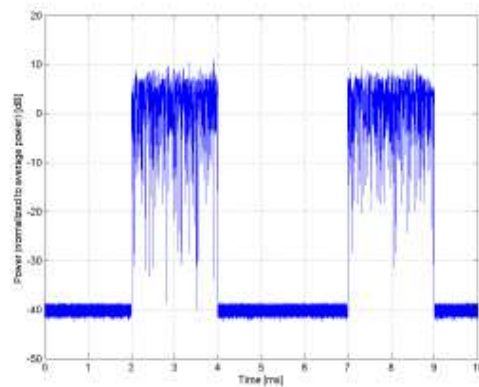
**Calibration Laboratory of  
Schmid & Partner  
Engineering AG**  
Zeughausstrasse 43, 8004 Zurich, Switzerland



**Complementary Cumulative Distribution Function (CCDF)**



**Frequency Domain**



**Time Domain**



**Calibration Laboratory of**

Schmid &amp; Partner

Engineering AG

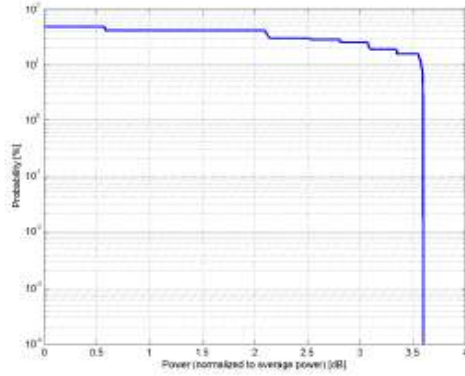
Zeughausstrasse 43, 8004 Zurich, Switzerland

|                         |                                                                                                                             |
|-------------------------|-----------------------------------------------------------------------------------------------------------------------------|
| Name:                   | IEEE 802.11b WiFi 2.4 GHz (DSSS, 11 Mbps)                                                                                   |
| Group:                  | WLAN                                                                                                                        |
| UID:                    | 10061-CAB                                                                                                                   |
| PAR: <sup>1</sup>       | 3.60 dB                                                                                                                     |
| MIF: <sup>2</sup>       | -2.02 dB                                                                                                                    |
| Standard Reference:     | IEEE 802.11b-1999, Part 11, FCC SAR meas for 802 11 a b g<br>v01r02 (248227 D01)                                            |
| Category:               | Random amplitude modulation                                                                                                 |
| Modulation:             | DQPSK                                                                                                                       |
| Frequency Band:         | WLAN 2.4GHz (2412.0-2484.0 MHz, 20230)                                                                                      |
| Detailed Specification: | Data Rate: 11 Mbps<br>Spreading, Coding: CCK<br>PPDU format: Long Preamble & Heading<br>PSDU Length: 1024<br>PSDU Data: PN9 |
| Bandwidth:              | 20.0 MHz                                                                                                                    |
| Integration Time:       | 1.5 ms                                                                                                                      |

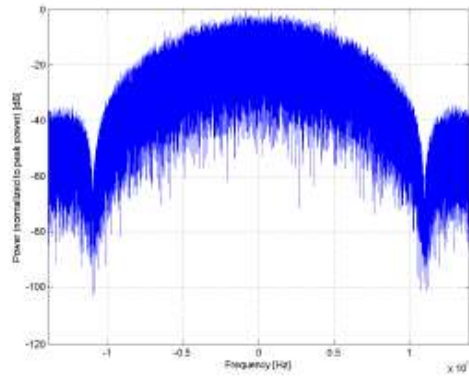
<sup>1</sup> PAR (0.1%) in accordance with FCC KDB 971168, Section 6.0 "Measurement of the Peak-to-Average Power Ratio (PAPR)"

<sup>2</sup> Modulation Interference Factor (MIF) value valid only in conjunction with advanced probe response linearization calibration for the same communication system (same UID and version).

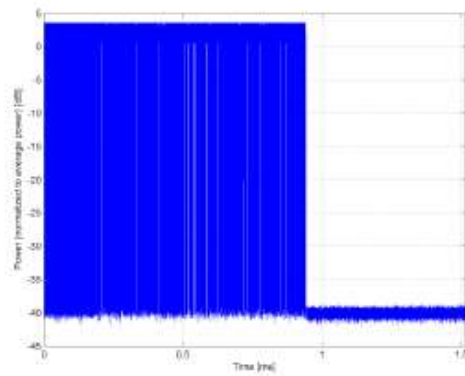
**Calibration Laboratory of  
Schmid & Partner  
Engineering AG**  
Zeughausstrasse 43, 8004 Zurich, Switzerland



**Complementary Cumulative Distribution Function (CCDF)**



**Frequency Domain**



**Time Domain**

**Calibration Laboratory of**

Schmid &amp; Partner

Engineering AG

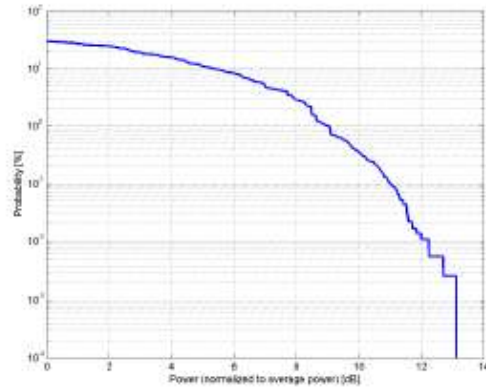
Zeughausstrasse 43, 8004 Zurich, Switzerland

|                         |                                                   |
|-------------------------|---------------------------------------------------|
| Name:                   | IEEE 802.11g WiFi 2.4 GHz (DSSS/OFDM, 54 Mbps)    |
| Group:                  | WLAN                                              |
| UID:                    | 10077-CAB                                         |
| PAR: <sup>1</sup>       | 11.00 dB                                          |
| MIF: <sup>2</sup>       | 0.12 dB                                           |
| Standard Reference:     | IEEE 802.11g-2003 , Part 11                       |
| Category:               | FCC SAR meas for 802 11 a b g v01r02 (248227 D01) |
| Modulation:             | Random amplitude modulation                       |
| Modulation:             | 64-QAM                                            |
| Frequency Band:         | WLAN 2.4GHz (2412.0-2484.0 MHz, 20230)            |
| Detailed Specification: | Data Rate: 54 Mbps                                |
|                         | Coding Rate: 3/4                                  |
|                         | Coded bits per subcarrier: 6                      |
|                         | Coded bits per OFDM symbol: 288                   |
|                         | Data bits per OFDM symbol: 216                    |
|                         | PSDU Length: 1000 Bytes                           |
|                         | PSDU Data: PN9                                    |
| Bandwidth:              | 20.0 MHz                                          |
| Integration Time:       | 0.9 ms                                            |

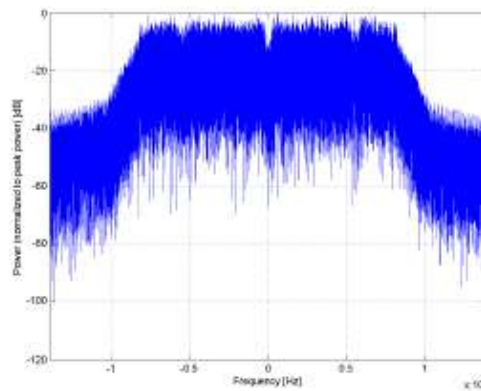
<sup>1</sup> PAR (0.1%) in accordance with FCC KDB 971168, Section 6.0 "Measurement of the Peak-to-Average Power Ratio (PAPR)"

<sup>2</sup> Modulation Interference Factor (MIF) value valid only in conjunction with advanced probe response linearization calibration for the same communication system (same UID and version).

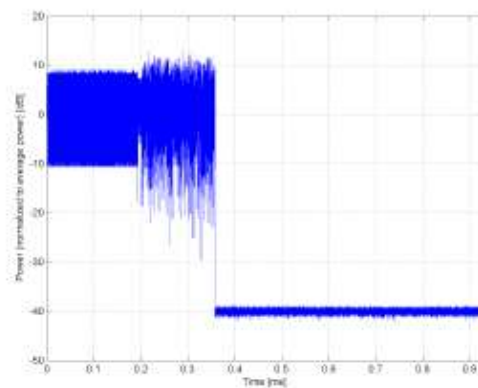
**Calibration Laboratory of  
Schmid & Partner  
Engineering AG**  
Zeughausstrasse 43, 8004 Zurich, Switzerland



### Complementary Cumulative Distribution Function (CCDF)



### Frequency Domain



### Time Domain

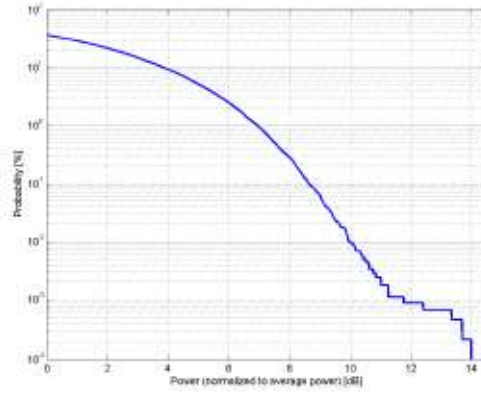
**Calibration Laboratory of  
Schmid & Partner  
Engineering AG**  
Zeughausstrasse 43, 8004 Zurich, Switzerland

|                         |                                                                                                                                                                                                                                                                                                                    |
|-------------------------|--------------------------------------------------------------------------------------------------------------------------------------------------------------------------------------------------------------------------------------------------------------------------------------------------------------------|
| Name:                   | IEEE 802.11n (HT Mixed, 20MHz, MCS0, 90pc duty cycle)                                                                                                                                                                                                                                                              |
| Group:                  | WLAN                                                                                                                                                                                                                                                                                                               |
| UID:                    | 10591-AAB                                                                                                                                                                                                                                                                                                          |
| PAR: <sup>1</sup>       | 8.63 dB                                                                                                                                                                                                                                                                                                            |
| MIF: <sup>2</sup>       | -5.59 dB                                                                                                                                                                                                                                                                                                           |
| Standard Reference:     | IEEE 802.11-2012<br>FCC OET KDB 248227 D01 802.11 Wi-Fi SAR v02r01                                                                                                                                                                                                                                                 |
| Category:               | Random amplitude modulation                                                                                                                                                                                                                                                                                        |
| Modulation:             | BPSK                                                                                                                                                                                                                                                                                                               |
| Frequency Band:         | WLAN 2.4GHz (2412.0 - 2484.0 MHz)<br>WLAN 5GHz (4915.0 - 5825.0 MHz)<br>U-NII-1, U-NII-2A (5170 - 5330 MHz)<br>U-NII-2C Standalone (5490 - 5710 MHz)<br>U-NII-2C <-5.65 GHz (5490 - 5650 MHz)<br>U-NII-3 Standalone (5735 - 5835 MHz)<br>U-NII-2C, U-NII-3 (5650 - 5835 MHz)<br>Validation band (0.0 - 6000.0 MHz) |
| Detailed Specification: | Duty cycle: 90%<br>MPDU length: 4096 bytes<br>MCS: 0<br>Guard Interval: long                                                                                                                                                                                                                                       |
| Bandwidth:              | 20.0 MHz                                                                                                                                                                                                                                                                                                           |
| Integration Time:       | 5.6 ms                                                                                                                                                                                                                                                                                                             |

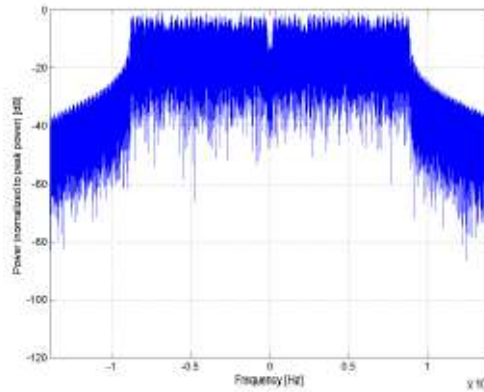
<sup>1</sup> PAR (0.1%) in accordance with FCC KDB 971168, Section 6.0 "Measurement of the Peak-to-Average Power Ratio (PAPR)"

<sup>2</sup> Modulation Interference Factor (MIF) value valid only in conjunction with advanced probe response linearization calibration for the same communication system (same UID and version).

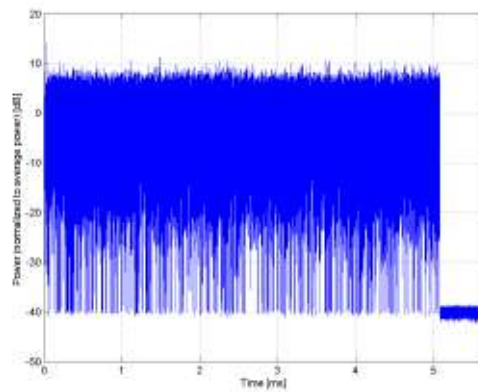
**Calibration Laboratory of  
Schmid & Partner  
Engineering AG**  
Zeughausstrasse 43, 8004 Zurich, Switzerland



**Complementary Cumulative Distribution Function (CCDF)**



**Frequency Domain**



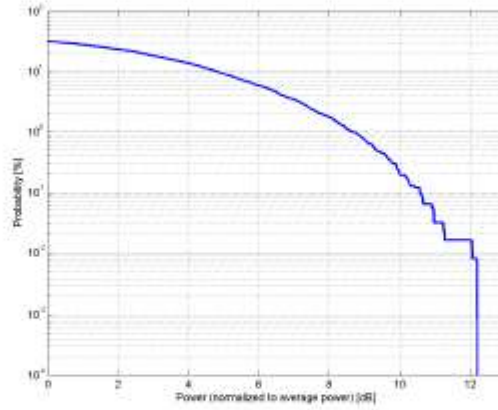
**Time Domain**

**Calibration Laboratory of  
Schmid & Partner  
Engineering AG**  
Zeughausstrasse 43, 8004 Zurich, Switzerland

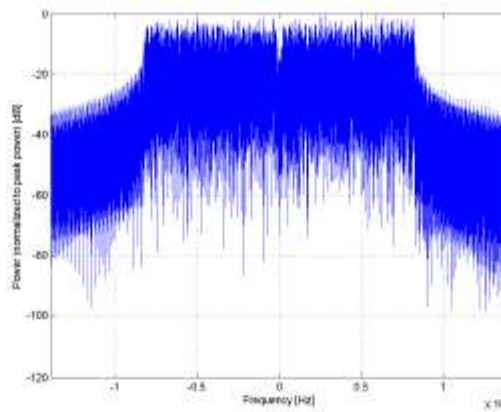
|                         |                                                                                                                                                                                                                                                                               |
|-------------------------|-------------------------------------------------------------------------------------------------------------------------------------------------------------------------------------------------------------------------------------------------------------------------------|
| Name:                   | IEEE 802.11a/h WIFI 5 GHz (OFDM, 54 Mbps)                                                                                                                                                                                                                                     |
| Group:                  | WLAN                                                                                                                                                                                                                                                                          |
| UID:                    | 10069-CAC                                                                                                                                                                                                                                                                     |
| PAR: <sup>1</sup>       | 10.56 dB                                                                                                                                                                                                                                                                      |
| MIF: <sup>2</sup>       | -3.15 dB                                                                                                                                                                                                                                                                      |
| Standard Reference:     | IEEE 802.11a-1999 (R2003) , Part 11<br>IEEE 802.11h-2003 , Part 11<br>FCC SAR meas for 802.11 a b g v01r02 (248227 D01)                                                                                                                                                       |
| Category:               | Random amplitude modulation                                                                                                                                                                                                                                                   |
| Modulation:             | 64-QAM                                                                                                                                                                                                                                                                        |
| Frequency Band:         | WLAN 5GHz (4915.0 - 5825.0 MHz)<br>U-NII-1, U-NII-2A (5170 - 5330 MHz)<br>U-NII-2C Standalone (5490 - 5710 MHz)<br>U-NII-2C < 5.65 GHz (5490 - 5650 MHz)<br>U-NII-3 Standalone (5735 - 5835 MHz)<br>U-NII-2C, U-NII-3 (5650 - 5835 MHz)<br>Validation band (0.0 - 6000.0 MHz) |
| Detailed Specification: | Data Rate: 54 Mbps<br>Coding Rate: 3/4<br>Coded bits per subcarrier: 6<br>Coded bits per OFDM symbol: 288<br>Data bits per OFDM symbol: 216<br>PSDU Length: 1000 Bytes<br>PSDU Data: PN9                                                                                      |
| Bandwidth:              | 20.0 MHz                                                                                                                                                                                                                                                                      |
| Integration Time:       | 0.3 ms                                                                                                                                                                                                                                                                        |

<sup>1</sup> PAR (0.1%) in accordance with FCC KDB 971168, Section 6.0 "Measurement of the Peak-to-Average Power Ratio (PAPR)"  
<sup>2</sup> Modulation Interference Factor (MIF) value valid only in conjunction with advanced probe response linearization calibration for the same communication system (same UID and version).

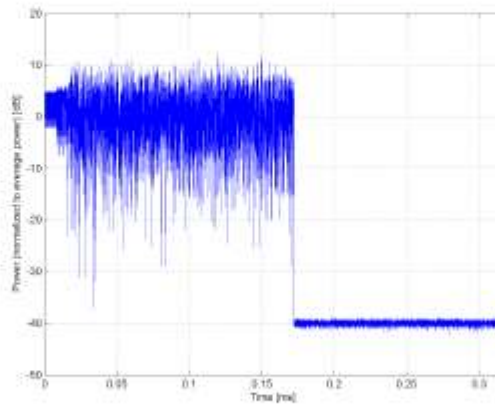
**Calibration Laboratory of  
Schmid & Partner  
Engineering AG**  
Zeughausstrasse 43, 8004 Zurich, Switzerland



**Complementary Cumulative Distribution Function (CCDF)**



**Frequency Domain**



**Time Domain**



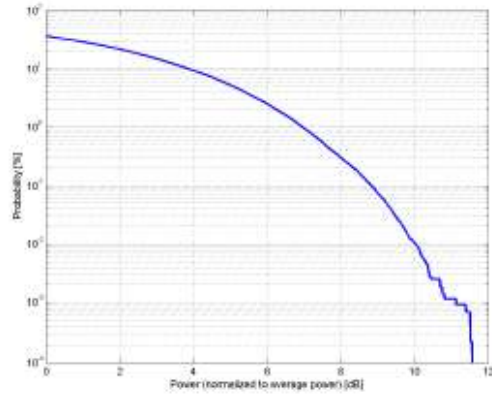
**Calibration Laboratory of  
Schmid & Partner  
Engineering AG**  
Zeughausstrasse 43, 8004 Zurich, Switzerland

|                         |                                                                                                                                                                                                                                                                                                                    |
|-------------------------|--------------------------------------------------------------------------------------------------------------------------------------------------------------------------------------------------------------------------------------------------------------------------------------------------------------------|
| Name:                   | IEEE 802.11ac WiFi (40MHz, MCS0, 90pc duty cycle)                                                                                                                                                                                                                                                                  |
| Group:                  | WLAN                                                                                                                                                                                                                                                                                                               |
| UID:                    | 10616-AAB                                                                                                                                                                                                                                                                                                          |
| PAR: <sup>1</sup>       | 8.62 dB                                                                                                                                                                                                                                                                                                            |
| MIF: <sup>2</sup>       | -5.57 dB                                                                                                                                                                                                                                                                                                           |
| Standard Reference:     | IEEE 802.11-2013<br>FCC OET KDB 248227_D01 802.11 Wi-Fi SAR v02r01                                                                                                                                                                                                                                                 |
| Category:               | Random amplitude modulation                                                                                                                                                                                                                                                                                        |
| Modulation:             | BPSK                                                                                                                                                                                                                                                                                                               |
| Frequency Band:         | WLAN 2.4GHz (2412.0 - 2484.0 MHz)<br>WLAN 5GHz (4915.0 - 5825.0 MHz)<br>U-NII-1, U-NII-2A (5170 - 5330 MHz)<br>U-NII-2C Standalone (5490 - 5710 MHz)<br>U-NII-2C <:5.65 GHz (5490 - 5660 MHz)<br>U-NII-3 Standalone (5735 - 5835 MHz)<br>U-NII-2C, U-NII-3 (5660 - 5835 MHz)<br>Validation band (0.0 - 6000.0 MHz) |
| Detailed Specification: | Bandwidth: 40MHz<br>Duty cycle: 90%<br>MCS: 0<br>Number of spatial streams: 1                                                                                                                                                                                                                                      |
| Bandwidth:              | MPDU length: 8192<br>40.0MHz                                                                                                                                                                                                                                                                                       |
| Integration Time:       | 5.4 ms                                                                                                                                                                                                                                                                                                             |

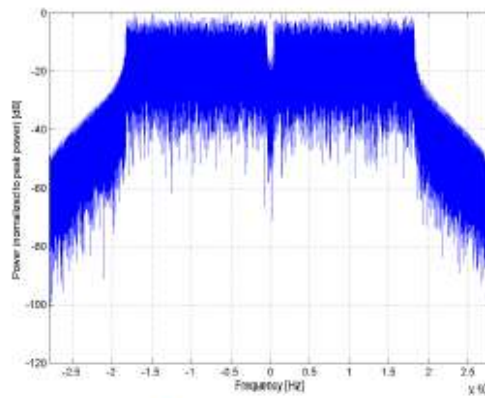
<sup>1</sup> PAR (0.1%) in accordance with FCC KDB 971168, Section 6.0 "Measurement of the Peak-to-Average Power Ratio (PAPR)"

<sup>2</sup> Modulation Interference Factor (MIF) value valid only in conjunction with advanced probe response linearization calibration for the same communication system (same UID and version).

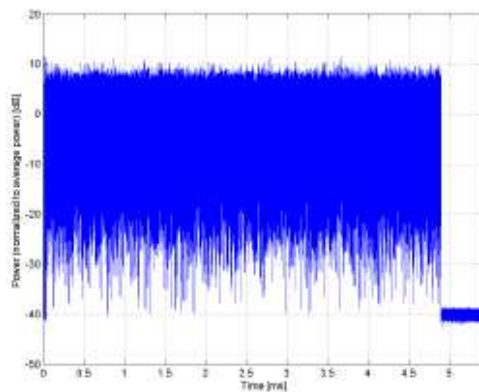
**Calibration Laboratory of  
Schmid & Partner  
Engineering AG**  
Zeughausstrasse 43, 8004 Zurich, Switzerland



**Complementary Cumulative Distribution Function (CCDF)**



**Frequency Domain**



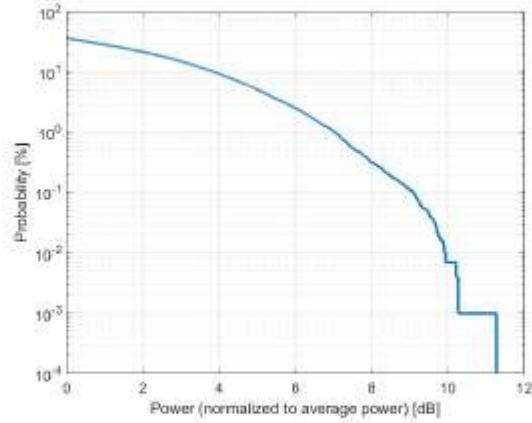
**Time Domain**

**Calibration Laboratory of  
Schmid & Partner  
Engineering AG**  
Zeughausstrasse 43, 8004 Zurich, Switzerland

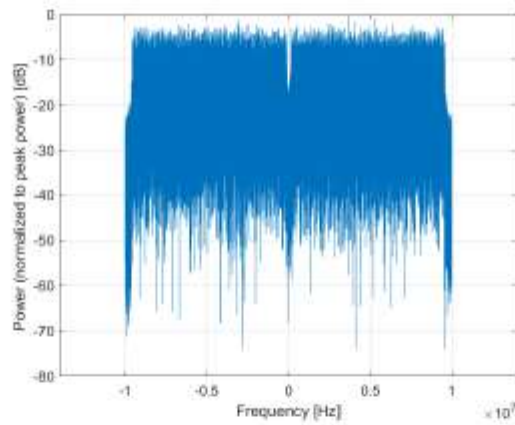
|                         |                                                                                                                                                                                                                                                                                                                   |
|-------------------------|-------------------------------------------------------------------------------------------------------------------------------------------------------------------------------------------------------------------------------------------------------------------------------------------------------------------|
| Name:                   | IEEE 802.11ax (20MHz, MCS0, 90pc duty cycle)                                                                                                                                                                                                                                                                      |
| Group:                  | WLAN                                                                                                                                                                                                                                                                                                              |
| UID:                    | 10671-AAA                                                                                                                                                                                                                                                                                                         |
| PAR: <sup>1</sup>       | 9.09 dB                                                                                                                                                                                                                                                                                                           |
| MIF: <sup>2</sup>       | -5.59 dB                                                                                                                                                                                                                                                                                                          |
| Standard Reference:     | SPEAG                                                                                                                                                                                                                                                                                                             |
| Category:               | Random amplitude modulation                                                                                                                                                                                                                                                                                       |
| Modulation:             | BPSK                                                                                                                                                                                                                                                                                                              |
| Frequency Band:         | WLAN 2.4GHz (2412.0 - 2484.0 MHz)<br>WLAN 5GHz (4915.0 - 5825.0 MHz)<br>U-NII-1, U-NII-2A (5170 - 5330 MHz)<br>U-NII-2C Standalone (5490 - 5710 MHz)<br>U-NII-2C <5.65 GHz (5490 - 5650 MHz)<br>U-NII-3 Standalone (5735 - 5835 MHz)<br>U-NII-2C, U-NII-3 (5850 - 5835 MHz)<br>Validation band (0.0 - 6000.0 MHz) |
| Detailed Specification: | Bandwidth: 20MHz<br>Duty Cycle: 90%<br>Number of spatial stream: 1                                                                                                                                                                                                                                                |
| Bandwidth:              | 20.0 MHz                                                                                                                                                                                                                                                                                                          |
| Integration Time:       | 5.0 ms                                                                                                                                                                                                                                                                                                            |

<sup>1</sup> PAR (0.1%) in accordance with FCC KDB 971168, Section 6.0 "Measurement of the Peak-to-Average Power Ratio (PAR)"  
<sup>2</sup> Modulation Interference Factor (MIF) value valid only in conjunction with advanced probe response linearization calibration for the same communication system (same UID and version).

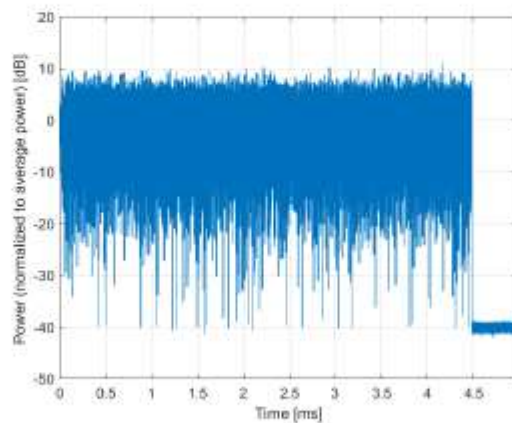
**Calibration Laboratory of  
Schmid & Partner  
Engineering AG**  
Zeughausstrasse 43, 8004 Zurich, Switzerland



**Complementary Cumulative Distribution Function (CCDF)**



**Frequency Domain**



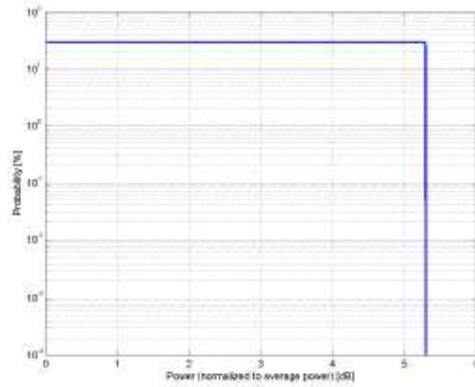
**Time Domain**

**Calibration Laboratory of  
Schmid & Partner  
Engineering AG**  
Zeughausstrasse 43, 8004 Zurich, Switzerland

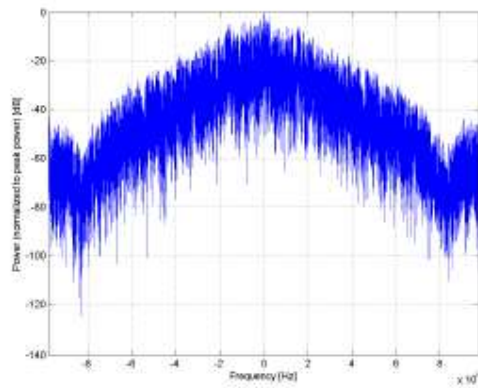
|                         |                                                                                                                                                                                                      |
|-------------------------|------------------------------------------------------------------------------------------------------------------------------------------------------------------------------------------------------|
| Name:                   | IEEE 802.15.1 Bluetooth (GFSK, DH1)                                                                                                                                                                  |
| Group:                  | Bluetooth                                                                                                                                                                                            |
| UID:                    | 10030-CAA                                                                                                                                                                                            |
| PAR: <sup>1</sup>       | 5.30 dB                                                                                                                                                                                              |
| MIF: <sup>2</sup>       | 1.02 dB                                                                                                                                                                                              |
| Standard Reference:     | Bluetooth 1.2 (IEEE Standard 802.15.1-2005)                                                                                                                                                          |
| Category:               | Periodic pulsed modulation                                                                                                                                                                           |
| Modulation:             | GFSK                                                                                                                                                                                                 |
| Frequency Band:         | ISM 2.4 GHz Band (2400.0-2483.5 MHz, 20052)                                                                                                                                                          |
| Detailed Specification: | Basic Rate, 1 Slot active<br>Data Rate: 1 Mbps<br>Packet Type: DH1<br>Payload Body: 27 Bytes<br>PN9 data is inserted into the payload body<br>Modulation for Payload: GFSK<br>Modulation Index: 0.32 |
| Bandwidth:              | 1.4 MHz                                                                                                                                                                                              |
| Integration Time:       | 2.5 ms                                                                                                                                                                                               |

<sup>1</sup> PAR (0.1%) in accordance with FCC KDB 971168, Section 6.0 "Measurement of the Peak-to-Average Power Ratio (PAPR)"  
<sup>2</sup> Modulation Interference Factor (MIF) value valid only in conjunction with advanced probe response linearization calibration for the same communication system (same UID and version).

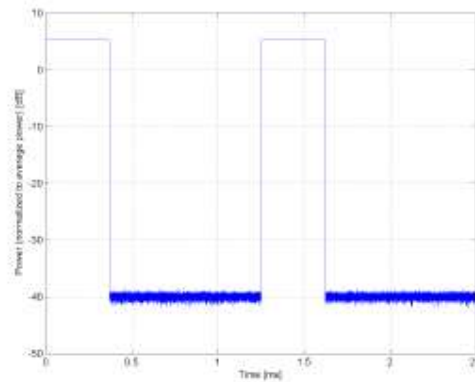
**Calibration Laboratory of  
Schmid & Partner  
Engineering AG**  
Zeughausstrasse 43, 8004 Zurich, Switzerland



**Complementary Cumulative Distribution Function (CCDF)**



**Frequency Domain**



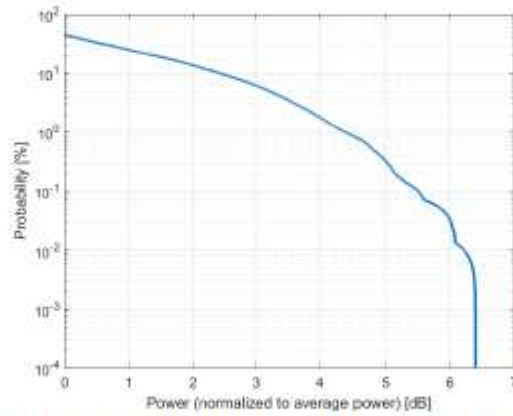
**Time Domain**

**Calibration Laboratory of  
Schmid & Partner  
Engineering AG**  
Zeughausstrasse 43, 8004 Zurich, Switzerland

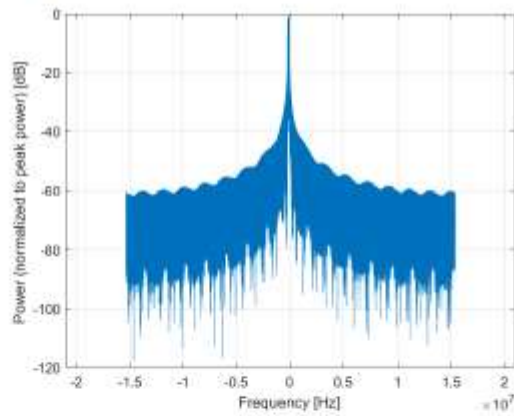
|                         |                                                                                                                             |
|-------------------------|-----------------------------------------------------------------------------------------------------------------------------|
| Name:                   | 5G NR (DFT-s-OFDM, 1 RB, 30 MHz, QPSK, 15 kHz)                                                                              |
| Group:                  | 5G NR FR1 FDD                                                                                                               |
| UID:                    | 10933-AAA                                                                                                                   |
| PAR: <sup>1</sup>       | 5.51 dB                                                                                                                     |
| MIF: <sup>2</sup>       | -15.06 dB                                                                                                                   |
| Standard Reference:     | SPEAG                                                                                                                       |
| Category:               | Random amplitude modulation                                                                                                 |
| Modulation:             | QPSK                                                                                                                        |
| Frequency Band:         | Band n25 (1850 - 1915 MHz)<br>Validation band (0.0 - 6000.0 MHz)                                                            |
| Detailed Specification: | Multiplexing Scheme: DFT-s-OFDM<br>Modulation Scheme: QPSK<br>Subcarrier Spacing: 15 kHz<br>Number RBs: 1<br>Data Type: PNG |
| Bandwidth:              | 30.0 MHz                                                                                                                    |
| Integration Time:       | 10.0 ms                                                                                                                     |

<sup>1</sup> PAR (0.1%) in accordance with FCC KDB 971168, Section 6.0 "Measurement of the Peak-to-Average Power Ratio (PAPR)"  
<sup>2</sup> Modulation Interference Factor (MIF) value valid only in conjunction with advanced probe response linearization calibration for the same communication system (same UID and version).

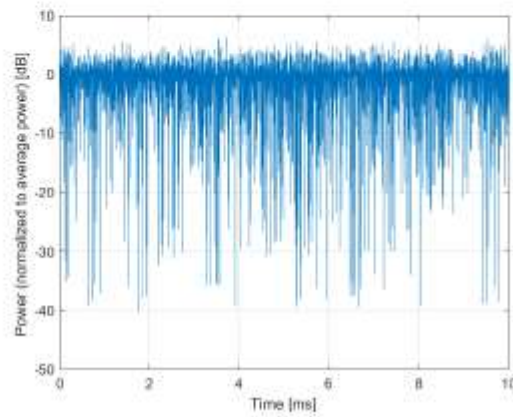
**Calibration Laboratory of  
Schmid & Partner  
Engineering AG**  
Zeughausstrasse 43, 8004 Zurich, Switzerland



**Complementary Cumulative Distribution Function (CCDF)**



**Frequency Domain**



**Time Domain**

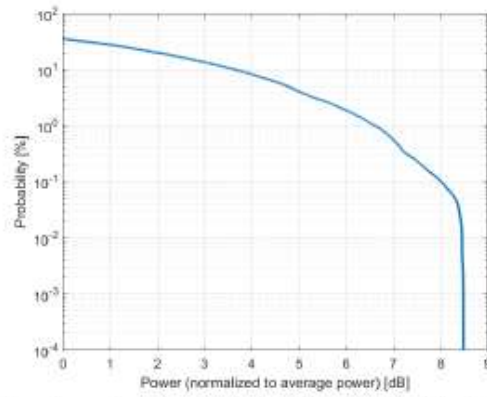


**Calibration Laboratory of  
Schmid & Partner  
Engineering AG**  
Zeughausstrasse 43, 8004 Zurich, Switzerland

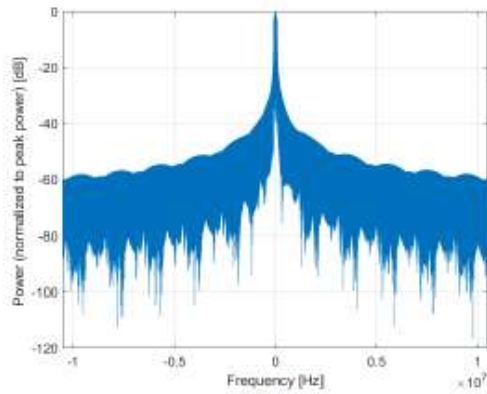
|                         |                                                                                                                                                                                                                                                                                                                                                |
|-------------------------|------------------------------------------------------------------------------------------------------------------------------------------------------------------------------------------------------------------------------------------------------------------------------------------------------------------------------------------------|
| Name:                   | 5G NR (CP-OFDM, 1 RB, 15 MHz, QPSK, 15 kHz)                                                                                                                                                                                                                                                                                                    |
| Group:                  | 5G NR FR1 TDD                                                                                                                                                                                                                                                                                                                                  |
| UID:                    | 10769-AAC                                                                                                                                                                                                                                                                                                                                      |
| PAR: <sup>1</sup>       | 8.01 dB                                                                                                                                                                                                                                                                                                                                        |
| MIF: <sup>2</sup>       | -12.06 dB                                                                                                                                                                                                                                                                                                                                      |
| Standard Reference:     | SPEAG                                                                                                                                                                                                                                                                                                                                          |
| Category:               | Random amplitude modulation                                                                                                                                                                                                                                                                                                                    |
| Modulation:             | QPSK                                                                                                                                                                                                                                                                                                                                           |
| Frequency Band:         | Band n34 (2010 - 2025 MHz)<br>Band n38 (2670 - 2820 MHz)<br>Band n39 (1880 - 1920 MHz)<br>Band n40 (2300 - 2400 MHz)<br>Band n41 (2496 - 2690 MHz)<br>Band n48 (3650 - 3700 MHz)<br>Band n50 (1432 - 1517 MHz)<br>Band n77 (3300 - 4200 MHz)<br>Band n78 (3300 - 3800 MHz)<br>Band n79 (4400 - 6000 MHz)<br>Validation band (0.0 - 6000.0 MHz) |
| Detailed Specification: | Multiplexing Scheme: CP-OFDM<br>Modulation Scheme: QPSK<br>Subcarrier Spacing: 15 kHz<br>Number RBs: 1<br>Slot Format Index: 1<br>Data Type: PN9                                                                                                                                                                                               |
| Bandwidth:              | 15.0 MHz                                                                                                                                                                                                                                                                                                                                       |
| Integration Time:       | 10.0 ms                                                                                                                                                                                                                                                                                                                                        |

<sup>1</sup> PAR (0.1%) in accordance with FCC KDB 971168, Section 6.0 "Measurement of the Peak-to-Average Power Ratio (PAR)"  
<sup>2</sup> Modulation Interference Factor (MIF) value valid only in conjunction with advanced probe response linearization calibration for the same communication system (same UID and version).

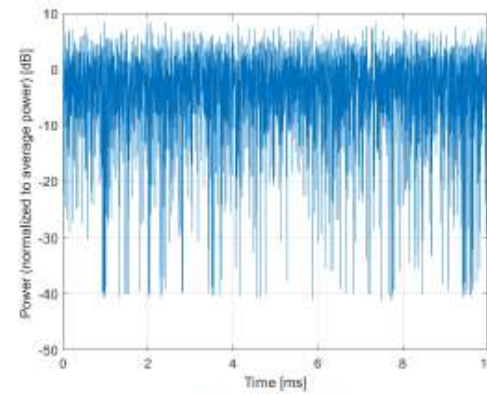
Engineering AG  
Zeughausstrasse 43, 8004 Zurich, Switzerland



**Complementary Cumulative Distribution Function (CCDF)**



**Frequency Domain**



**Time Domain**