

BAND 30. 10M_BandEdge(2288MHz-2292MHz)_Low_2310MHz_QPSK_FullRB



BAND 30. 10M_BandEdge(2292MHz-2296MHz)_Low_2310MHz_QPSK_1RB



BAND 30. 10M_BandEdge(2292MHz-2296MHz)_Low_2310MHz_QPSK_FullRB



BAND 30. 10M_BandEdge(2296MHz-2300MHz)_Low_2310MHz_QPSK_1RB



BAND 30. 10M_BandEdge(2296MHz-2300MHz)_Low_2310MHz_QPSK_FullIRB



BAND 30. 10M_BandEdge(2300MHz-2304MHz)_Low_2310MHz_QPSK_1RB



Note : We used a narrower RBW in order to increase accuracy.

$$\text{Calculation} = \text{Reading Value} + 10 \times \log(1 \text{ MHz}/100 \text{ kHz}) \text{ dB} = -48.410 \text{ dBm} + 10 \text{ dB} = -38.410 \text{ dBm}$$

BAND 30. 10M_BandEdge(2300MHz-2304MHz)_Low_2310MHz_QPSK_FullRB



Note : We used a narrower RBW in order to increase accuracy.

$$\text{Calculation} = \text{Reading Value} + 10 \times \log(1 \text{ MHz}/100 \text{ kHz}) \text{ dB} = -38.874 \text{ dBm} + 10 \text{ dB} = -28.874 \text{ dBm}$$

BAND 30. 10M_BandEdge(2304MHz-2305MHz)_Low_2310MHz_QPSK_1RB



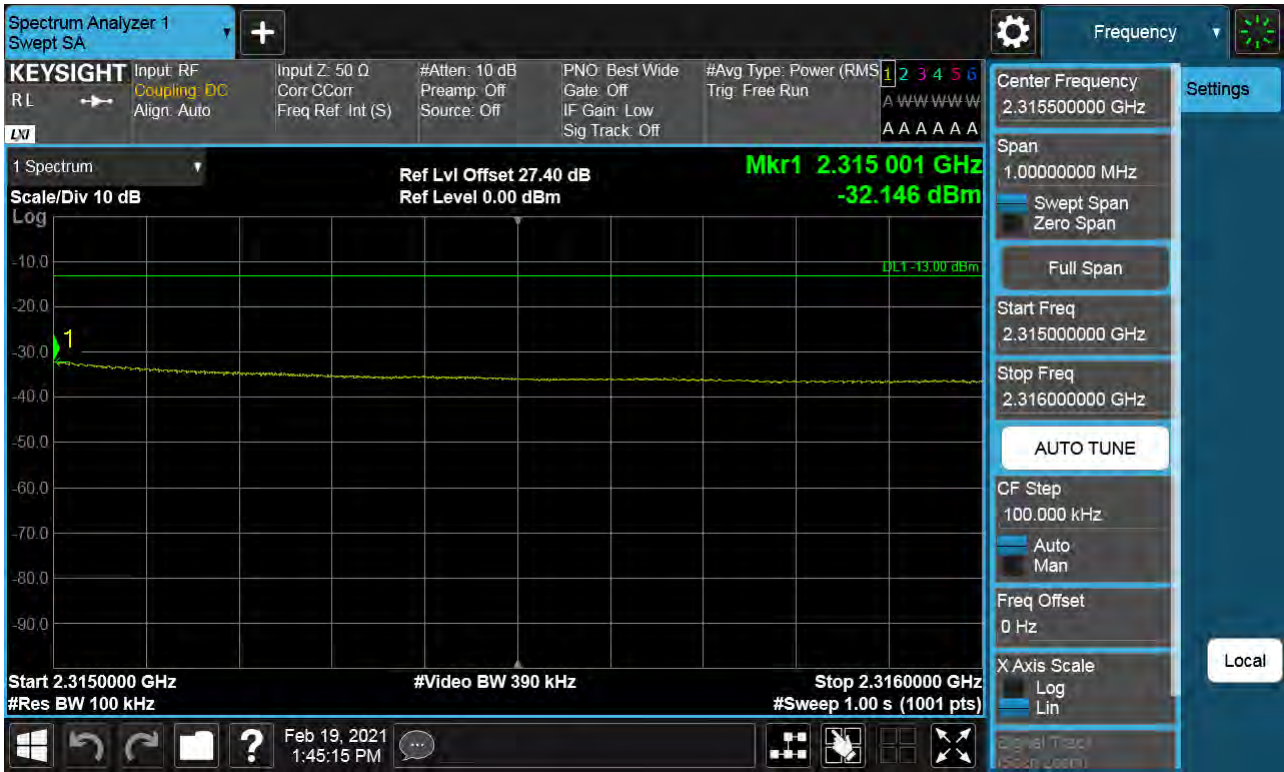
BAND 30. 10M_BandEdge(2304MHz-2305MHz)_Low_2310MHz_QPSK_FullIRB



BAND 30. 10M_BandEdge(2315MHz-2316MHz)_Low_2310MHz_QPSK_1RB



BAND 30. 10M_BandEdge(2315MHz-2316MHz)_Low_2310MHz_QPSK_FullRB



BAND 30. 10M_BandEdge(2316MHz-2320MHz)_Low_2310MHz_QPSK_1RB



Note : We used a narrower RBW in order to increase accuracy.

Calculation = Reading Value + 10 x log(1 MHz/100 kHz) dB = -50.122 dBm + 10 dB = -40.122 dBm

BAND 30. 10M_BandEdge(2316MHz-2320MHz)_Low_2310MHz_QPSK_FullRB



Note : We used a narrower RBW in order to increase accuracy.

$$\text{Calculation} = \text{Reading Value} + 10 \times \log(1 \text{ MHz}/100 \text{ kHz}) \text{ dB} = -36.497 \text{ dBm} + 10 \text{ dB} = -24.497 \text{ dBm}$$

BAND 30. 10M_BandEdge(2320MHz-2324MHz)_Low_2310MHz_QPSK_1RB



BAND 30. 10M_BandEdge(2320MHz-2324MHz)_Low_2310MHz_QPSK_FullRB



BAND 30. 10M_BandEdge(2324MHz-2328MHz)_Low_2310MHz_QPSK_1RB



BAND 30. 10M_BandEdge(2324MHz-2328MHz)_Low_2310MHz_QPSK_FullRB



BAND 30. 10M_BandEdge(2328MHz-2337MHz)_Low_2310MHz_QPSK_1RB



BAND 30. 10M_BandEdge(2328MHz-2337MHz)_Low_2310MHz_QPSK_FullRB



BAND 30. 10M_BandEdge(2337MHz-2341MHz)_Low_2310MHz_QPSK_1RB



BAND 30. 10M_BandEdge(2337MHz-2341MHz)_Low_2310MHz_QPSK_FullRB



BAND 30. 10M_BandEdge(2341MHz-2345MHz)_Low_2310MHz_QPSK_1RB



BAND 30. 10M_BandEdge(2341MHz-2345MHz)_Low_2310MHz_QPSK_FullRB



BAND 30. 10M_BandEdge(2345MHz-2365MHz)_Low_2310MHz_QPSK_1RB



BAND 30. 10M_BandEdge(2345MHz-2365MHz)_Low_2310MHz_QPSK_FullRB



BAND 30. 10M_BandEdge(2365MHz-2400MHz)_Low_2310MHz_QPSK_1RB



BAND 30. 10M_BandEdge(2365MHz-2400MHz)_Low_2310MHz_QPSK_FullRB



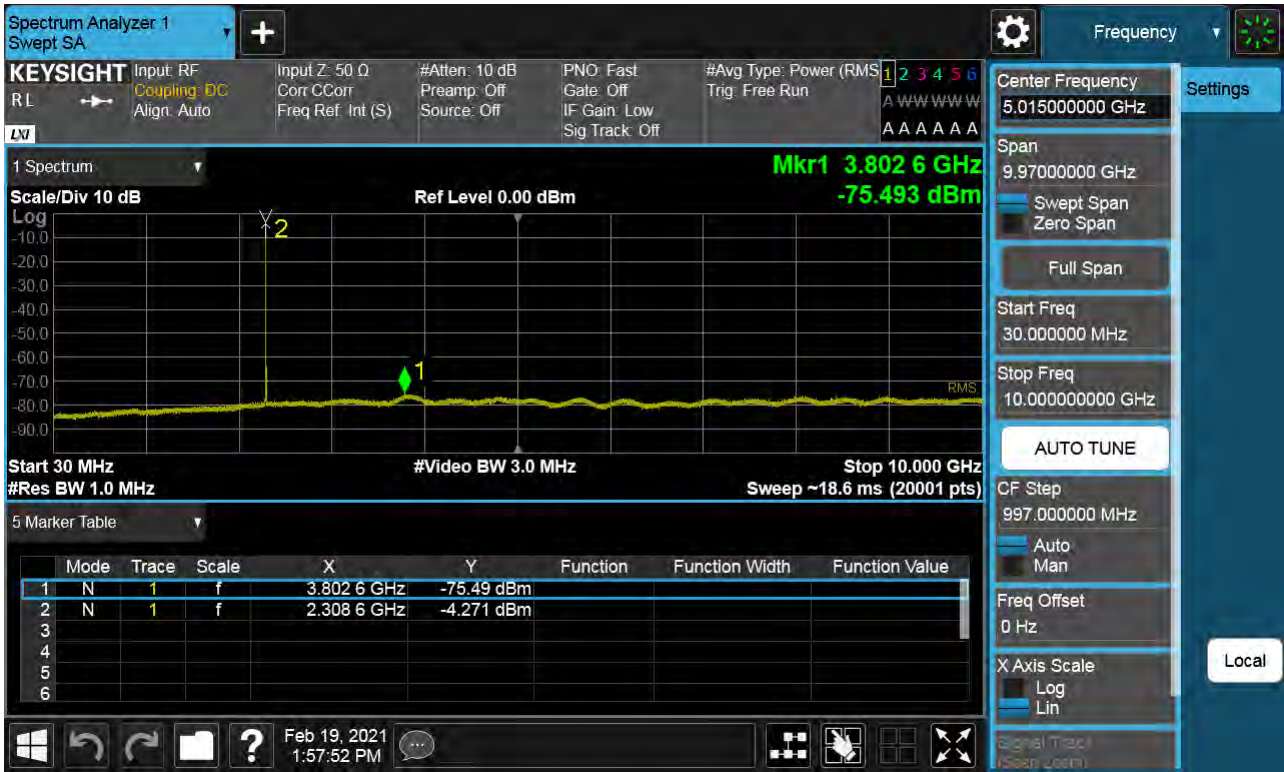
BAND 30. Conducted Spurious Plot 1 (5 MHz Ch.27685 QPSK RB 1, Offset 0)



BAND 30. Conducted Spurious Plot 2 (5 MHz Ch. 27685 QPSK RB 1, Offset 0)



BAND 30. Conducted Spurious Plot 1 (5 MHz Ch.27710 QPSK RB 1, Offset 0)



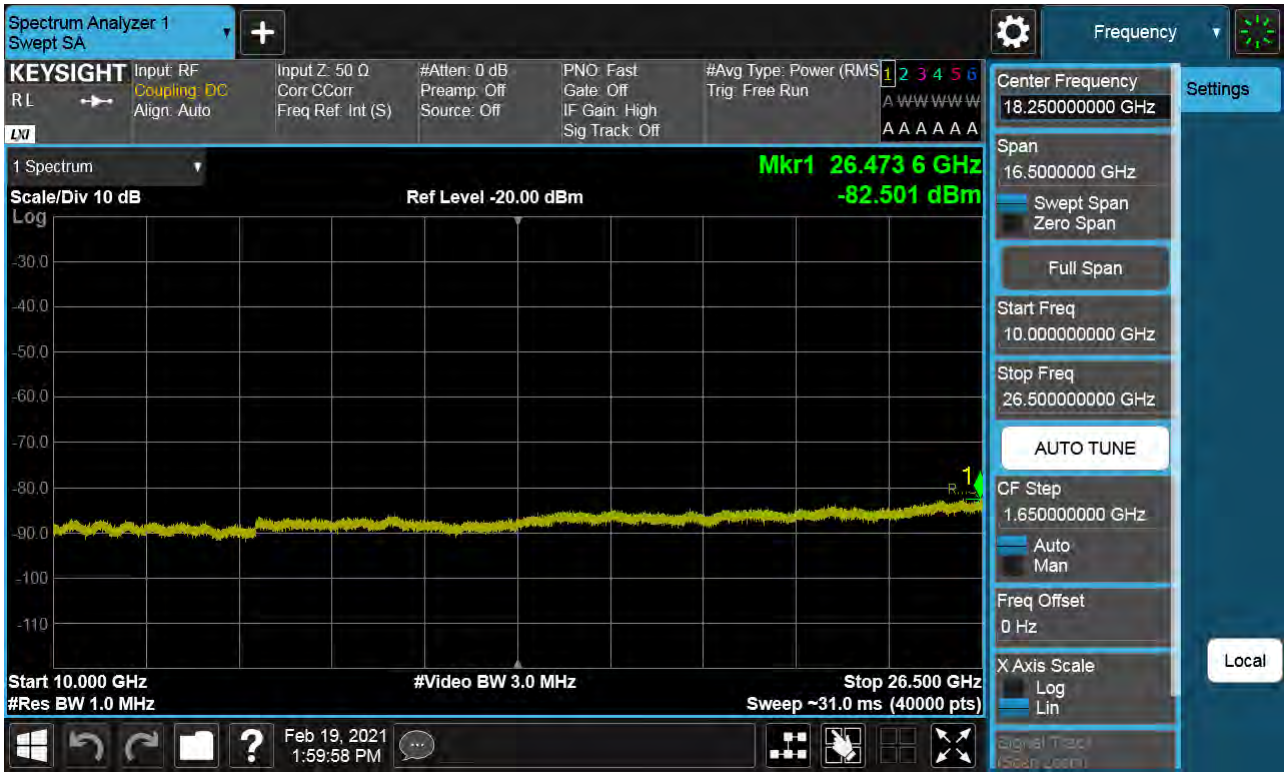
BAND 30. Conducted Spurious Plot 2 (5 MHz Ch. 27710 QPSK RB 1, Offset 0)



BAND 30. Conducted Spurious Plot 1 (5 MHz Ch.27735 QPSK RB 1, Offset 0)



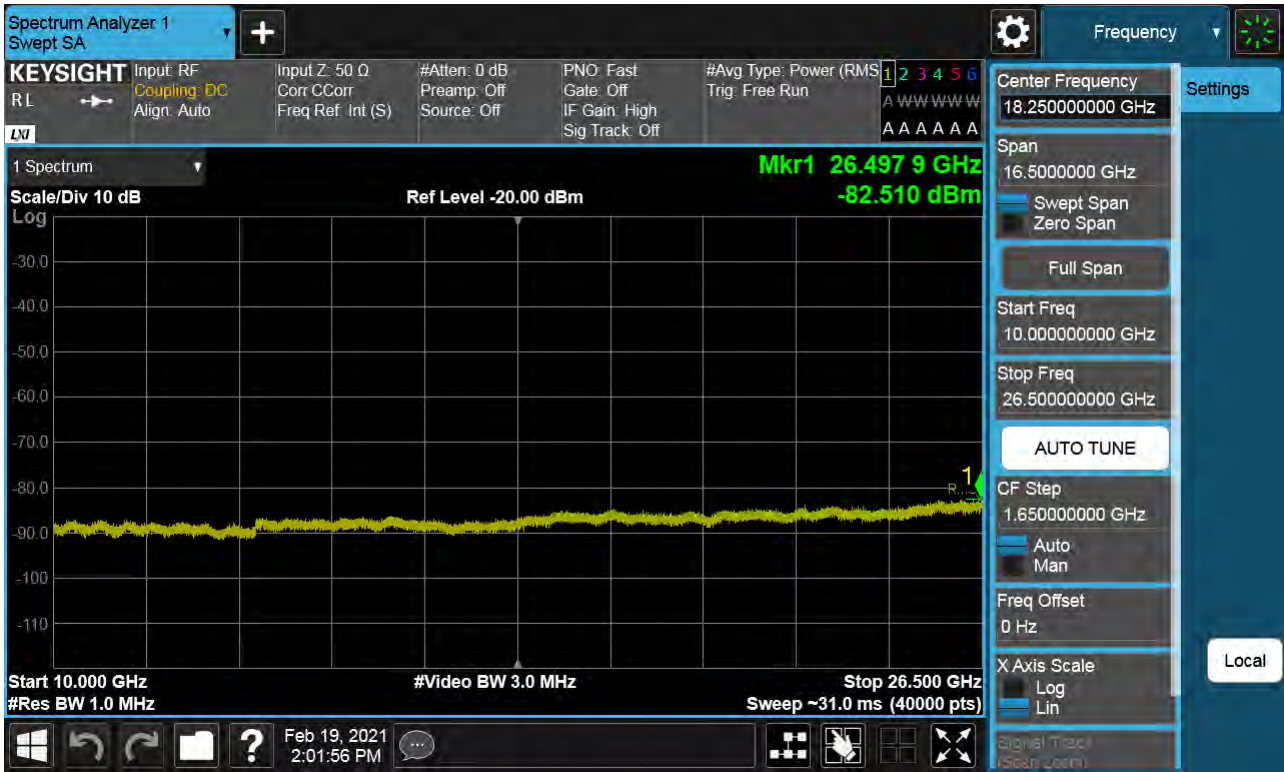
BAND 30. Conducted Spurious Plot 2 (5 MHz Ch. 27735 QPSK RB 1, Offset 0)



BAND 30. Conducted Spurious Plot 1 (10 MHz Ch.27710 QPSK RB 1, Offset 0)



BAND 30. Conducted Spurious Plot 2 (10 MHz Ch. 27710 QPSK RB 1, Offset 0)



10. ANNEX A_ TEST SETUP PHOTO

Please refer to test setup photo file no. as follows;

No.	Description
1	HCT-RF-2102-FC048-P