


## 10. SETUP PHOTOS

### ANTENNA PORT CONDUCTED RF MEASUREMENT SETUP




FRONT PHOTO

### FREQUENCY TOLERANCE OVER EXTREME CONDITIONS




FRONT PHOTO


**RADIATED RF MEASUREMENT SETUP FOR PORTABLE CONFIGURATION**




X-AXIS PHOTO




Y-AXIS PHOTO




Z-AXIS PHOTO




BELOW 1GHz FRONT PHOTO



BELOW 1GHz BACK PHOTO



ABOVE 1GHz FRONT PHOTO



ABOVE 1GHz BACK PHOTO

**END OF REPORT**