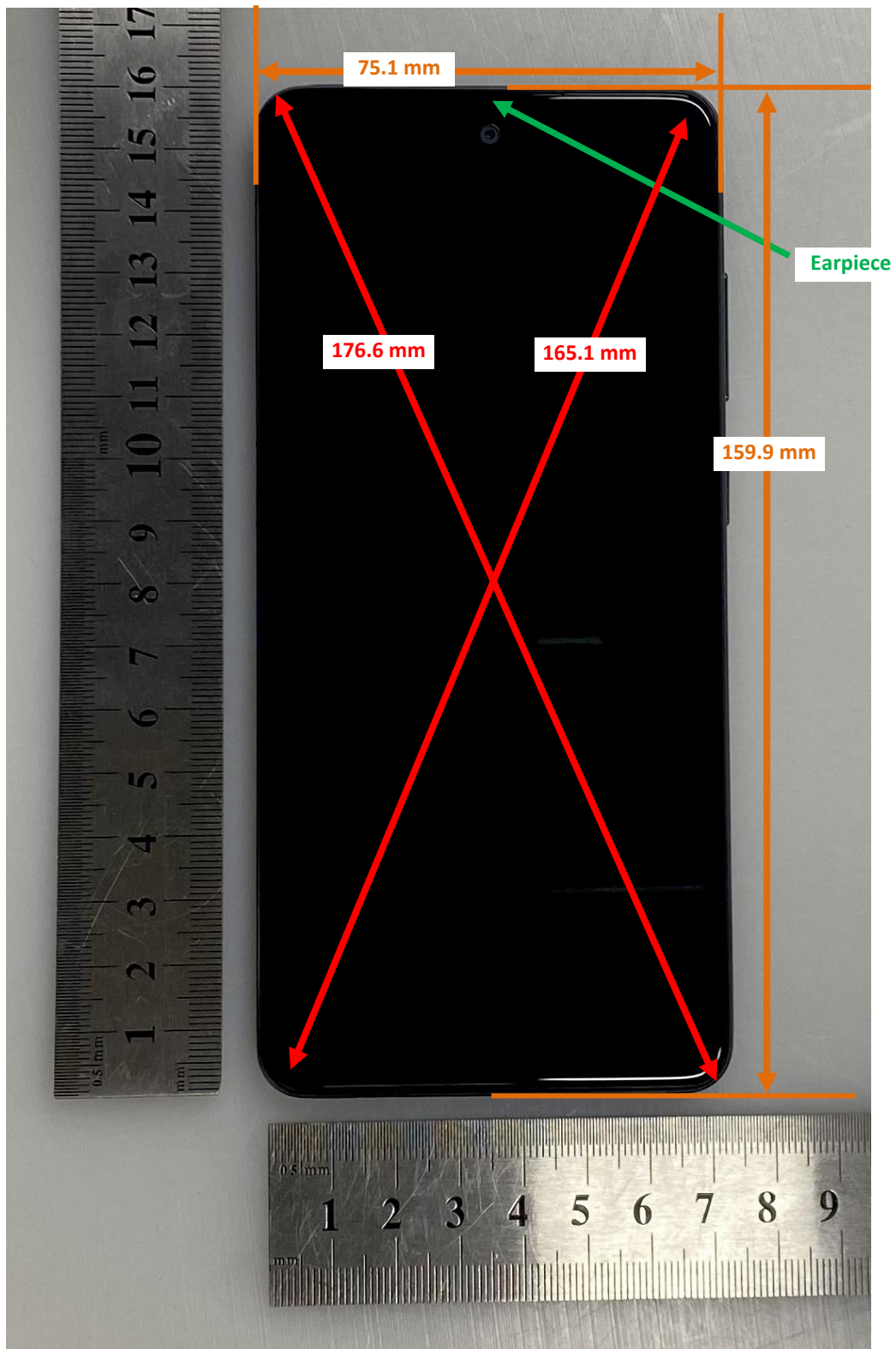


## DUT and SAR Set-up Photos

### Overall Dimensions



Front View of the DUT



Rear View of the DUT



## Setup Photos

Handset Vertical and Horizontal Reference Lines


Vertical  
Center Line



Horizontal  
Line

## Head Exposure Conditions


Left Touch



Left Tilt (15°)



Right Touch



Right Tilt (15°)




## Body-worn Accessory Exposure Conditions

Rear(15mm)




Front(15mm)




## Hotspot Exposure Conditions


Rear(10mm)




Front(10mm)



Edge 1 (10mm)



Edge 2(10mm)






Edge 3(10mm)



Edge 4(10mm)



## Product Specific 10-g Exposure Conditions


Rear (0 mm)



Front (0 mm)



Edge 1 (0 mm)



Edge 4 (0 mm)



## Antenna Dimensions & Separation Distances

- ① Main Ant.1 (TX & RX)  
GSM 850, WCDMA B5  
LTE B5, B12, B13, B17, B26,
- ② Main Ant.2 (TX & RX)  
GSM 1900, WCDMA B2,B4  
LTE B2, B4, B41, B66
- ③ Wi-Fi (Tx&Rx)  
2.4 GHz/BT
- ④ Wi-Fi (Tx&Rx)  
5 GHz

