

# FCC UNII REPORT

## Certification

|   |   |
|---|---|
| <b>Applicant Name:</b><br>SAMSUNG Electronics Co., Ltd.                                       | <b>Date of Issue:</b><br>June 26, 2020  |
| <b>Address:</b><br>129, Samsung-ro, Yeongtong-gu, Suwon-si, Gyeonggi-do, 16677, Rep. of Korea | <b>Test Site/Location:</b><br>74, Seoicheon-ro 578beon-gil, Majang-myeon, Icheon-si, Gyeonggi-do, 17383 KOREA |
|   | <b>Report No.:</b> HCT-RF-2006-FC010  |

|                   |                                      |
|-------------------|--------------------------------------|
| <b>FCC ID:</b>    | <b>A3LSMA516U</b>                    |
| <b>APPLICANT:</b> | <b>SAMSUNG Electronics Co., Ltd.</b> |

|                            |   |
|----------------------------|---|
| <b>Model:</b>              | SM-A516U  |
| <b>Additional Model:</b>   | SM-A516U1   |
| <b>EUT Type:</b>           | Mobile Phone  |
| <b>Modulation type</b>     | OFDM  |
| <b>FCC Classification:</b> | Unlicensed National Information Infrastructure(NII) |
| <b>FCC Rule Part(s):</b>   | Part 15.407   |

### Engineering Statement:

The measurements shown in this report were made in accordance with the procedures indicated, and the emissions from this equipment were found to be within the limits applicable. I assume full responsibility for the accuracy and completeness of these measurements, and for the qualifications of all persons taking them. It is further stated that upon the basis of the measurements made, the equipment tested is capable of operation in accordance with the requirements of the FCC Rules under normal use and maintenance.

Report No.: HCT-RF-2006-FC010

---

REVIEWED BY



---

Report prepared by : Jeong Ho Kim  
Engineer of Telecommunication Testing Center

---

Report approved by : Jong Seok Lee  
Manager of Telecommunication Testing Center

This report only responds to the tested sample and may not be reproduced, except in full, without written approval of the HCT Co., Ltd.

This test results were applied only to the test methods required by the standard.

**This laboratory is not accredited for the test results marked \*.**

The above Test Report is the accredited test result by KOLAS(Korea Laboratory Accreditation Scheme), which signed the ILAC-MRA. (HCT Accreditation No.: KT197)

## Version

| TEST REPORT NO.   | DATE          | DESCRIPTION             |
|-------------------|---------------|-------------------------|
| HCT-RF-2006-FC010 | June 26, 2020 | - First Approval Report |

This test results were applied only to the test methods required by the standard.

This laboratory is not accredited for the test results marked \*.

The above Test Report is the accredited test result by KOLAS(Korea Laboratory Accreditation Scheme), which signed the ILAC-MRA. (HCT Accreditation No.: KT197)

# Table of Contents

|  |     |
|--|-----|
| REVIEWED BY.....                         | 2   |
| 1. GENERAL INFORMATION.....              | 5   |
| EUT DESCRIPTION.....                     | 5   |
| 2. MAXIMUM OUTPUT POWER.....             | 6   |
| 3. TEST METHODOLOGY.....                 | 7   |
| EUT CONFIGURATION.....                   | 7   |
| EUT EXERCISE.....                        | 7   |
| GENERAL TEST PROCEDURES.....             | 7   |
| DESCRIPTION OF TEST MODES.....           | 7   |
| 4. INSTRUMENT CALIBRATION.....           | 8   |
| 5. FACILITIES AND ACCREDITATIONS.....    | 8   |
| 5.1 FACILITIES.....                      | 8   |
| 5.2 EQUIPMENT.....                       | 8   |
| 6. ANTENNA REQUIREMENTS.....             | 8   |
| 7. MEASUREMENT UNCERTAINTY.....          | 9   |
| 8. DESCRIPTION OF TESTS.....             | 10  |
| 9. SUMMARY OF TEST RESULTS.....          | 26  |
| 10. TEST RESULT.....                     | 27  |
| 10.1 DUTY CYCLE.....                     | 27  |
| 10.2 26 dB BANDWIDTH.....                | 30  |
| 10.3 6dB BANDWIDTH.....                  | 39  |
| 10.4 OUTPUT POWER MEASUREMENT.....       | 41  |
| 10.5 POWER SPECTRAL DENSITY.....         | 44  |
| 10.6 FREQUENCY STABILITY.....            | 53  |
| 10.6.1 80MHz BW.....                     | 53  |
| 10.7 STRADDLE CHANNEL.....               | 69  |
| 10.7.1 26dB Bandwidth.....               | 69  |
| 10.7.2 6dB Bandwidth.....                | 72  |
| 10.7.3 Output Power.....                 | 75  |
| 10.7.4 Power Spectral Density.....       | 78  |
| 10.8 RADIATED SPURIOUS EMISSIONS.....    | 81  |
| 10.9 RADIATED RESTRICTED BAND EDGE.....  | 113 |
| 10.10 POWERLINE CONDUCTED EMISSIONS..... | 135 |
| 11. LIST OF TEST EQUIPMENT.....          | 139 |
| 12. ANNEX A_ TEST SETUP PHOTO.....       | 141 |

## 1. GENERAL INFORMATION

### EUT DESCRIPTION

|                                    |  |                        |
|------------------------------------|--|------------------------|
| <b>Model</b>                       | SM-A516U   |                        |
| <b>Additional Model</b>            | SM-A516U1  |                        |
| <b>EUT Type</b>                    | Mobile Phone   |                        |
| <b>Power Supply</b>                | DC 3.86 V  |                        |
| <b>Battery Information</b>         | Model: EB-BA516ABY<br>Type: Li-ion Battery   |                        |
| <b>Travel Adapter Information</b>  | Model : EP-TA200<br>Manufacture: DONG YANG E&P   |                        |
| <b>Data Cable Information</b>      | Model : EP-DR140AWE<br>Manufacture: KSD  |                        |
| <b>Ear-jack Information</b>        | Model : EHS64AVFWE<br>Manufacture: CRESYN  |                        |
| <b>Modulation Type</b>             | OFDM : 802.11a, 802.11n, 802.11ac  |                        |
| <b>Frequency Range (MHz)</b>       | U-NII-1  | 20MHz BW : 5180 - 5240 |
|                                    |  | 40MHz BW : 5190 - 5230 |
|                                    |  | 80MHz BW : 5210        |
|                                    | U-NII-2A   | 20MHz BW : 5260 - 5320 |
| 40MHz BW : 5270 - 5310             |  |                        |
| 80MHz BW : 5290                    |  |                        |
| U-NII-2C                           | 20MHz BW : 5500 - 5720   |                        |
|                                    | 40MHz BW : 5510 - 5710   |                        |
|                                    | 80MHz BW : 5530 – 5690   |                        |
| U-NII-3                            | 20MHz BW : 5745 - 5825   |                        |
|                                    | 40MHz BW : 5755 - 5795   |                        |
|                                    | 80MHz BW : 5775  |                        |
| <b>Antenna Specification</b>       | Antenna type: MFA<br>Peak Gain : -5.81 dBi(UNII 1), -7.60 dBi(UNII 2A), -8.20 dBi(UNII 2C), -11.40 dBi(UNII 3) |                        |
| <b>Straddle channel</b>            | Supported  |                        |
| <b>TDWR Band</b>                   | Supported  |                        |
| <b>Dynamic Frequency Selection</b> | Slave without radar detection  |                        |
| <b>Date(s) of Tests</b>            | May 01, 2020 ~ June 02, 2020   |                        |

## 2. MAXIMUM OUTPUT POWER

The transmitter has a maximum total conducted average output power as follows:

| Band   | Mode             | RF Output Power |       |
|--------|------------------|-----------------|-------|
|        |                  | (dBm)           | (W)   |
| UNII1  | 802.11a          | 17.44           | 0.056 |
|        | 802.11n (HT20)   | 17.34           | 0.054 |
|        | 802.11n (HT40)   | 16.22           | 0.042 |
|        | 802.11ac (VHT20) | 15.73           | 0.037 |
|        | 802.11ac (VHT40) | 15.55           | 0.036 |
|        | 802.11ac (VHT80) | 13.97           | 0.025 |
| UNII2A | 802.11a          | 17.23           | 0.053 |
|        | 802.11n (HT20)   | 16.87           | 0.049 |
|        | 802.11n (HT40)   | 16.42           | 0.044 |
|        | 802.11ac (VHT20) | 15.16           | 0.033 |
|        | 802.11ac (VHT40) | 15.58           | 0.036 |
|        | 802.11ac (VHT80) | 13.82           | 0.024 |
| UNII2C | 802.11a          | 17.63           | 0.058 |
|        | 802.11n (HT20)   | 17.21           | 0.053 |
|        | 802.11n (HT40)   | 16.92           | 0.049 |
|        | 802.11ac (VHT20) | 15.70           | 0.037 |
|        | 802.11ac (VHT40) | 15.65           | 0.037 |
|        | 802.11ac (VHT80) | 13.71           | 0.024 |
| UNII3  | 802.11a          | 17.05           | 0.051 |
|        | 802.11n (HT20)   | 16.89           | 0.049 |
|        | 802.11n (HT40)   | 16.61           | 0.046 |
|        | 802.11ac (VHT20) | 15.71           | 0.037 |
|        | 802.11ac (VHT40) | 15.67           | 0.037 |
|        | 802.11ac (VHT80) | 13.98           | 0.025 |

### 3. TEST METHODOLOGY

The measurement procedure described in FCC KDB 789033 D02 General UNII Test Procedures New Rules v02r01 dated December 14, 2017 entitled "Guidelines for Compliance Testing of Unlicensed National Information Infrastructure (U-NII) Devices Part15, Subpart E" and ANSI C63.10(Version : 2013) 'the American National Standard of Procedures for Compliance Testing of Unlicensed Wireless Devices' were used in the measurement.

#### EUT CONFIGURATION

The EUT configuration for testing is installed on RF field strength measurement to meet the Commissions requirement and operating in a manner that intends to maximize its emission characteristics in a continuous normal application.

#### EUT EXERCISE

The EUT was operated in the engineering mode to fix the Tx frequency that was for the purpose of the measurements. According to its specifications, the EUT must comply with the requirements of the Section 15.207, 15.209 and 15.407 under the FCC Rules Part 15 Subpart E.

#### GENERAL TEST PROCEDURES

##### Conducted Emissions

The EUT is placed on the turntable, which is 0.8 m above ground plane. According to the requirements in Section 6.2 of ANSI C63.10. (Version :2013) Conducted emissions from the EUT measured in the frequency range between 0.15 MHz and 30MHz using CISPR Quasi-peak and average detector modes.

##### Radiated Emissions

The EUT is placed on a turn table, which is 0.8 m above ground plane below 1GHz. Above 1GHz with 1.5m using absorbers between the EUT and receive antenna. The turntable shall rotate 360 degrees to determine the position of maximum emission level. EUT is set 3 m away from the receiving antenna, which varied from 1 m to 4 m to find out the highest emission. And also, each emission was to be maximized by changing the polarization of receiving antenna both horizontal and vertical. In order to find out the max. emission, the relative positions of this hand-held transmitter (EUT) was rotated through three orthogonal axes according to the requirements in Section 6.6.5 of ANSI C63.10. (Version: 2013)

#### DESCRIPTION OF TEST MODES

The EUT has been tested under operating condition. Test program used to control the EUT for staying in continuous transmitting and receiving mode is programmed.

#### 4. INSTRUMENT CALIBRATION

The measuring equipment, which was utilized in performing the tests documented herein, has been calibrated in accordance with the manufacturer's recommendations for utilizing calibration equipment's, which is traceable to recognized national standards.

Especially, all antenna for measurement is calibrated in accordance with the requirements of C63.5 (Version : 2017).

#### 5. FACILITIES AND ACCREDITATIONS

##### 5.1 FACILITIES

The SAC(Semi-Anechoic Chamber) and conducted measurement facility used to collect the radiated data are located at the 74, Seoicheon-ro 578beon-gil, Majang-myeon, Icheon-si, Gyeonggi-do, 17383, Rep. of KOREA. The site is constructed in conformance with the requirements of ANSI C63.4. (Version :2014) and CISPR Publication 22.

Detailed description of test facility was submitted to the Commission and accepted dated April 02, 2018 (Registration Number: KR0032).

##### 5.2 EQUIPMENT

Radiated emissions are measured with one or more of the following types of Linearly polarized antennas: tuned dipole, bi-conical, log periodic, bi-log, and/or ridged waveguide, horn. Spectrum analyzers with pre-selectors and quasi-peak detectors are used to perform radiated measurements.

Conducted emissions are measured with Line Impedance Stabilization Networks and EMI Test Receivers. Calibrated wideband preamplifiers, coaxial cables, and coaxial attenuators are also used for making measurements.

All receiving equipment conforms to CISPR Publication 16-1, "Radio Interference Measuring Apparatus and Measurement Methods."

#### 6. ANTENNA REQUIREMENTS

##### According to FCC 47 CFR §15.203, §15.407:

"An intentional radiator antenna shall be designed to ensure that no antenna other than that furnished by the responsible party can be used with the device. The use of a permanently attached antenna or of an antenna that uses a unique coupling to the intentional radiator shall be considered sufficient to comply with the provisions of this section."

- (1) The antennas of this E.U.T are permanently attached.
- (2) The E.U.T Complies with the requirement of §15.203, §15.407



## 7. MEASUREMENT UNCERTAINTY

The measurement uncertainties shown below were calculated in accordance with the requirements of ANSI C63.10-2013.

All measurement uncertainty values are shown with a coverage factor of  $k = 2$  to indicate a 95 % level of confidence.

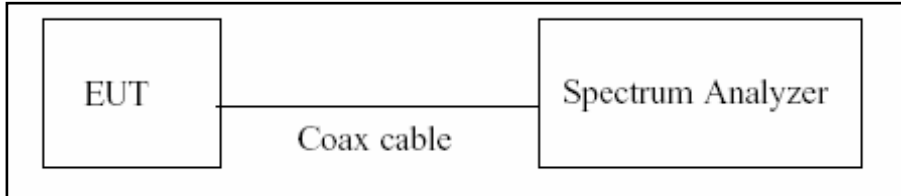
The measurement data shown herein meets or exceeds the  $U_{\text{CISPR}}$  measurement uncertainty values specified in CISPR 16-4-2 and, thus, can be compared directly to specified limits to determine compliance.

| Parameter                                | Expanded Uncertainty ( $\pm$ dB) |
|--|----------------------------------|
| Conducted Disturbance (150 kHz ~ 30 MHz) | 1.82                             |
| Radiated Disturbance (9 kHz ~ 30 MHz)    | 3.40                             |
| Radiated Disturbance (30 MHz ~ 1 GHz)    | 4.80                             |
| Radiated Disturbance (1 GHz ~ 18 GHz)    | 5.70                             |
| Radiated Disturbance (18 GHz ~ 40 GHz)   | 5.05                             |

## 8. DESCRIPTION OF TESTS

### 8.1. Duty Cycle

#### Test Configuration



#### Test Procedure

The transmitter output is connected to the Spectrum Analyzer.

We tested according to Procedure B.2 in KDB 789033 D02 v02r01.

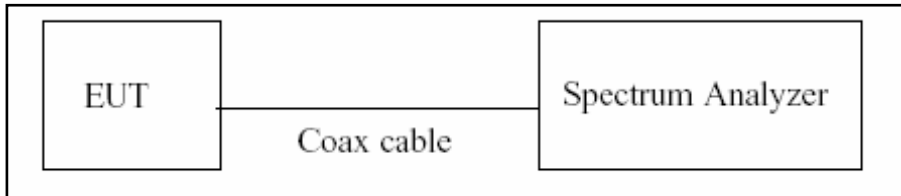
1. RBW = 8 MHz (the largest available value)
2. VBW = 8 MHz ( $\geq$  RBW)
3. SPAN = 0 Hz
4. Detector = Peak
5. Number of points in sweep > 100
6. Trace mode = Clear write
7. Measure  $T_{total}$  and  $T_{on}$
8. Calculate Duty Cycle =  $T_{on} / T_{total}$  and Duty Cycle Factor =  $10\log(1/\text{Duty Cycle})$

## 8.2. 6dB Bandwidth & 26dB Bandwidth

### Limit

Within the 5.725-5.85 GHz band, the minimum 6 dB bandwidth of U-NII devices shall be at least 500 kHz.

### Test Configuration



### Test Procedure(26dB Bandwidth)

The transmitter output is connected to the Spectrum Analyzer.

We tested according to Procedure C.1 in KDB 789033 D02 v02r01.

1. RBW = approximately 1 % of the emission bandwidth
2. VBW > RBW
3. Detector = Peak
4. Trace mode = max hold
5. Measure the maximum width of the emission that is 26 dB down from the maximum of the emission.  
Compare this with the RBW setting of the analyzer. Readjust RBW and repeat measurement as needed until the RBW/EBW ratio is approximately 1 %.

### Test Procedure (6dB Bandwidth)

The transmitter output is connected to the Spectrum Analyzer.

We tested according to Procedure C.2 in KDB 789033 D02 v02r01.

1. RBW = 100 kHz
2. VBW  $\geq 3 \times$  RBW
3. Detector = Peak
4. Trace mode = max hold
5. Allow the trace to stabilize
6. Measure the maximum width of the emission that is constrained by the frequencies associated with the two outermost amplitude points(upper and lower frequencies) that are attenuated by 6 dB relative to the maximum level measured in the fundamental emission.

### Note:

1. We tested X dB bandwidth using the automatic bandwidth measurement capability of a spectrum analyzer.
2. DFS test channels should be defined. So, We performed the OBW test to prove that no part of the fundamental emissions of any channels belong to UNII1 and UNII3 band for DFS.
3. The 26 dB bandwidth is used to determine the conducted power limits.

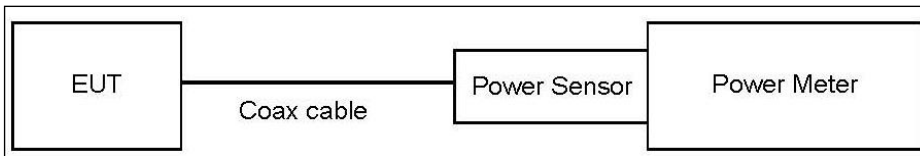
**8.3. Output Power Measurement**

**Limit**

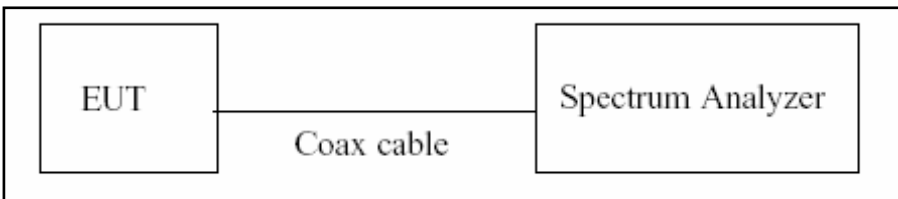
| Band        | Limit  |
|-------------|--|
| UNII 1      | - Master : Not exceed 1 W(=30dBm)<br>- Slave : Not exceed 250 mW(=23.98 dBm)                                     |
| UNII 2A, 2C | Not exceed the lesser of 250 mW or 11 dBm + 10 log B,<br>(where B is the 26 dB emission bandwidth in megahertz.) |
| UNII 3      | Not exceed 1 W(=30dBm)   |

**Test Configuration**

Power Meter



Spectrum Analyzer(Only Straddle Channel)



**Test Procedure(Power Meter)**

We tested according to Procedure E.3.a in KDB 789033 D02 v02r01.

1. Measure the duty cycle.
2. Measure the average power of the transmitter. This measurement is an average over both the on and off periods of the transmitter.
3. Add 10 log (1/x), where x is the duty cycle, to the measured power in order to compute the average power during the actual transmission times.

**Test Procedure(Spectrum Analyzer)**

The transmitter output is connected to the Spectrum Analyzer.

We use the spectrum analyzer’s integrated band power measurement function.

We tested according to Procedure E.2.d) in KDB 789033 D02 v02r01.

1. Measure the duty cycle.
2. Set span to encompass the 26 dB EBW of the signal.
3. RBW = 1 MHz.
4. VBW  $\geq$  3 MHz.
5. Number of points in sweep  $\geq$  2 x span/RBW.
6. Sweep time = auto.
7. Detector = RMS.
8. Do not use sweep triggering. Allow the sweep to "free run".
9. Trace average at least 100 traces in power averaging(RMS) mode
10. Integrated bandwidth = OBW
11. Add  $10\log(1/x)$ , where x is the duty cycle, to the measured power in order to compute the average power during the actual transmission times.

### **Sample Calculation**

Total Power(dBm) = Reading Value(dBm) + ATT loss(dB) + Cable loss(dB) + Duty Cycle Factor(dB)

### **Note**

1. Spectrum reading values are not plot data.

The power results in plot is already including the actual values of loss for the attenuator and cable combination.

2. Spectrum offset = Attenuator loss(10 dB) + Cable loss

3. Actual value of loss for the attenuator and cable combination is below table.

| <b>Band</b> | <b>Loss(dB)</b> |
|-------------|-----------------|
| UNII 1      | 10.78           |
| UNII 2A     | 10.78           |
| UNII 2C     | 10.78           |
| UNII 3      | 10.78           |

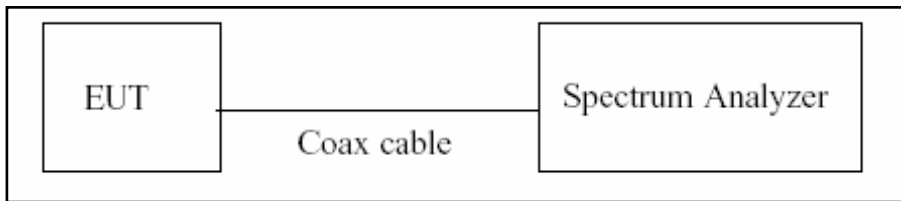
(Actual value of loss for the attenuator and cable combination)

**8.4. Power Spectral Density**

**Limit**

| Band        | Limit          |
|-------------|----------------|
| UNII 1      | 11 dBm/MHz     |
| UNII 2A, 2C | 11 dBm/MHz     |
| UNII 3      | 30 dBm/500 kHz |

**Test Configuration**



**Test Procedure**

We tested according to Procedure F in KDB 789033 D02 v02r01.

1. Set span to encompass the entire emission bandwidth(EBW) of the signal.
2. RBW = 1 MHz(510 kHz for UNII 3)
3. VBW ≥ 3 MHz
4. Number of points in sweep ≥ 2 x span/RBW.
5. Sweep time = auto.
6. Detector = RMS(i.e., power averaging), if available. Otherwise, use sample detector mode.
7. Do not use sweep triggering. Allow the sweep to “free run”.
8. Trace average at least 100 traces in power averaging(RMS) mode
9. Use the peak search function on the spectrum analyzer to find the peak of the spectrum.
10. If Method SA-2 was used, add 10 log(1/x), where x is the duty cycle, to the peak of the spectrum.

**Sample Calculation**

Total PSD(dBm) = Reading Value(dBm) + ATT loss(dB) + Cable loss(dB) + Duty Cycle Factor(dB)

**Note**

1. Spectrum reading values are not plot data.

The PSD results in plot is already including the actual values of loss for the attenuator and cable combination.

2. Spectrum offset = Attenuator loss(10 dB) + Cable loss

3. Actual value of loss for the attenuator and cable combination is below table.

| <b>Band</b> | <b>Loss(dB)</b> |
|-------------|-----------------|
| UNII 1      | 10.78           |
| UNII 2A     | 10.78           |
| UNII 2C     | 10.78           |
| UNII 3      | 10.78           |

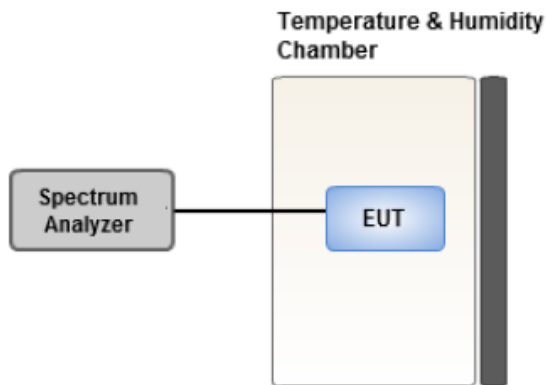
(Actual value of loss for the attenuator and cable combination)

## 8.5. Frequency Stability

### Limit

Maintained within the band

### Test Configuration



### Test Procedure

1. The EUT was placed inside an environmental chamber as the temperature in the chamber was varied between -30 °C and 50 °C.
2. The temperature was incremented by 10 °C intervals and the unit was allowed to stabilize at each temperature before each measurement. The center frequency of the transmitting channel was evaluated at each temperature and the frequency deviation from the channel's center frequency was recorded.
3. The primary supply voltage is varied from 85% to 115% of the nominal value for non hand-carried battery and AC powered equipment. For hand-carried, battery-powered equipment, primary supply voltage is reduced to the battery operating end point which shall be specified by the manufacturer.
4. While maintaining a constant temperature inside the environmental chamber, turn the EUT ON and record the operating frequency at startup, and at 2 minutes, 5 minutes, and 10 minutes after the EUT is energized. Four measurements in total are made.



## 8.6. AC Power line Conducted Emissions

### Limit

For an intentional radiator that is designed to be connected to the public utility (AC) power line, the radio frequency voltage that is conducted back onto the AC power line on any frequency or frequencies, within the band 150 kHz to 30 MHz, shall not exceed the limits in the following table, as measured using a 50  $\mu$ H/50 ohms line impedance stabilization network (LISN).

| Frequency Range (MHz) | Limits (dB $\mu$ V)     |                         |
|-----------------------|-------------------------|-------------------------|
|                       | Quasi-peak              | Average                 |
| 0.15 to 0.50          | 66 to 56 <sup>(a)</sup> | 56 to 46 <sup>(a)</sup> |
| 0.50 to 5             | 56                      | 46                      |
| 5 to 30               | 60                      | 50                      |

<sup>(a)</sup>Decreases with the logarithm of the frequency.

Compliance with this provision shall be based on the measurement of the radio frequency voltage between each power line (LINE and NEUTRAL) and ground at the power terminals.

### Test Configuration

See test photographs attached in Annex A for the actual connections between EUT and support equipment.

### Test Procedure

1. The EUT is placed on a wooden table 80 cm above the reference ground plane.
2. The EUT is connected via LISN to a test power supply.
3. The measurement results are obtained as described below:
4. Detectors : Quasi Peak and Average Detector.

### Sample Calculation

Quasi-peak(Final Result) = Reading Value + Correction Factor

### 8.7. Radiated Test

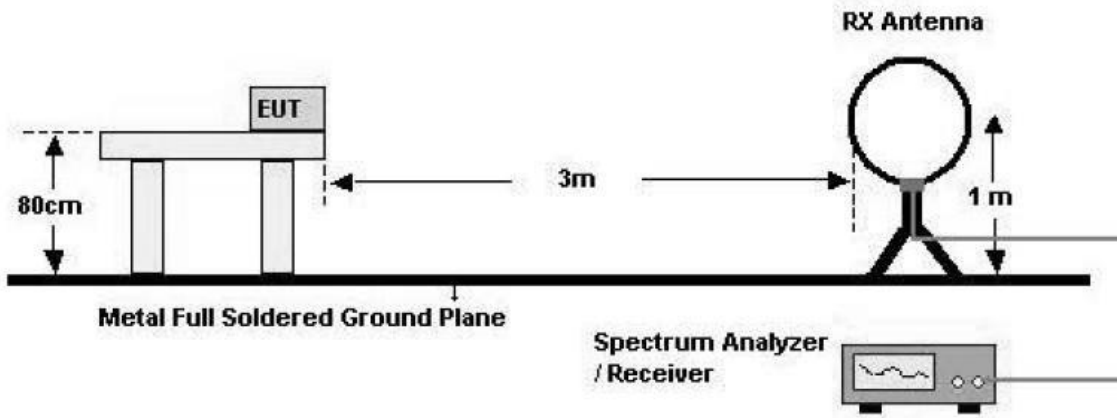
#### Limit

1. UNII 1: All emissions outside of the 5.15-5.35 GHz band shall not exceed an EIRP of -27 dBm/MHz.
2. UNII 2A, 2C: All emissions outside of the 5.47-5.725 GHz band shall not exceed an EIRP of -27 dBm/MHz.
3. UNII 3: All emissions shall be limited to a level of -27 dBm/MHz at 75 MHz or more above or below the band edge increasing linearly to 10 dBm/MHz at 25 MHz above or below the band edge, and from 25 MHz above or below the band edge increasing linearly to a level of 15.6 dBm/MHz at 5 MHz above or below the band edge, and from 5 MHz above or below the band edge increasing linearly to a level of 27 dBm/MHz at the band edge.
4. All out of band emissions appearing in a restricted band as specified in Section 15.205 of the Title 47 CFR must not exceed the limits shown in Section 15.209.

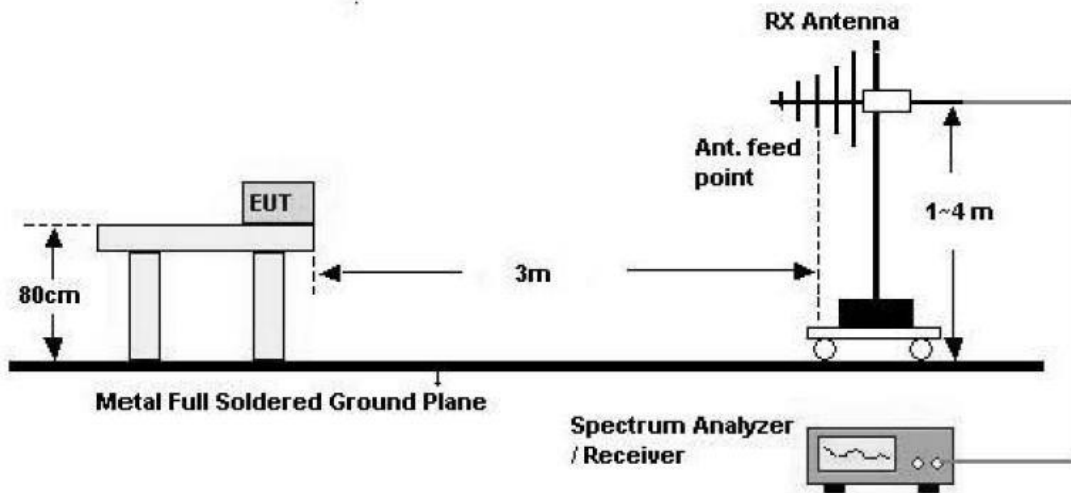
| Frequency (MHz) | Field Strength (uV/m) | Measurement Distance (m) |
|-----------------|-----------------------|--------------------------|
| 0.009 – 0.490   | 2400/F(kHz)           | 300                      |
| 0.490 – 1.705   | 24000/F(kHz)          | 30                       |
| 1.705 – 30      | 30                    | 30                       |
| 30-88           | 100                   | 3                        |
| 88-216          | 150                   | 3                        |
| 216-960         | 200                   | 3                        |
| Above 960       | 500                   | 3                        |

**Test Configuration**

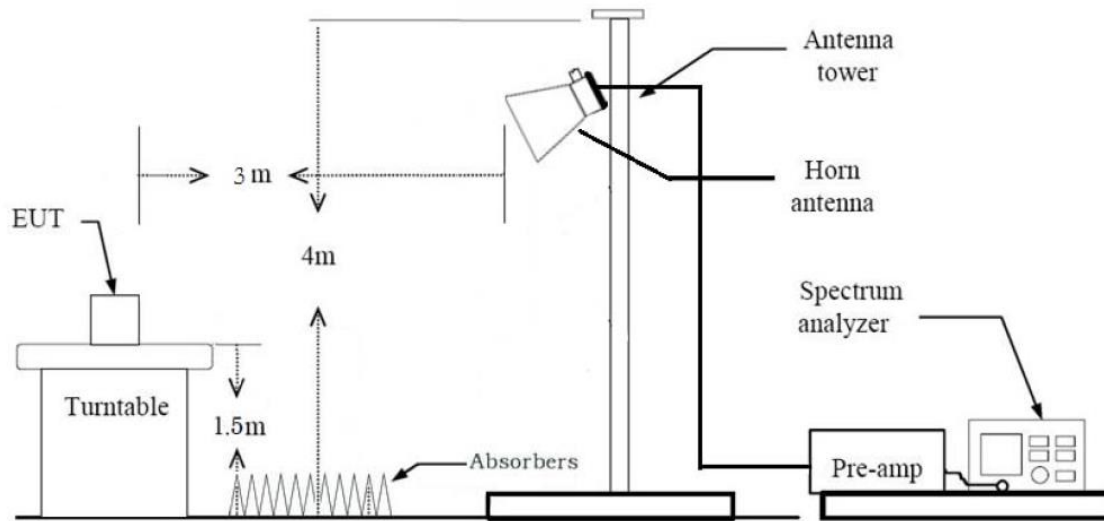
Below 30 MHz



30 MHz - 1 GHz



Above 1 GHz

**Test Procedure of Radiated spurious emissions(Below 30 MHz)**

1. The EUT was placed on a non-conductive table located on semi-anechoic chamber.
2. The loop antenna was placed at a location 3m from the EUT
3. The EUT is placed on a turntable, which is 0.8m above ground plane.
4. We have done x, y, z planes in EUT and horizontal and vertical polarization and Parallel to the ground plane in detecting antenna.
5. The turntable shall be rotated for 360 degrees to determine the position of maximum emission level.
6. Distance Correction Factor(0.009 MHz – 0.490 MHz) =  $40\log(3\text{ m}/300\text{ m}) = - 80\text{ dB}$   
Measurement Distance : 3 m
7. Distance Correction Factor(0.490 MHz – 30 MHz) =  $40\log(3\text{ m}/30\text{ m}) = - 40\text{ dB}$   
Measurement Distance : 3 m
8. Spectrum Setting
  - Frequency Range = 9 kHz ~ 30 MHz
  - Detector = Peak
  - Trace = Maxhold
  - RBW = 9 kHz
  - VBW  $\geq 3 \times$  RBW
9. Total = Reading Value + Antenna Factor(A.F) + Cable Loss(C.L) + Distance Factor(D.F)
10. Measurement value only up to 6 maximum emissions noted, or would be lesser if no specific emissions from the EUT are recorded (ie: margin > 20 dB from the applicable limit) and considered that's already beyond the background noise floor.

**KDB 414788 OFS and Chamber Correlation Justification**

Base on FCC 15.31 (f) (2): measurements may be performed at a distance closer than that specified in the regulations; however, an attempt should be made to avoid making measurements in the near field.

OFS and chamber correlation testing had been performed and chamber measured test result is the worst case test result.

**Test Procedure of Radiated spurious emissions(Below 1GHz)**

1. The EUT was placed on a non-conductive table located on semi-anechoic chamber.
2. The EUT is placed on a turntable, which is 0.8m above ground plane.
3. The Hybrid antenna was placed at a location 3m from the EUT, which is varied from 1m to 4m to find out the highest emissions.
4. We have done x, y, z planes in EUT and horizontal and vertical polarization in detecting antenna.
5. The turntable shall be rotated for 360 degrees to determine the position of maximum emission level.
6. Spectrum Setting
  - (1) Measurement Type(Peak):
    - Measured Frequency Range : 30 MHz – 1 GHz
    - Detector = Peak
    - Trace = Maxhold
    - RBW = 100 kHz
    - VBW  $\geq$  3 x RBW
  - (2) Measurement Type(Quasi-peak):
    - Measured Frequency Range : 30 MHz – 1 GHz
    - Detector = Quasi-Peak
    - RBW = 120 kHz
- ※ In general, (1) is used mainly
7. Total = Reading Value + Antenna Factor(A.F) + Cable Loss(C.L)
8. Measurement value only up to 6 maximum emissions noted, or would be lesser if no specific emissions from the EUT are recorded (ie: margin > 20 dB from the applicable limit) and considered that's already beyond the background noise floor.

**Test Procedure of Radiated spurious emissions (Above 1 GHz)**

1. The EUT is placed on a turntable, which is 1.5 m above ground plane.
2. We have done x, y, z planes in EUT and horizontal and vertical polarization in detecting antenna.
3. The turntable shall be rotated for 360 degrees to determine the position of maximum emission level.
4. EUT is set 3 m away from the receiving antenna, which is varied from 1m to 4m to find out the highest emissions.
5. Maximum procedure was performed on the six highest emissions to ensure EUT compliance.
6. Each emission was to be maximized by changing the polarization of receiving antenna both horizontal and vertical.
7. The unit was tested with its standard battery.
8. Spectrum Setting

## (1) Measurement Type (Peak, G.5 in KDB 789033 v02r01):

- RBW = 1 MHz
- VBW  $\geq$  3 MHz
- Detector = Peak
- Sweep Time = auto
- Trace mode = max hold
- Allow sweeps to continue until the trace stabilizes.

Note that if the transmission is not continuous, the time required for the trace to stabilize will increase by a factor of approximately  $1/x$ , where  $x$  is the duty cycle.

## (2) Measurement Type (Average, G.6.d in KDB 789033 v02r01):

- RBW = 1 MHz
- VBW(Duty cycle  $\geq$  98 percent) = VBW  $\leq$  RBW/100(i.e., 10 kHz) but not less than 10 Hz.
- VBW(Duty cycle is < 98 percent) = VBW  $\geq$   $1/T$ , where T is the minimum transmission duration.
- The analyzer is set to linear detector mode.
- Detector = Peak.
- Sweep time = auto.
- Trace mode = max hold.
- Allow max hold to run for at least 50 traces if the transmitted signal is continuous or has at least 98 percent duty cycle. For lower duty cycles, increase the minimum number of traces by a factor of  $1/x$ , where  $x$  is the duty cycle.

9. Measurement value only up to 6 maximum emissions noted, or would be lesser if no specific emissions from the EUT are recorded (ie: margin > 20 dB from the applicable limit) and considered that's already beyond the background noise floor
10. Measuring frequencies from 1 GHz to the 10th harmonic of highest fundamental frequency
11. Distance extrapolation factor =  $20\log(\text{test distance} / \text{specific distance})$  (dB)
12. Total = Reading Value + Antenna Factor(A.F) + Cable Loss(C.L) - Amp Gain(G) + Distance Factor(D.F)

**Test Procedure of Radiated Restricted Band Edge**

1. The EUT is placed on a turntable, which is 1.5 m above ground plane.
2. We have done x, y, z planes in EUT and horizontal and vertical polarization in detecting antenna.
3. The turntable shall be rotated for 360 degrees to determine the position of maximum emission level.
4. EUT is set 3 m away from the receiving antenna, which is varied from 1m to 4m to find out the highest emissions.
5. Maximum procedure was performed on the six highest emissions to ensure EUT compliance.
6. Each emission was to be maximized by changing the polarization of receiving antenna both horizontal and vertical.
7. The unit was tested with its standard battery.
8. Spectrum Setting
  - (1) Measurement Type(Peak, G.5 in KDB 789033 v02r01):
    - RBW = 1 MHz
    - VBW  $\geq$  3 MHz
    - Detector = Peak
    - Sweep Time = auto
    - Trace mode = max hold
    - Allow sweeps to continue until the trace stabilizes.Note that if the transmission is not continuous, the time required for the trace to stabilize will increase by a factor of approximately  $1/x$ , where x is the duty cycle.
  - (2) Measurement Type(Average, G.6.d in KDB 789033 v02r01):
    - RBW = 1 MHz
    - VBW(Duty cycle  $\geq$  98 percent) =  $VBW \leq RBW/100$ (i.e., 10 kHz) but not less than 10 Hz.
    - VBW(Duty cycle is < 98 percent) =  $VBW \geq 1/T$ , where T is the minimum transmission duration.
    - The analyzer is set to linear detector mode.
    - Detector = Peak.
    - Sweep time = auto.
    - Trace mode = max hold.
    - Allow max hold to run for at least 50 traces if the transmitted signal is continuous or has at least 98 percent duty cycle. For lower duty cycles, increase the minimum number of traces by a factor of  $1/x$ , where x is the duty cycle.

9. Measured Frequency Range :

- 4500MHz ~ 5150MHz
- 5350MHz ~ 5460MHz
- 5460MHz ~ 5470MHz
- (75 MHz or more below the 5725MHz) ~ 5725MHz
- 5850MHz ~ (75 MHz or more above the 5850MHz)

10. Distance extrapolation factor =  $20\log(\text{test distance} / \text{specific distance})$  (dB)

11. Total = Reading Value + Antenna Factor(A.F) + Cable Loss(C.L) - Amp Gain(G) + Attenuator  
+ Distance Factor(D.F)

**The actual setting value of VBW**

| Mode            | Worst Data rate (Mbps) | Duty Cycle | Duty Cycle Factor (dB) | The actual setting value of VBW (Hz) |
|-----------------|------------------------|------------|------------------------|--------------------------------------|
| 802.11a         | 6                      | 0.938      | 0.280                  | 1000                                 |
| 802.11n(HT20)   | MCS 0                  | 0.925      | 0.340                  | 1000                                 |
| 802.11n(HT40)   | MCS 0                  | 0.861      | 0.652                  | 3000                                 |
| 802.11ac(VHT20) | MCS 0                  | 0.927      | 0.331                  | 1000                                 |
| 802.11ac(VHT40) | MCS 0                  | 0.864      | 0.637                  | 3000                                 |
| 802.11ac(VHT80) | MCS 0                  | 0.851      | 0.701                  | 3000                                 |



## 8.8. Worst case configuration and mode

### Radiated test

1. All modes of operation were investigated and the worst case configuration results are reported.
  - Mode : Stand alone, Stand alone + External accessories(Earphone, etc)
  - Worstcase : Stand alone
2. EUT Axis
  - Radiated Spurious Emissions : Z
  - Radiated Restricted Band Edge : Y
3. All datarate of operation were investigated and the worst case datarate results are reported
  - 802.11a : 6Mbps
  - 802.11n : MCS0
  - 802.11ac : MCS0
4. All position of loop antenna were investigated and the test result is a no critical peak found at all positions.
  - Position : Horizontal, Vertical, Parallel to the ground plane

### AC Power line Conducted Emissions

1. All modes of operation were investigated and the worst case configuration results are reported.
  - Mode : Stand alone + External accessories(Earphone, etc) + Travel Adapter,  
Stand alone + Travel Adapter
  - Worstcase : Stand alone + Travel Adapter

### Conducted test

1. All datarate of operation were investigated and the worst case datarate results are reported

**9. SUMMARY OF TEST RESULTS**

| Test Description   | FCC Part Section(s)             | Test Limit   | Test Condition | Test Result |
|--|---------------------------------|--|----------------|-------------|
| 26dB Bandwidth   | §15.407 (for Power Measurement) | N/A  | Conducted      | PASS        |
| 6 dB Bandwidth   | §15.407(e)                      | >500 kHz (5725-5850 MHz)   |                | PASS        |
| Maximum Conducted Output Power   | §15.407(a)(1)                   | < 250 mW(5150-5250 MHz)  |                | PASS        |
|  |                                 | < 250 mW or 11+10 log log <sub>10</sub> (BW) dBm (5250-5350 MHz)               |                |             |
|  |                                 | < 250 mW or 11+10 log log <sub>10</sub> (BW) dBm (5470-5725 MHz)               |                |             |
| Peak Power Spectral Density  | §15.407(a)(1),(5)               | <1 W(5725-5850 MHz)  |                | PASS        |
|  |                                 | <11 dBm/ MHz (5150-5250 MHz)   |                |             |
|  |                                 | <11 dBm/ MHz (5250-5350 MHz)   |                |             |
|  |                                 | <11 dBm/ MHz (5470-5725 MHz)   |                |             |
| Frequency Stability  | §15.407(g) §2.1055              | Maintained within the band   | PASS           |             |
| AC Conducted Emissions 150 kHz-30 MHz  | 15.207                          | <FCC 15.207 limits   | PASS           |             |
| Undesirable Emissions  | §15.407(b)                      | <-27 dBm/MHz EIRP (UNII1, 2A, 2C) cf. Section 8.7 (UNII 3)                     | Radiated       | PASS        |
| General Field Strength Limits(Restricted Bands and Radiated Emission Limits) | 15.205, 15.407(b)(5), (6)       | Emissions in restricted bands must meet the radiated limits detailed in 15.209 |                | PASS        |

## 10. TEST RESULT

### 10.1 DUTY CYCLE

| Mode    | Data Rate (Mbps) | T <sub>on</sub> (ms) | T <sub>total</sub> (ms) | Duty Cycle | Duty Cycle Factor(dB) |
|---------|------------------|----------------------|-------------------------|------------|-----------------------|
| 802.11a | 6                | 1.428                | 1.523                   | 0.938      | 0.280                 |
|         | 9                | 0.961                | 1.086                   | 0.885      | 0.530                 |
|         | 12               | 0.723                | 0.839                   | 0.862      | 0.644                 |
|         | 18               | 0.492                | 0.597                   | 0.824      | 0.843                 |
|         | 24               | 0.372                | 0.487                   | 0.763      | 1.176                 |
|         | 36               | 0.256                | 0.362                   | 0.708      | 1.500                 |
|         | 48               | 0.196                | 0.294                   | 0.666      | 1.767                 |
|         | 54               | 0.180                | 0.288                   | 0.627      | 2.026                 |

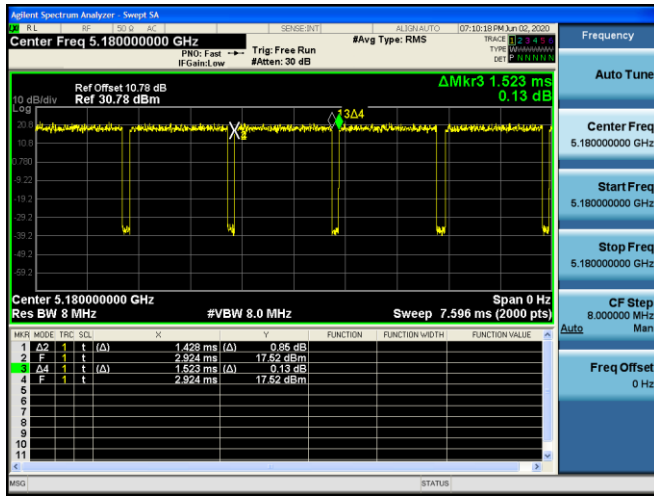
| Mode           | MCS Index | T <sub>on</sub> (ms) | T <sub>total</sub> (ms) | Duty Cycle | Duty Cycle Factor(dB) |
|----------------|-----------|----------------------|-------------------------|------------|-----------------------|
| 802.11n (HT20) | 0         | 1.336                | 1.445                   | 0.925      | 0.340                 |
|                | 1         | 0.688                | 0.795                   | 0.865      | 0.628                 |
|                | 2         | 0.472                | 0.570                   | 0.828      | 0.819                 |
|                | 3         | 0.364                | 0.462                   | 0.788      | 1.035                 |
|                | 4         | 0.257                | 0.371                   | 0.693      | 1.594                 |
|                | 5         | 0.200                | 0.325                   | 0.615      | 2.113                 |
|                | 6         | 0.185                | 0.301                   | 0.614      | 2.117                 |
|                | 7         | 0.168                | 0.284                   | 0.592      | 2.277                 |
| 802.11n (HT40) | 0         | 0.664                | 0.771                   | 0.861      | 0.652                 |
|                | 1         | 0.352                | 0.459                   | 0.766      | 1.157                 |
|                | 2         | 0.248                | 0.355                   | 0.698      | 1.562                 |
|                | 3         | 0.196                | 0.312                   | 0.628      | 2.020                 |
|                | 4         | 0.144                | 0.251                   | 0.574      | 2.409                 |
|                | 5         | 0.116                | 0.241                   | 0.482      | 3.173                 |
|                | 6         | 0.108                | 0.224                   | 0.481      | 3.183                 |
|                | 7         | 0.100                | 0.217                   | 0.461      | 3.359                 |

| Mode             | MCS Index | T <sub>on</sub> (ms) | T <sub>total</sub> (ms) | Duty Cycle | Duty Cycle Factor(dB) |
|------------------|-----------|----------------------|-------------------------|------------|-----------------------|
| 802.11ac (VHT20) | 0         | 1.345                | 1.452                   | 0.927      | 0.331                 |
|                  | 1         | 0.692                | 0.817                   | 0.847      | 0.719                 |
|                  | 2         | 0.477                | 0.575                   | 0.829      | 0.814                 |
|                  | 3         | 0.368                | 0.484                   | 0.760      | 1.190                 |
|                  | 4         | 0.260                | 0.367                   | 0.708      | 1.497                 |
|                  | 5         | 0.204                | 0.302                   | 0.674      | 1.714                 |
|                  | 6         | 0.188                | 0.296                   | 0.636      | 1.962                 |
|                  | 7         | 0.172                | 0.288                   | 0.597      | 2.243                 |
|                  | 8         | 0.152                | 0.260                   | 0.585      | 2.327                 |
| 802.11ac (VHT40) | 0         | 0.669                | 0.775                   | 0.864      | 0.637                 |
|                  | 1         | 0.355                | 0.471                   | 0.754      | 1.228                 |
|                  | 2         | 0.252                | 0.368                   | 0.684      | 1.648                 |
|                  | 3         | 0.200                | 0.307                   | 0.651      | 1.864                 |
|                  | 4         | 0.148                | 0.255                   | 0.580      | 2.369                 |
|                  | 5         | 0.120                | 0.236                   | 0.508      | 2.939                 |
|                  | 6         | 0.112                | 0.228                   | 0.490      | 3.096                 |
|                  | 7         | 0.104                | 0.221                   | 0.471      | 3.268                 |
|                  | 8         | 0.097                | 0.213                   | 0.454      | 3.427                 |
|                  | 9         | 0.089                | 0.204                   | 0.435      | 3.617                 |
| 802.11ac (VHT80) | 0         | 0.611                | 0.718                   | 0.851      | 0.701                 |
|                  | 1         | 0.328                | 0.444                   | 0.738      | 1.318                 |
|                  | 2         | 0.232                | 0.348                   | 0.667      | 1.761                 |
|                  | 3         | 0.184                | 0.291                   | 0.632      | 1.994                 |
|                  | 4         | 0.136                | 0.261                   | 0.522      | 2.824                 |
|                  | 5         | 0.112                | 0.229                   | 0.491      | 3.092                 |
|                  | 6         | 0.104                | 0.220                   | 0.472      | 3.262                 |
|                  | 7         | 0.100                | 0.217                   | 0.460      | 3.374                 |
|                  | 8         | 0.088                | 0.205                   | 0.428      | 3.684                 |
|                  | 9         | 0.084                | 0.201                   | 0.417      | 3.795                 |

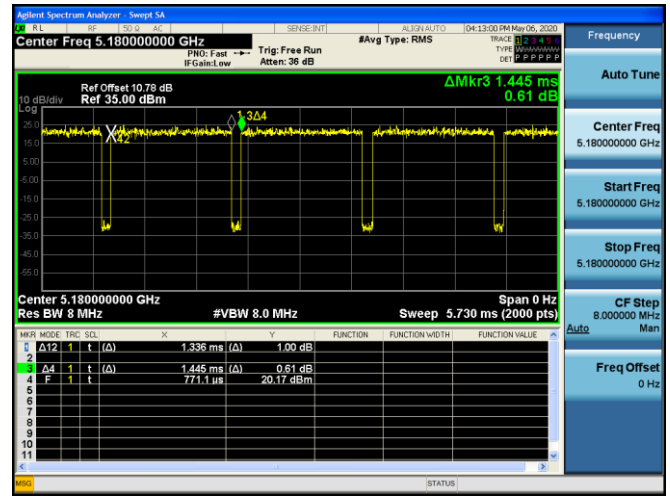
**Note:**

In order to simplify the report, attached plots were only lowest datarate.

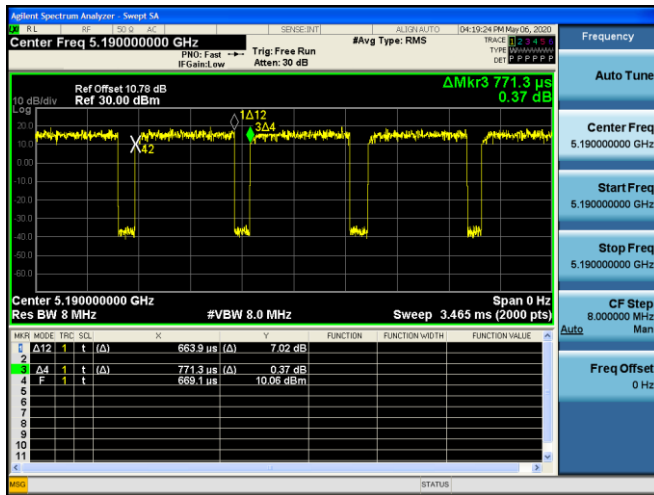
802.11a



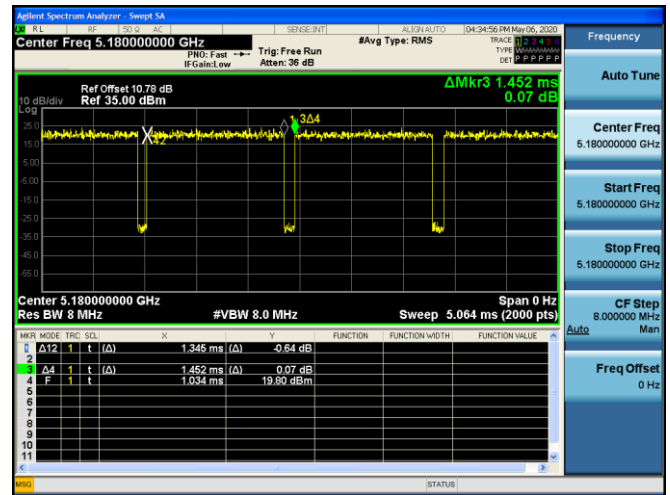
802.11n(HT20)



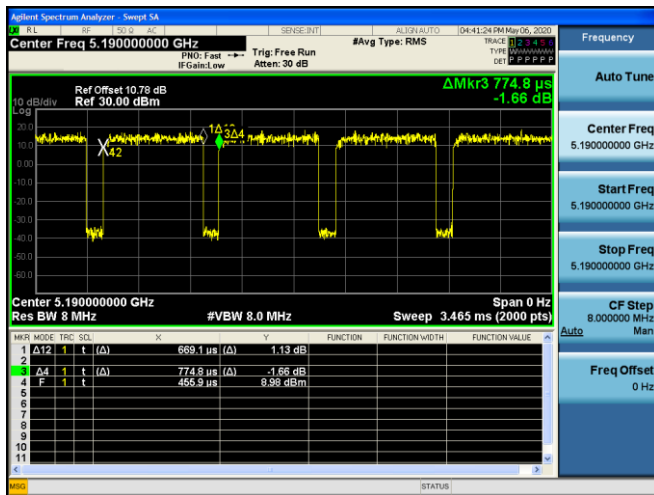
802.11n(HT40)



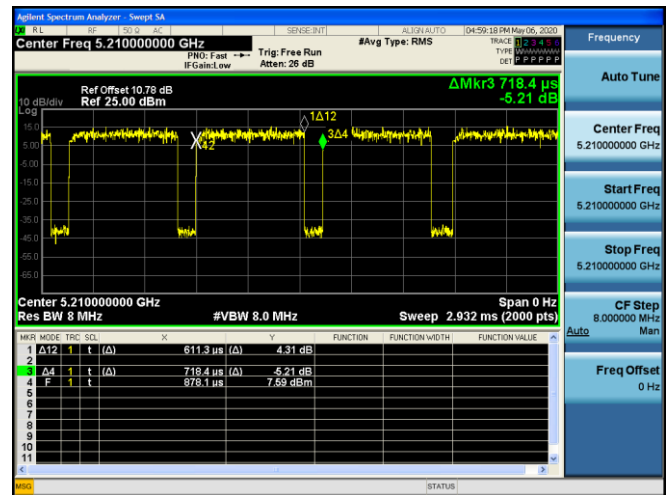
802.11ac(VHT20)



802.11ac(VHT40)



802.11ac(VHT80)



**10.2 26 dB BANDWIDTH**

Straddle channel data in the table below are for reporting purposes only.

Straddle channel data were added in section 10.7.1.

| 802.11a Mode    |             | 26dB Bandwidth [MHz] | 99% bandwidth [MHz] |
|-----------------|-------------|----------------------|---------------------|
| Frequency [MHz] | Channel No. |                      |                     |
| 5180            | 36          | 21.39                | 17.286              |
| 5200            | 40          | 22.07                | 17.083              |
| 5240            | 48          | 21.28                | 17.007              |
| 5260            | 52          | 22.60                | 17.069              |
| 5300            | 60          | 21.27                | 17.223              |
| 5320            | 64          | 21.25                | 17.177              |
| 5500            | 100         | 22.42                | 17.315              |
| 5600            | 120         | 22.47                | 17.141              |
| 5720            | 144         | 21.52                | 17.308              |
| 5745            | 149         | 22.73                | 17.212              |
| 5785            | 157         | 22.99                | 17.030              |
| 5825            | 165         | 21.54                | 17.276              |

| 802.11n(HT20) Mode |             | 26dB Bandwidth [MHz] | 99% bandwidth [MHz] |
|--------------------|-------------|----------------------|---------------------|
| Frequency [MHz]    | Channel No. |                      |                     |
| 5180               | 36          | 24.06                | 18.213              |
| 5200               | 40          | 24.56                | 18.203              |
| 5240               | 48          | 23.00                | 18.288              |
| 5260               | 52          | 24.70                | 18.455              |
| 5300               | 60          | 24.23                | 18.405              |
| 5320               | 64          | 23.69                | 18.429              |
| 5500               | 100         | 24.27                | 18.168              |
| 5600               | 120         | 23.62                | 18.397              |
| 5720               | 144         | 23.44                | 18.427              |
| 5745               | 149         | 23.90                | 18.417              |
| 5785               | 157         | 25.13                | 18.454              |
| 5825               | 165         | 24.84                | 18.365              |

| 802.11n(HT40) Mode |             | 26dB Bandwidth [MHz] | 99% bandwidth [MHz] |
|--------------------|-------------|----------------------|---------------------|
| Frequency [MHz]    | Channel No. |                      |                     |
| 5190               | 38          | 41.06                | 36.180              |
| 5230               | 46          | 42.79                | 37.471              |
| 5270               | 54          | 43.14                | 37.722              |
| 5310               | 62          | 42.17                | 36.403              |
| 5510               | 102         | 40.90                | 36.263              |
| 5590               | 118         | 43.71                | 37.403              |
| 5710               | 142         | 43.04                | 37.583              |
| 5755               | 151         | 43.43                | 37.448              |
| 5795               | 159         | 43.45                | 37.509              |

| 802.11ac(VHT20) Mode |             | 26dB Bandwidth [MHz] | 99% bandwidth [MHz] |
|----------------------|-------------|----------------------|---------------------|
| Frequency [MHz]      | Channel No. |                      |                     |
| 5180                 | 36          | 23.21                | 18.234              |
| 5200                 | 40          | 23.83                | 18.191              |
| 5240                 | 48          | 23.44                | 18.325              |
| 5260                 | 52          | 23.38                | 18.541              |
| 5300                 | 60          | 23.45                | 18.174              |
| 5320                 | 64          | 23.03                | 18.242              |
| 5500                 | 100         | 22.53                | 18.027              |
| 5600                 | 120         | 23.71                | 18.149              |
| 5720                 | 144         | 22.51                | 18.153              |
| 5745                 | 149         | 22.98                | 18.307              |
| 5785                 | 157         | 22.55                | 18.382              |
| 5825                 | 165         | 22.38                | 18.170              |

| 802.11ac(VHT40) Mode |             | 26dB Bandwidth [MHz] | 99% bandwidth [MHz] |
|----------------------|-------------|----------------------|---------------------|
| Frequency [MHz]      | Channel No. |                      |                     |
| 5190                 | 38          | 41.77                | 36.178              |
| 5230                 | 46          | 43.53                | 37.395              |
| 5270                 | 54          | 42.14                | 37.096              |
| 5310                 | 62          | 41.36                | 36.219              |
| 5510                 | 102         | 41.59                | 36.096              |
| 5590                 | 118         | 42.62                | 37.109              |
| 5710                 | 142         | 43.06                | 37.014              |
| 5755                 | 151         | 43.02                | 37.588              |
| 5795                 | 159         | 42.67                | 37.264              |

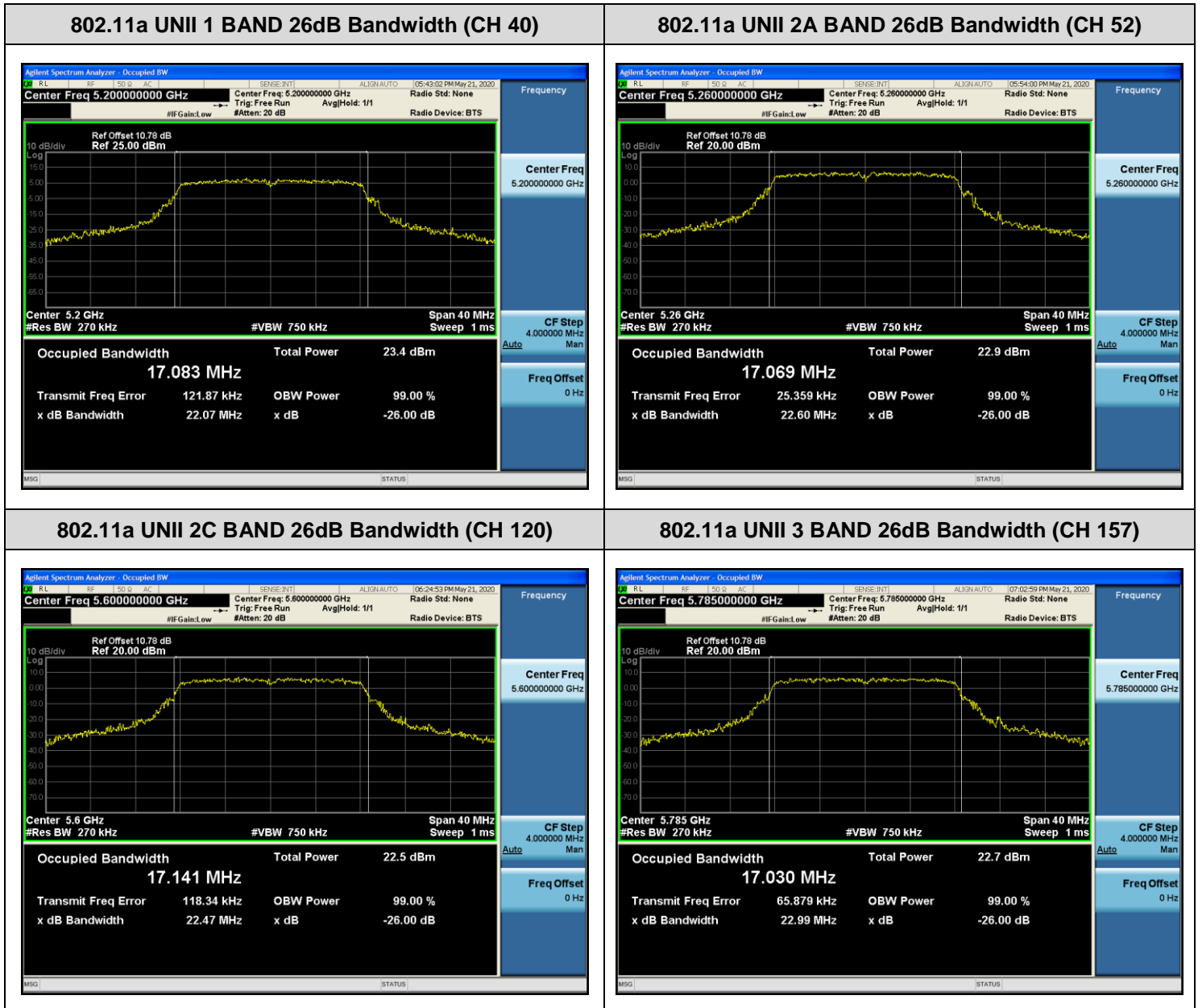
| 802.11ac(VHT80) Mode |             | 26dB Bandwidth [MHz] | 99% bandwidth [MHz] |
|----------------------|-------------|----------------------|---------------------|
| Frequency [MHz]      | Channel No. |                      |                     |
| 5210                 | 42          | 81.92                | 75.884              |
| 5290                 | 58          | 81.94                | 75.869              |
| 5530                 | 106         | 81.48                | 75.955              |
| 5610                 | 122         | 82.91                | 75.893              |
| 5690                 | 138         | 81.65                | 76.213              |
| 5775                 | 155         | 81.78                | 76.028              |



☐ Test Plots(802.11a)

Note:

In order to simplify the report, attached plots were only the most wide channel.

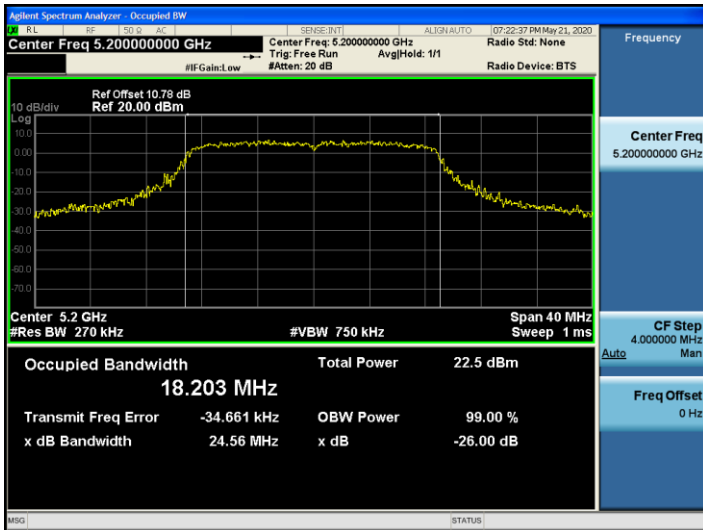


☐ Test Plots(802.11n(HT20))

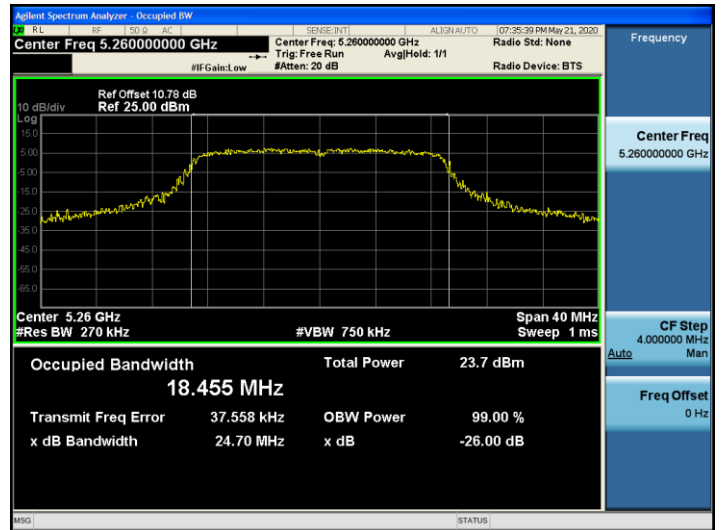
Note:

In order to simplify the report, attached plots were only the most wide channel.

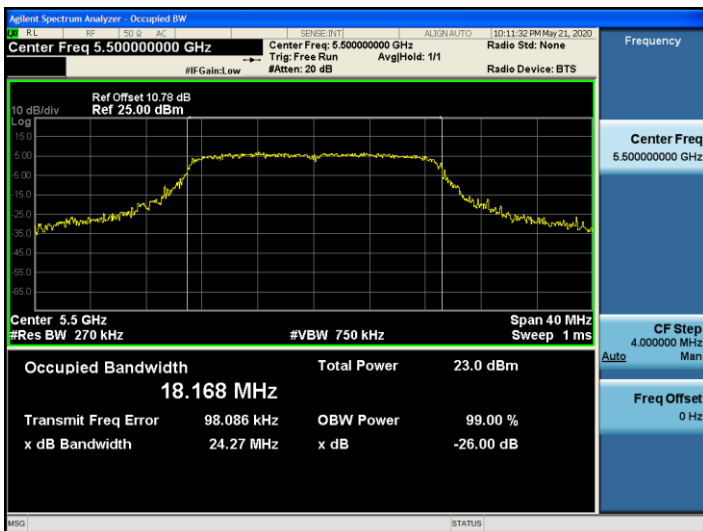
**802.11n\_HT20 UNII 1 BAND 26dB Bandwidth(CH 40)**



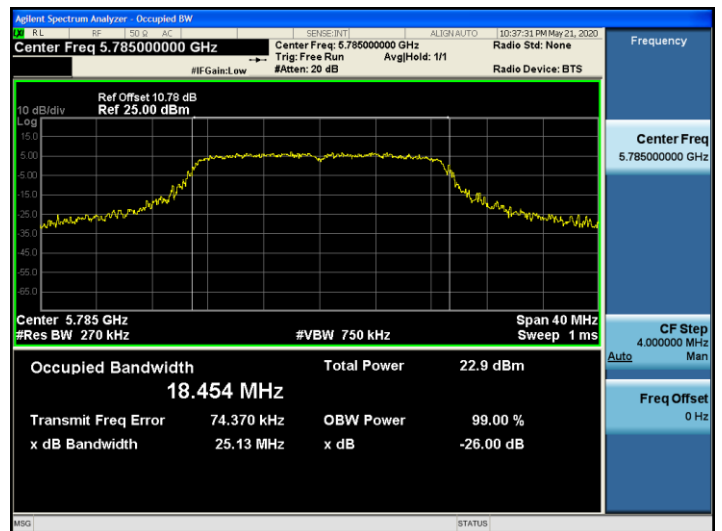
**802.11n\_HT20 UNII 2A BAND 26dB Bandwidth(CH 52)**



**802.11n\_HT20 UNII 2C BAND 26dB Bandwidth(CH 100)**



**802.11n\_HT20 UNII 3 BAND 26dB Bandwidth(CH 157)**

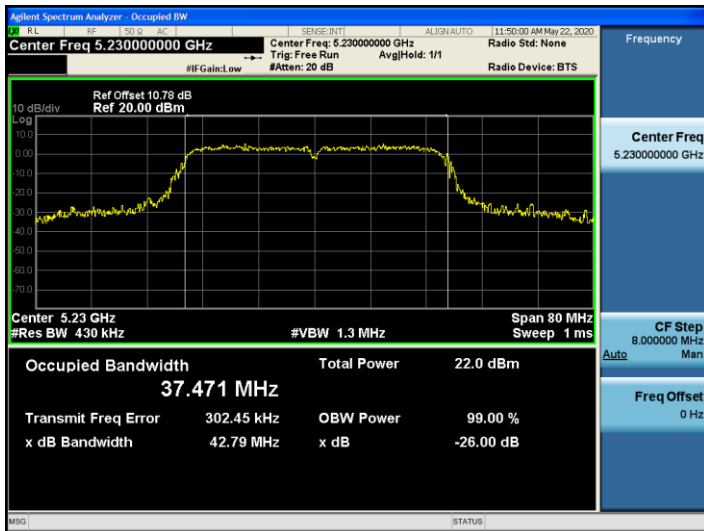


☐ Test Plots(802.11n(HT40))

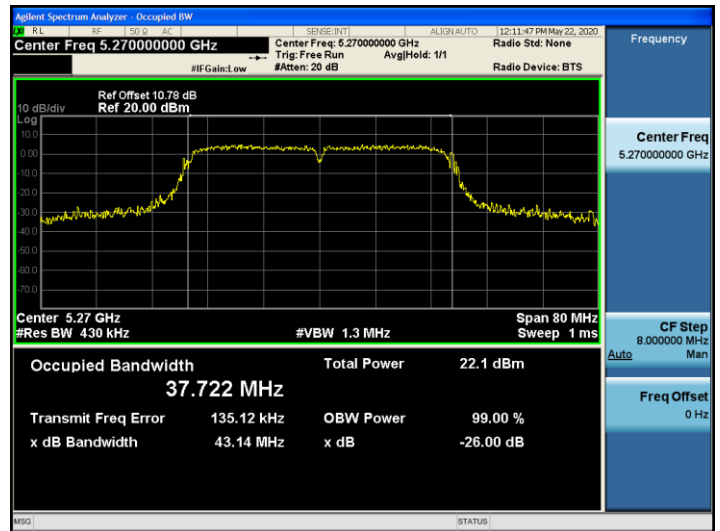
Note:

In order to simplify the report, attached plots were only the most wide channel.

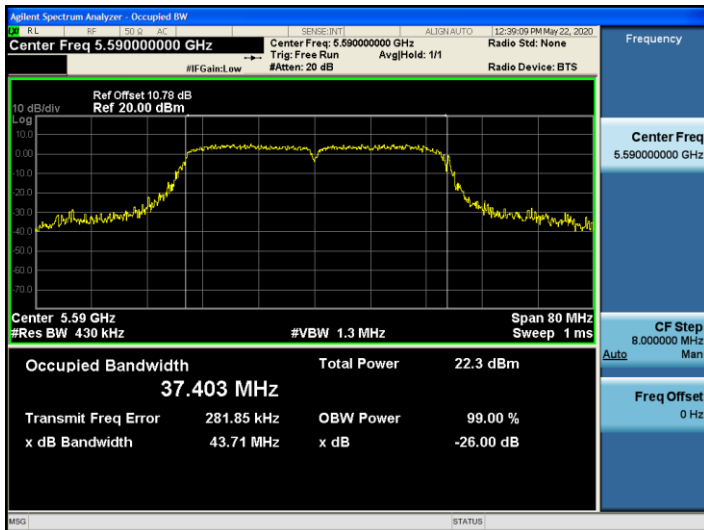
**802.11n\_HT40 UNII 1 BAND 26dB Bandwidth(CH 46)**



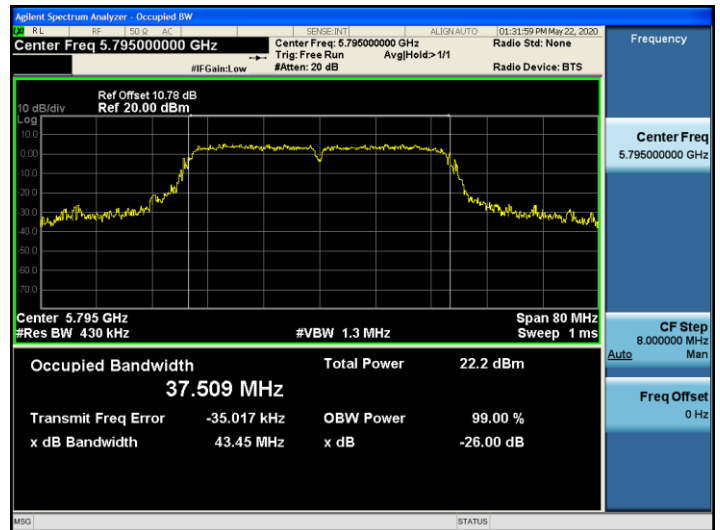
**802.11n\_HT40 UNII 2A BAND 26dB Bandwidth (CH 54)**



**802.11n\_HT40 UNII 2C BAND 26dB Bandwidth(CH 118)**



**802.11n\_HT40 UNII 3 BAND 26dB Bandwidth (CH 159)**

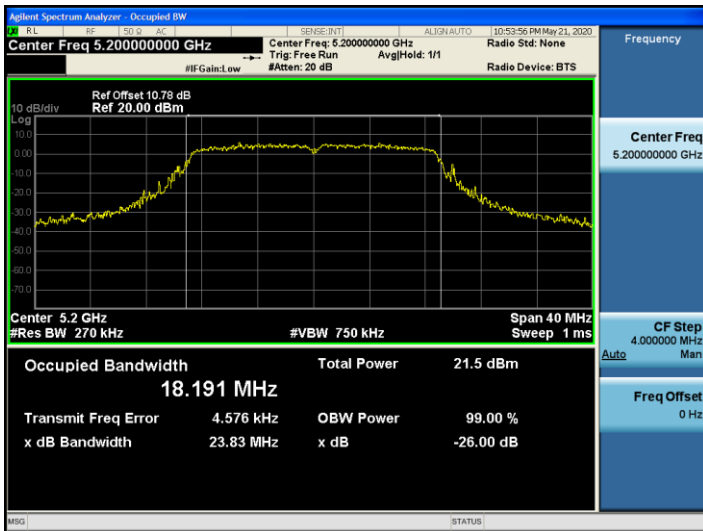


☐ Test Plots(802.11ac(VHT20))

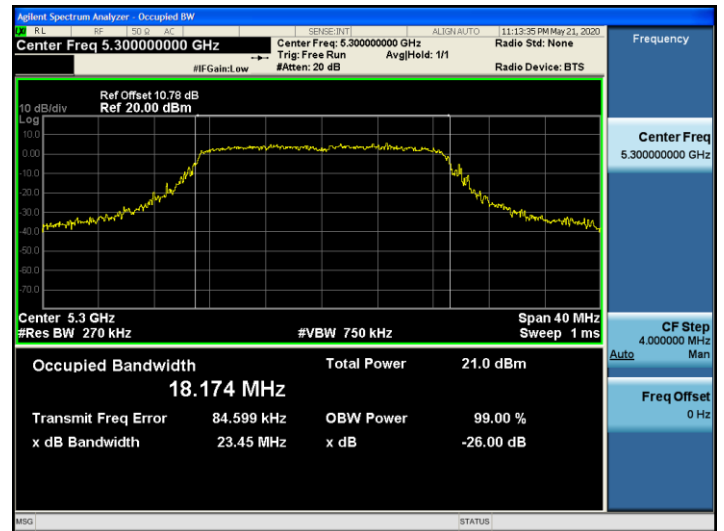
Note:

In order to simplify the report, attached plots were only the most wide channel.

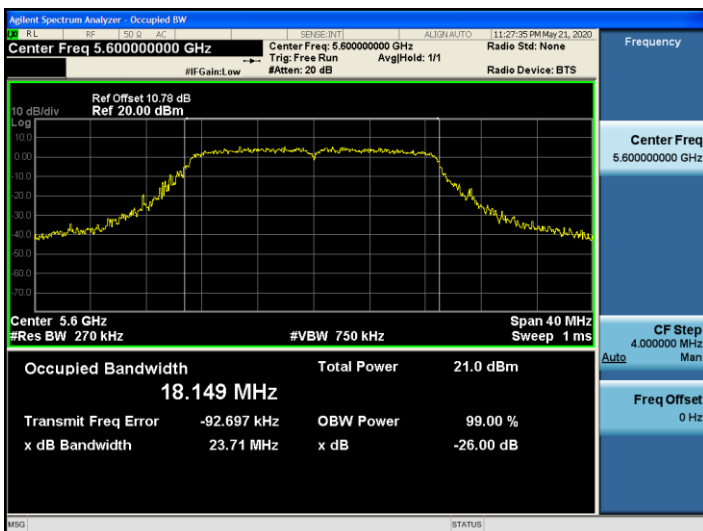
802.11ac\_VHT20 UNII 1 BAND 26dB Bandwidth(CH 40)



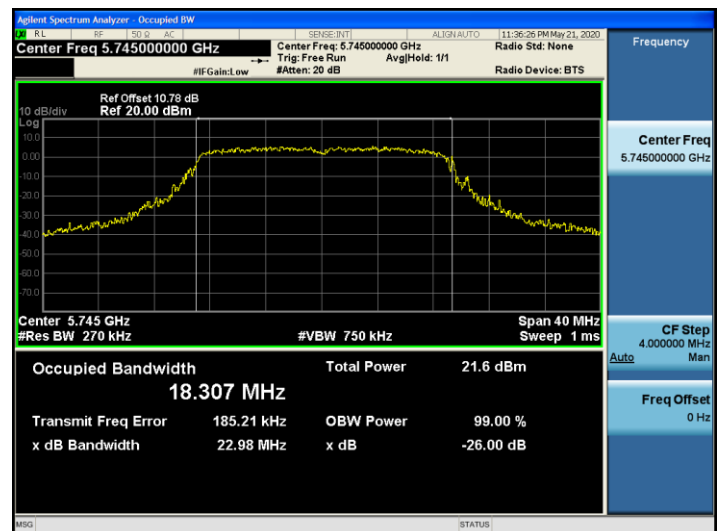
802.11ac\_VHT20 UNII 2A BAND 26dB Bandwidth(CH 60)



802.11ac\_VHT20 UNII 2C BAND 26dB Bandwidth(CH 120)



802.11ac\_VHT20 UNII 3 BAND 26dB Bandwidth(CH 149)

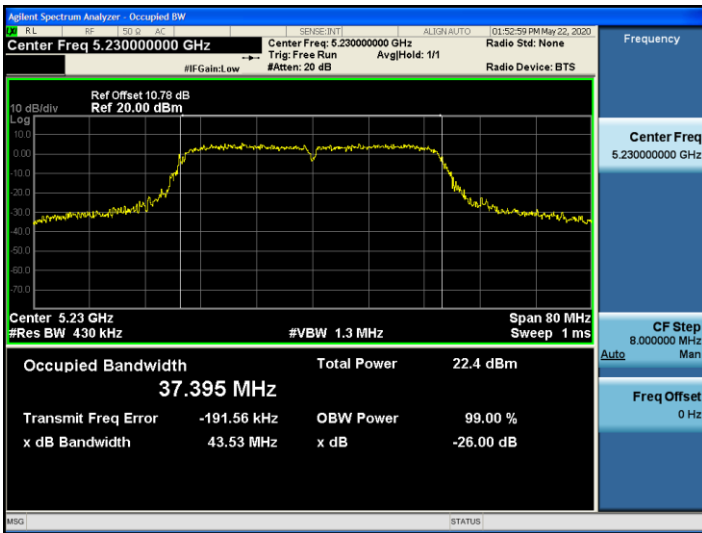


☐ Test Plots(802.11ac(VHT40))

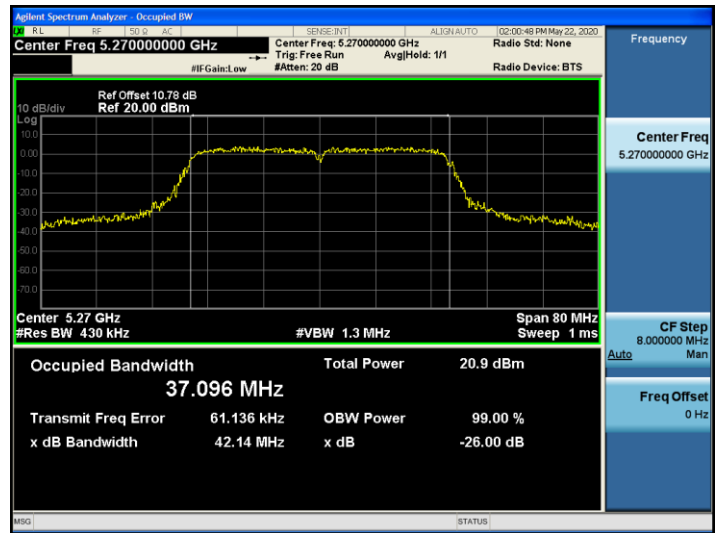
Note:

In order to simplify the report, attached plots were only the most wide channel.

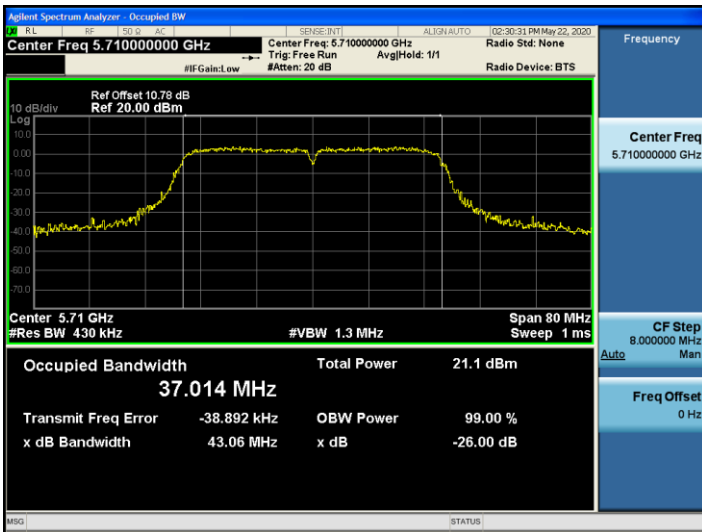
802.11ac\_VHT40 UNII 1 BAND 26dB Bandwidth(CH 46)



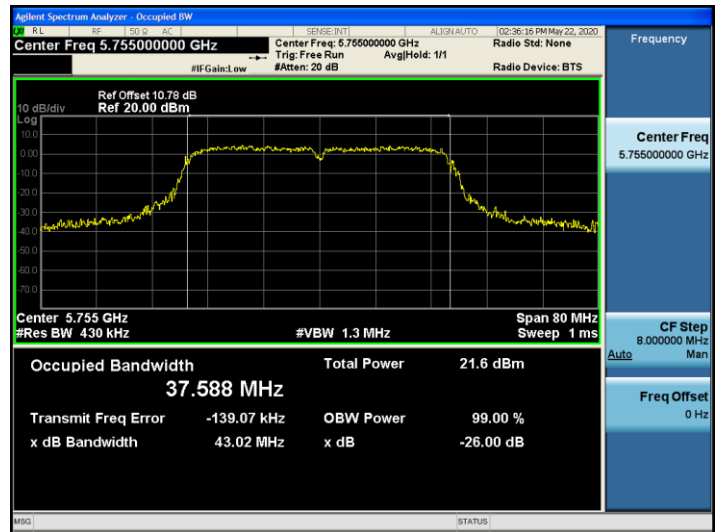
802.11ac\_VHT40 UNII 2A BAND 26dB Bandwidth (CH 54)



802.11ac\_VHT40 UNII 2C BAND 26dB Bandwidth(CH 142)



802.11ac\_VHT40 UNII 3 BAND 26dB Bandwidth (CH 151)

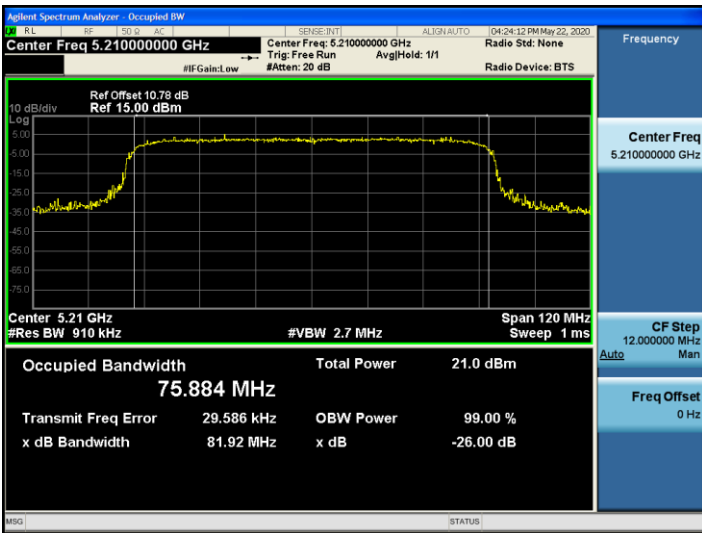


☐ Test Plots(802.11ac(VHT80))

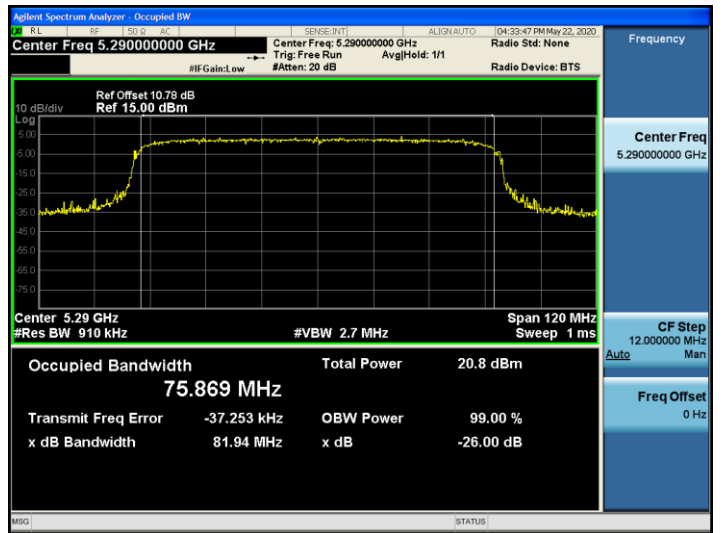
Note:

In order to simplify the report, attached plots were only the most wide channel.

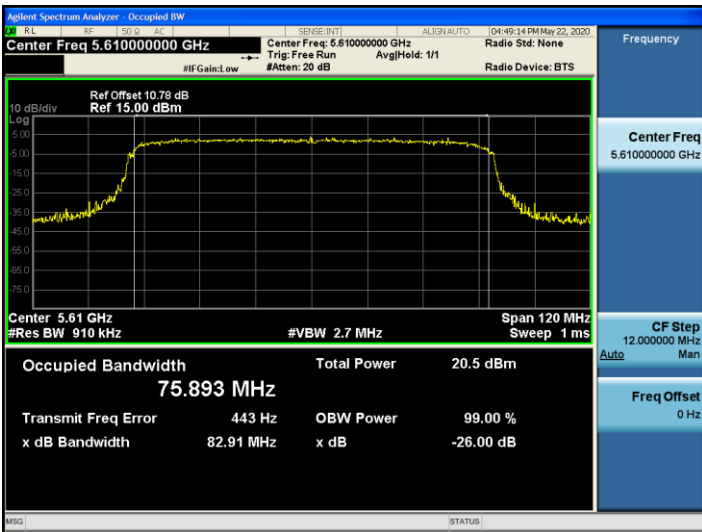
802.11ac\_VHT80 UNII 1 BAND 26dB Bandwidth(CH 42)



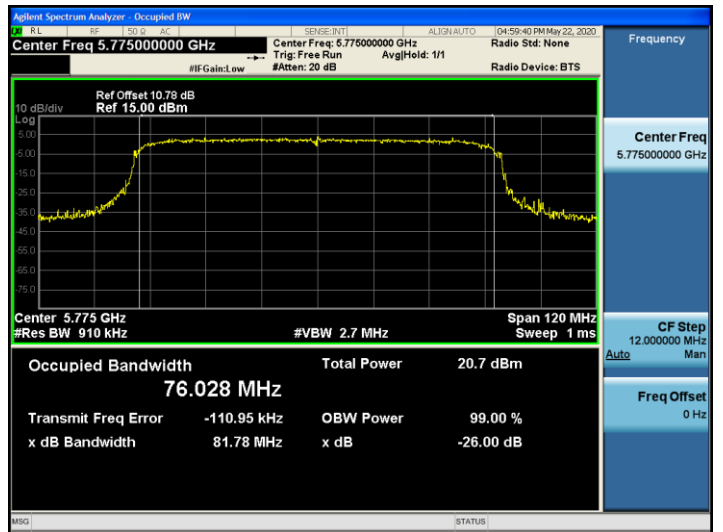
802.11ac\_VHT80 UNII 2A BAND 26dB Bandwidth (CH 58)



802.11ac\_VHT80 UNII 2C BAND 26dB Bandwidth(CH 122)



802.11ac\_VHT80 UNII 3 BAND 26dB Bandwidth (CH 155)



### 10.3 6dB BANDWIDTH

| 802.11a Mode    |             | Measured Bandwidth [MHz] | Limit [MHz] | Pass / Fail |
|-----------------|-------------|--------------------------|-------------|-------------|
| Frequency [MHz] | Channel No. |                          |             |             |
| 5745            | 149         | 16.32                    | > 0.5       | Pass        |
| 5785            | 157         | 16.08                    | > 0.5       | Pass        |
| 5825            | 165         | 16.32                    | > 0.5       | Pass        |

| 802.11n(HT20) Mode |             | Measured Bandwidth [MHz] | Limit [MHz] | Pass / Fail |
|--------------------|-------------|--------------------------|-------------|-------------|
| Frequency [MHz]    | Channel No. |                          |             |             |
| 5745               | 149         | 17.19                    | > 0.5       | Pass        |
| 5785               | 157         | 17.08                    | > 0.5       | Pass        |
| 5825               | 165         | 16.36                    | > 0.5       | Pass        |

| 802.11n(HT40) Mode |             | Measured Bandwidth [MHz] | Limit [MHz] | Pass / Fail |
|--------------------|-------------|--------------------------|-------------|-------------|
| Frequency [MHz]    | Channel No. |                          |             |             |
| 5755               | 151         | 35.57                    | > 0.5       | Pass        |
| 5795               | 159         | 35.64                    | > 0.5       | Pass        |

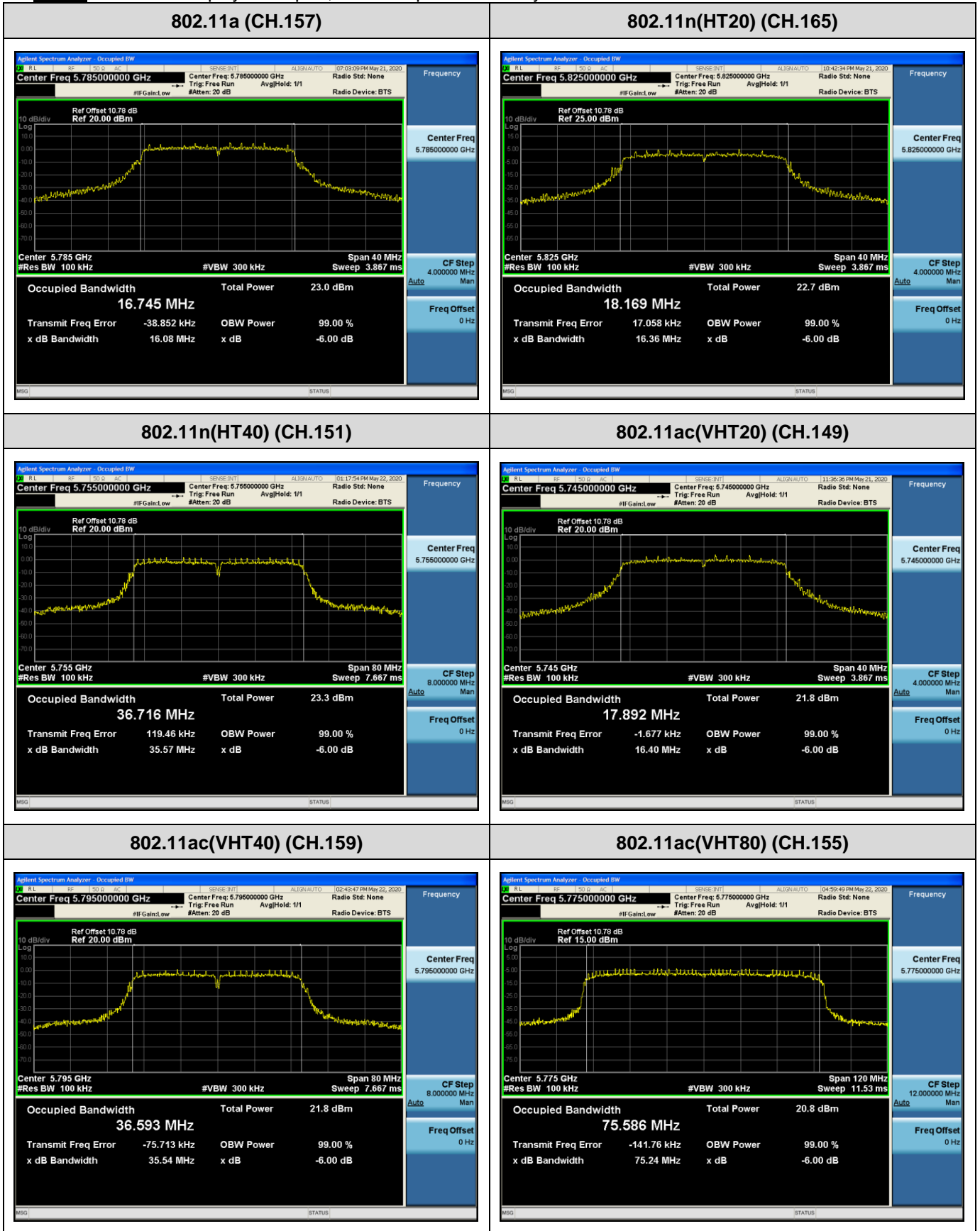
| 802.11ac(VHT20) Mode |             | Measured Bandwidth [MHz] | Limit [MHz] | Pass / Fail |
|----------------------|-------------|--------------------------|-------------|-------------|
| Frequency [MHz]      | Channel No. |                          |             |             |
| 5745                 | 149         | 16.40                    | > 0.5       | Pass        |
| 5785                 | 157         | 16.66                    | > 0.5       | Pass        |
| 5825                 | 165         | 16.57                    | > 0.5       | Pass        |

| 802.11ac(VHT40) Mode |             | Measured Bandwidth [MHz] | Limit [MHz] | Pass / Fail |
|----------------------|-------------|--------------------------|-------------|-------------|
| Frequency [MHz]      | Channel No. |                          |             |             |
| 5755                 | 151         | 35.95                    | > 0.5       | Pass        |
| 5795                 | 159         | 35.54                    | > 0.5       | Pass        |

| 802.11ac(VHT80) Mode |             | Measured Bandwidth [MHz] | Limit [MHz] | Pass / Fail |
|----------------------|-------------|--------------------------|-------------|-------------|
| Frequency [MHz]      | Channel No. |                          |             |             |
| 5775                 | 155         | 75.24                    | > 0.5       | Pass        |

**Test Plots**

**Note:** In order to simplify the report, attached plots were only the most narrow channel.





### 10.4 OUTPUT POWER MEASUREMENT

Straddle channel data in the table below are for reporting purposes only.

Straddle channel data were added in section 10.7.3.

| 802.11a Mode    |             | Power Level Setting | Measured Power [dBm] | Duty Cycle Factor (dB) | Total Power [dBm] | Limit (dBm) |
|-----------------|-------------|---------------------|----------------------|------------------------|-------------------|-------------|
| Frequency [MHz] | Channel No. |                     |                      |                        |                   |             |
| 5180            | 36          | 16.00               | 16.25                | 1.176                  | 17.42             | 23.98       |
| 5200            | 40          | 16.00               | 16.27                | 1.176                  | 17.44             | 23.98       |
| 5240            | 48          | 16.00               | 15.67                | 1.500                  | 17.17             | 23.98       |
| 5260            | 52          | 16.00               | 15.90                | 1.176                  | 17.08             | 23.98       |
| 5300            | 60          | 16.00               | 16.39                | 0.843                  | 17.23             | 23.98       |
| 5320            | 64          | 17.00               | 15.81                | 1.176                  | 16.99             | 23.98       |
| 5500            | 100         | 17.00               | 15.64                | 1.500                  | 17.14             | 23.98       |
| 5600            | 120         | 17.00               | 16.26                | 0.530                  | 16.79             | 23.98       |
| 5720            | 144         | 17.00               | 16.13                | 1.500                  | 17.63             | 23.98       |
| 5745            | 149         | 16.00               | 16.41                | 0.644                  | 17.05             | 30.00       |
| 5785            | 157         | 16.00               | 15.50                | 1.500                  | 17.00             | 30.00       |
| 5825            | 165         | 16.00               | 15.33                | 1.500                  | 16.83             | 30.00       |

| 802.11n(20MHz) Mode |             | Power Level Setting | Measured Power [dBm] | Duty Cycle Factor (dB) | Total Power [dBm] | Limit (dBm) |
|---------------------|-------------|---------------------|----------------------|------------------------|-------------------|-------------|
| Frequency [MHz]     | Channel No. |                     |                      |                        |                   |             |
| 5180                | 36          | 16.00               | 15.74                | 1.594                  | 17.34             | 23.98       |
| 5200                | 40          | 16.00               | 15.23                | 1.594                  | 16.82             | 23.98       |
| 5240                | 48          | 16.00               | 14.84                | 1.594                  | 16.44             | 23.98       |
| 5260                | 52          | 16.00               | 15.05                | 1.594                  | 16.65             | 23.98       |
| 5300                | 60          | 16.00               | 15.28                | 1.594                  | 16.87             | 23.98       |
| 5320                | 64          | 16.00               | 15.07                | 1.594                  | 16.66             | 23.98       |
| 5500                | 100         | 17.00               | 15.62                | 1.594                  | 17.21             | 23.98       |
| 5600                | 120         | 17.00               | 15.32                | 1.594                  | 16.91             | 23.98       |
| 5720                | 144         | 17.00               | 15.45                | 1.594                  | 17.04             | 23.98       |
| 5745                | 149         | 17.00               | 15.29                | 1.594                  | 16.89             | 30.00       |
| 5785                | 157         | 17.00               | 15.28                | 1.594                  | 16.87             | 30.00       |
| 5825                | 165         | 17.00               | 15.14                | 1.594                  | 16.73             | 30.00       |

| 802.11n(40MHz) Mode |             | Power Level Setting | Measured Power [dBm] | Duty Cycle Factor (dB) | Total Power [dBm] | Limit (dBm) |
|---------------------|-------------|---------------------|----------------------|------------------------|-------------------|-------------|
| Frequency [MHz]     | Channel No. |                     |                      |                        |                   |             |
| 5190                | 38          | 16.00               | 14.42                | 1.157                  | 15.58             | 23.98       |
| 5230                | 46          | 15.00               | 14.66                | 1.562                  | 16.22             | 23.98       |
| 5270                | 54          | 15.00               | 14.40                | 2.020                  | 16.42             | 23.98       |
| 5310                | 62          | 16.00               | 13.78                | 2.020                  | 15.80             | 23.98       |
| 5510                | 102         | 16.00               | 14.03                | 2.020                  | 16.05             | 23.98       |
| 5590                | 118         | 15.00               | 14.50                | 1.562                  | 16.06             | 23.98       |
| 5710                | 142         | 15.00               | 14.90                | 2.020                  | 16.92             | 23.98       |
| 5755                | 151         | 15.00               | 14.20                | 2.409                  | 16.61             | 30.00       |
| 5795                | 159         | 15.00               | 14.19                | 2.020                  | 16.21             | 30.00       |

| 802.11ac(20MHz) Mode |             | Power Level Setting | Measured Power [dBm] | Duty Cycle Factor (dB) | Total Power [dBm] | Limit (dBm) |
|----------------------|-------------|---------------------|----------------------|------------------------|-------------------|-------------|
| Frequency [MHz]      | Channel No. |                     |                      |                        |                   |             |
| 5180                 | 36          | 14.00               | 14.54                | 1.190                  | 15.73             | 23.98       |
| 5200                 | 40          | 14.00               | 14.43                | 1.190                  | 15.62             | 23.98       |
| 5240                 | 48          | 14.00               | 13.76                | 1.190                  | 14.95             | 23.98       |
| 5260                 | 52          | 14.00               | 13.79                | 1.190                  | 14.98             | 23.98       |
| 5300                 | 60          | 14.00               | 13.97                | 1.190                  | 15.16             | 23.98       |
| 5320                 | 64          | 14.00               | 13.89                | 1.190                  | 15.08             | 23.98       |
| 5500                 | 100         | 14.00               | 14.46                | 0.719                  | 15.18             | 23.98       |
| 5600                 | 120         | 14.00               | 13.81                | 1.190                  | 15.00             | 23.98       |
| 5720                 | 144         | 14.00               | 14.20                | 1.497                  | 15.70             | 23.98       |
| 5745                 | 149         | 14.00               | 14.52                | 1.190                  | 15.71             | 30.00       |
| 5785                 | 157         | 14.00               | 14.68                | 0.814                  | 15.50             | 30.00       |
| 5825                 | 165         | 14.00               | 14.04                | 1.190                  | 15.23             | 30.00       |

| 802.11ac(40MHz) Mode |             | Power Level Setting | Measured Power [dBm] | Duty Cycle Factor (dB) | Total Power [dBm] | Limit (dBm) |
|----------------------|-------------|---------------------|----------------------|------------------------|-------------------|-------------|
| Frequency [MHz]      | Channel No. |                     |                      |                        |                   |             |
| 5190                 | 38          | 15.00               | 13.18                | 2.369                  | 15.55             | 23.98       |
| 5230                 | 46          | 14.00               | 12.49                | 2.369                  | 14.86             | 23.98       |
| 5270                 | 54          | 14.00               | 13.32                | 1.648                  | 14.97             | 23.98       |
| 5310                 | 62          | 15.00               | 13.21                | 2.369                  | 15.58             | 23.98       |
| 5510                 | 102         | 14.00               | 12.53                | 2.369                  | 14.90             | 23.98       |
| 5590                 | 118         | 14.00               | 12.76                | 2.369                  | 15.13             | 23.98       |
| 5710                 | 142         | 14.00               | 14.00                | 1.648                  | 15.65             | 23.98       |
| 5755                 | 151         | 14.00               | 13.30                | 2.369                  | 15.67             | 30.00       |
| 5795                 | 159         | 14.00               | 13.07                | 2.369                  | 15.44             | 30.00       |

| 802.11ac(80MHz) Mode |             | Power Level Setting | Measured Power [dBm] | Duty Cycle Factor (dB) | Total Power [dBm] | Limit (dBm) |
|----------------------|-------------|---------------------|----------------------|------------------------|-------------------|-------------|
| Frequency [MHz]      | Channel No. |                     |                      |                        |                   |             |
| 5210                 | 42          | 13.00               | 11.14                | 2.824                  | 13.97             | 23.98       |
| 5290                 | 58          | 13.00               | 10.99                | 2.824                  | 13.82             | 23.98       |
| 5530                 | 106         | 13.00               | 10.89                | 2.824                  | 13.71             | 23.98       |
| 5610                 | 122         | 13.00               | 10.79                | 2.824                  | 13.61             | 23.98       |
| 5690                 | 138         | 13.00               | 10.80                | 2.824                  | 13.62             | 23.98       |
| 5775                 | 155         | 13.00               | 11.15                | 2.824                  | 13.98             | 30.00       |

**10.5 POWER SPECTRAL DENSITY**

| 802.11a Mode    |             | Measured PSD [dBm] | Duty Cycle Factor (dB) | Total PSD [dBm] | Limit         |
|-----------------|-------------|--------------------|------------------------|-----------------|---------------|
| Frequency [MHz] | Channel No. |                    |                        |                 |               |
| 5180            | 36          | 5.445              | 1.176                  | 6.621           | 11 dBm/MHz    |
| 5200            | 40          | 5.681              | 1.176                  | 6.857           |               |
| 5240            | 48          | 5.202              | 1.500                  | 6.702           |               |
| 5260            | 52          | 5.030              | 1.176                  | 6.206           |               |
| 5300            | 60          | 5.569              | 0.843                  | 6.412           |               |
| 5320            | 64          | 4.982              | 1.176                  | 6.158           |               |
| 5500            | 100         | 4.840              | 1.500                  | 6.340           |               |
| 5600            | 120         | 4.966              | 0.530                  | 5.496           |               |
| 5720            | 144         | 5.434              | 1.500                  | 6.934           |               |
| 5745            | 149         | 2.591              | 0.644                  | 3.235           | 30 dBm/500kHz |
| 5785            | 157         | 1.797              | 1.500                  | 3.297           |               |
| 5825            | 165         | 1.749              | 1.500                  | 3.249           |               |

| 802.11n(20MHz) Mode |             | Measured PSD [dBm] | Duty Cycle Factor (dB) | Total PSD [dBm] | Limit              |
|---------------------|-------------|--------------------|------------------------|-----------------|--------------------|
| Frequency [MHz]     | Channel No. |                    |                        |                 |                    |
| 5180                | 36          | 4.276              | 1.594                  | 5.870           | 11 dBm/MHz         |
| 5200                | 40          | 4.293              | 1.594                  | 5.887           |                    |
| 5240                | 48          | 3.944              | 1.594                  | 5.538           |                    |
| 5260                | 52          | 4.181              | 1.594                  | 5.775           |                    |
| 5300                | 60          | 4.554              | 1.594                  | 6.148           |                    |
| 5320                | 64          | 4.282              | 1.594                  | 5.876           |                    |
| 5500                | 100         | 4.878              | 1.594                  | 6.472           |                    |
| 5600                | 120         | 3.922              | 1.594                  | 5.516           |                    |
| 5720                | 144         | 4.490              | 1.594                  | 6.084           |                    |
| 5745                | 149         | 1.834              | 1.594                  | 3.428           | 30 dBm/500kHz<br>z |
| 5785                | 157         | 1.760              | 1.594                  | 3.354           |                    |
| 5825                | 165         | 1.430              | 1.594                  | 3.024           |                    |

| 802.11n(40MHz) Mode |             | Measured PSD [dBm] | Duty Cycle Factor (dB) | Total PSD [dBm] | Limit          |
|---------------------|-------------|--------------------|------------------------|-----------------|----------------|
| Frequency [MHz]     | Channel No. |                    |                        |                 |                |
| 5190                | 38          | 0.422              | 1.157                  | 1.579           | 11 dBm/MHz     |
| 5230                | 46          | 0.615              | 1.562                  | 2.177           |                |
| 5270                | 54          | 0.191              | 2.020                  | 2.211           |                |
| 5310                | 62          | 0.106              | 2.020                  | 2.126           |                |
| 5510                | 102         | 1.031              | 2.020                  | 3.051           |                |
| 5590                | 118         | 0.505              | 1.562                  | 2.067           |                |
| 5710                | 142         | 0.697              | 2.020                  | 2.717           |                |
| 5755                | 151         | -2.118             | 2.409                  | 0.291           | 30 dBm /500kHz |
| 5795                | 159         | -2.618             | 2.020                  | -0.598          |                |

| 802.11ac(20MHz) Mode |             | Measured PSD [dBm] | Duty Cycle Factor (dB) | Total PSD [dBm] | Limit         |
|----------------------|-------------|--------------------|------------------------|-----------------|---------------|
| Frequency [MHz]      | Channel No. |                    |                        |                 |               |
| 5180                 | 36          | 3.609              | 1.190                  | 4.799           | 11 dBm/MHz    |
| 5200                 | 40          | 3.518              | 1.190                  | 4.708           |               |
| 5240                 | 48          | 2.758              | 1.190                  | 3.948           |               |
| 5260                 | 52          | 2.659              | 1.190                  | 3.849           |               |
| 5300                 | 60          | 2.890              | 1.190                  | 4.080           |               |
| 5320                 | 64          | 2.822              | 1.190                  | 4.012           |               |
| 5500                 | 100         | 3.301              | 0.719                  | 4.020           |               |
| 5600                 | 120         | 3.052              | 1.190                  | 4.242           |               |
| 5720                 | 144         | 3.301              | 1.497                  | 4.798           |               |
| 5745                 | 149         | 0.650              | 1.190                  | 1.840           |               |
| 5785                 | 157         | 0.791              | 0.814                  | 1.605           | 30 dBm/500kHz |
| 5825                 | 165         | 0.176              | 1.190                  | 1.366           |               |

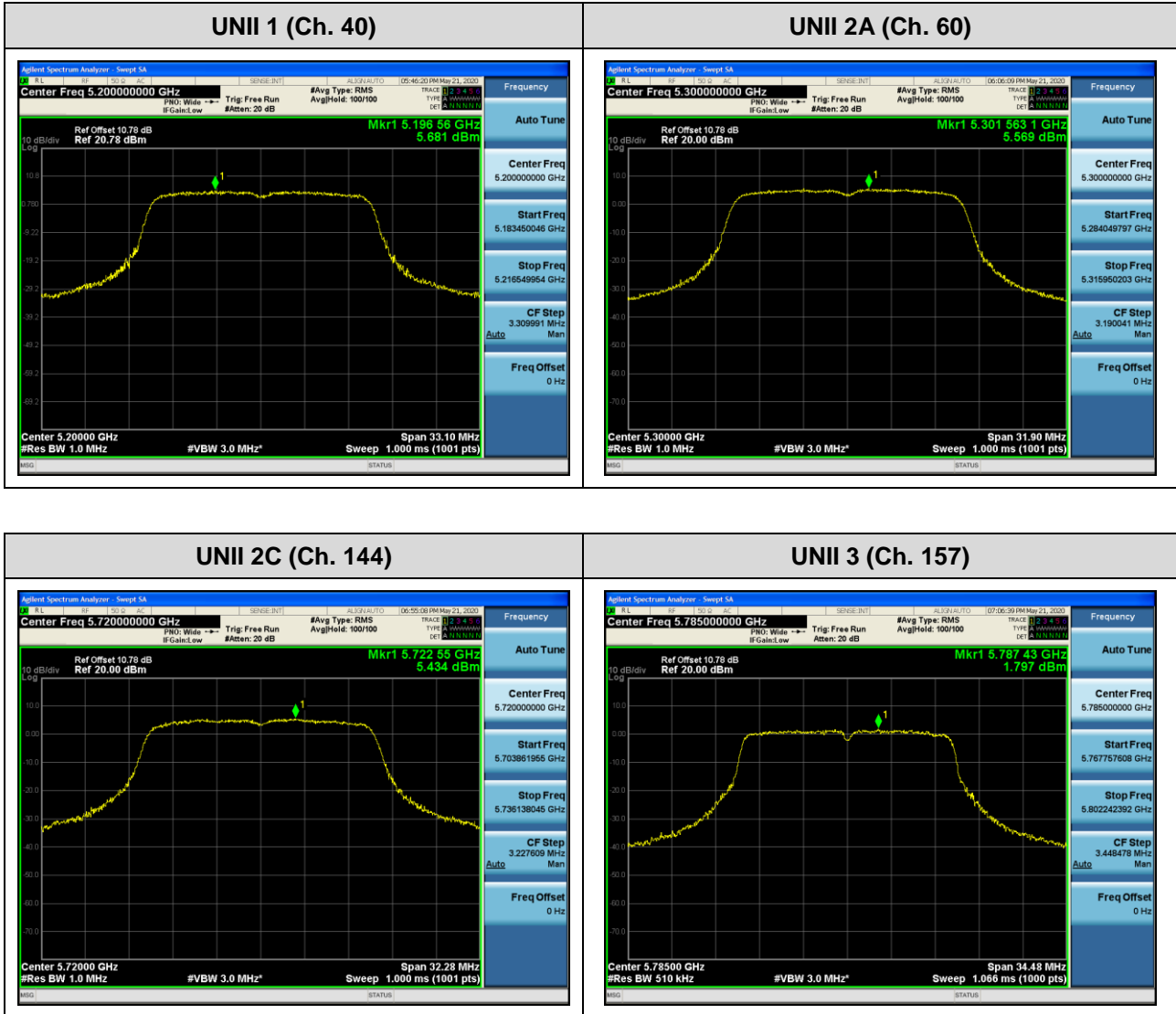
| 802.11ac(40MHz) Mode |             | Measured PSD [dBm] | Duty Cycle Factor (dB) | Total PSD [dBm] | Limit         |
|----------------------|-------------|--------------------|------------------------|-----------------|---------------|
| Frequency [MHz]      | Channel No. |                    |                        |                 |               |
| 5190                 | 38          | -0.001             | 2.369                  | 2.368           | 11 dBm/MHz    |
| 5230                 | 46          | -1.329             | 2.369                  | 1.040           |               |
| 5270                 | 54          | -0.874             | 1.648                  | 0.774           |               |
| 5310                 | 62          | -0.617             | 2.369                  | 1.752           |               |
| 5510                 | 102         | -0.478             | 2.369                  | 1.891           |               |
| 5590                 | 118         | -1.401             | 2.369                  | 0.968           |               |
| 5710                 | 142         | -0.434             | 1.648                  | 1.214           |               |
| 5755                 | 151         | -2.825             | 2.369                  | -0.456          | 30 dBm/500kHz |
| 5795                 | 159         | -3.462             | 2.369                  | -1.093          |               |

| 802.11ac(80MHz) Mode |             | Measured PSD [dBm] | Duty Cycle Factor (dB) | Total PSD [dBm] | Limit         |
|----------------------|-------------|--------------------|------------------------|-----------------|---------------|
| Frequency [MHz]      | Channel No. |                    |                        |                 |               |
| 5210                 | 42          | -5.639             | 2.824                  | -2.815          | 11 dBm/MHz    |
| 5290                 | 58          | -5.813             | 2.824                  | -2.989          |               |
| 5530                 | 106         | -5.994             | 2.824                  | -3.170          |               |
| 5610                 | 122         | -5.888             | 2.824                  | -3.064          |               |
| 5690                 | 138         | -6.177             | 2.824                  | -3.353          |               |
| 5775                 | 155         | -8.378             | 2.824                  | -5.554          | 30 dBm/500kHz |

Test Plots(802.11a)

Note:

In order to simplify the report, attached plots were only channel of highest power.



Test Plots(802.11n(HT20))

Note:

In order to simplify the report, attached plots were only channel of highest power.

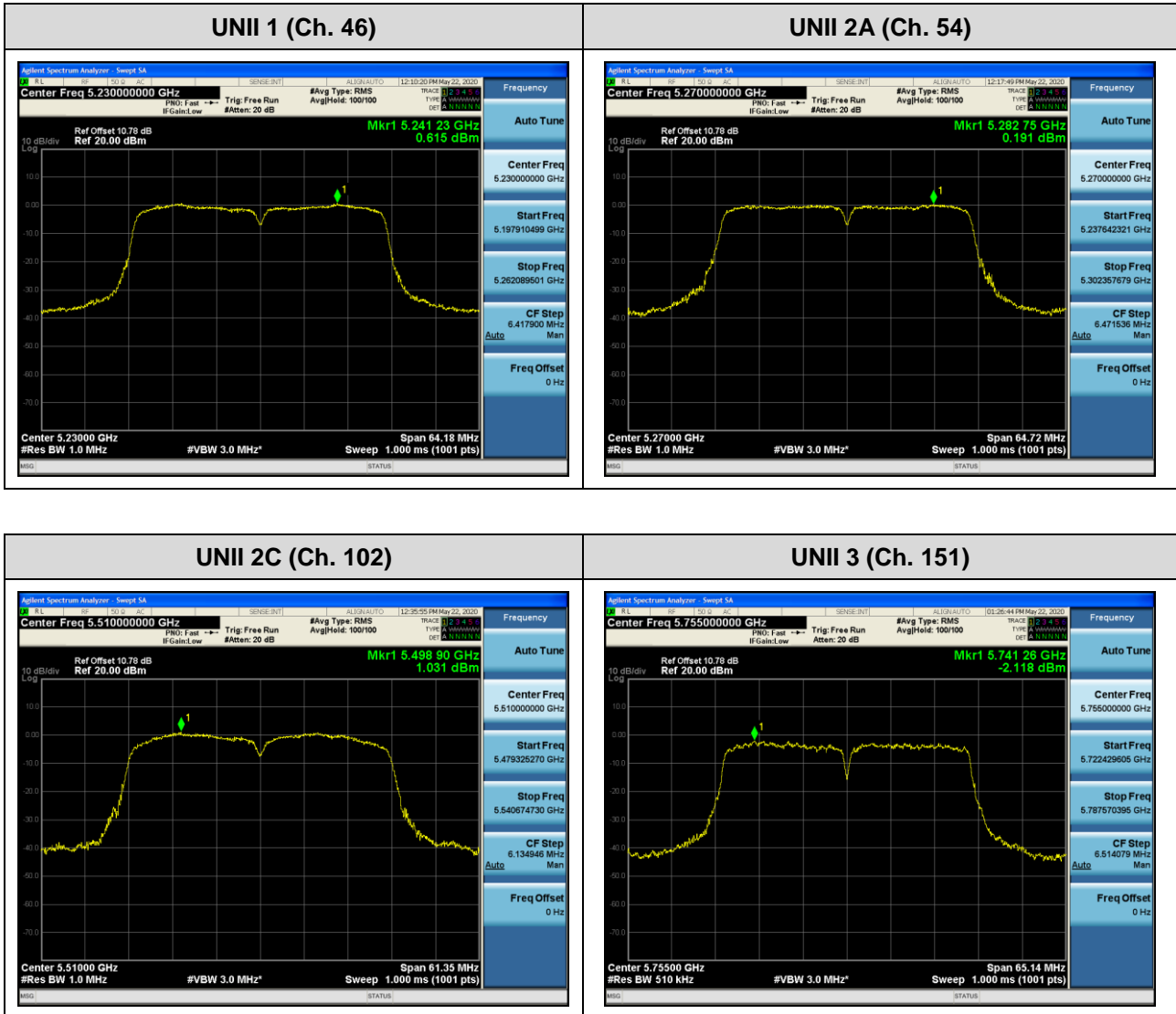




☐ Test Plots(802.11n(HT40))

Note:

In order to simplify the report, attached plots were only channel of highest power.



☐ Test Plots(802.11ac(VHT20))

Note:

In order to simplify the report, attached plots were only channel of highest power.

