



**- APPENDIX A. Test Setup Photographs -**

<<Conducted Disturbance –Front>>

- Mode 1



- Mode 2



- Mode 3



<<Conducted Disturbance – Rear >>

- Mode 1



- Mode 2




- Mode 3




<<Radiated Disturbance for Below 1 GHz –Front>>

- Mode 1




- Mode 2




-Mode 3






-Mode 4




<<Radiated Disturbance for Below 1 GHz –Rear>>

- Mode 1




- Mode 2



-Mode 3




-Mode 4






<<Radiated Disturbance for Above 1 GHz –Front>>


- Mode 1




- Mode 2



-Mode 3




-Mode 4




<<Radiated Disturbance for Above 1 GHz –Rear>>

- Mode 1




- Mode 2






-Mode 3



-Mode 4



--- End of page ---