

- APPENDIX A. Test Setup Photographs -

<<Conducted Disturbance –Front>>

- Mode 1, 2, 3



- Mode 4



<<Conducted Disturbance – Rear >>

- Mode 1, 2, 3




- Mode 4




<<Radiated Disturbance for Below 1 GHz –Front>>


- Mode 1



- Mode 2



-Mode 3




-Mode 4




<<Radiated Disturbance for Below 1 GHz –Rear>>


- Mode 1



- Mode 2



-Mode 3



-Mode 4

