



HCT Co., Ltd.
74, Seoicheon-ro 578beon-gil, Majang-myeon, Icheon-si, Gyeonggi-do, 17383
KOREA Tel. +82 31 634 6300 Fax. +82 31 645 6401

FCC ID: A3LSMA516B

Appendix A.

- DUT Antenna Information and SAR Test SETUP PHOTOGRAPHS

REVISION HISTORY

The revision history for this document is shown in table.

Revision No.	Date of Issue	Description
0	April 20, 2020	Initial Release
1	May 6, 2020	Revised page 3

- DUT Antenna Information

* Placement of each antenna

SM-A516B/DS Ant layout -rear view

Sub Ant1(LB DRX)
 2G : 850,900
 3G : WB 5,8
 4G : B5,8,12,20,28
 5G : N41(PRX MIMO)

Sub Ant4
 5G : N78(DRX)

Main Ant 1
 2G : Quad
 3G : WB 1,2,5,8
 4G : B1,3,4,5,8,12,20,28

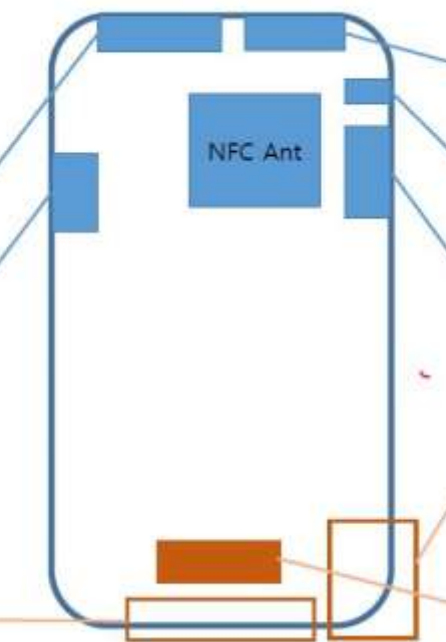
Sub Ant2(MB, HB DRX)
 2G : DCS, PCS
 3G : WB 1,2
 4G : B1,3,4,7,38,40,41,
 5G : N41(DRX)
 GNSS

BT/Wifi/Ant+ Ant

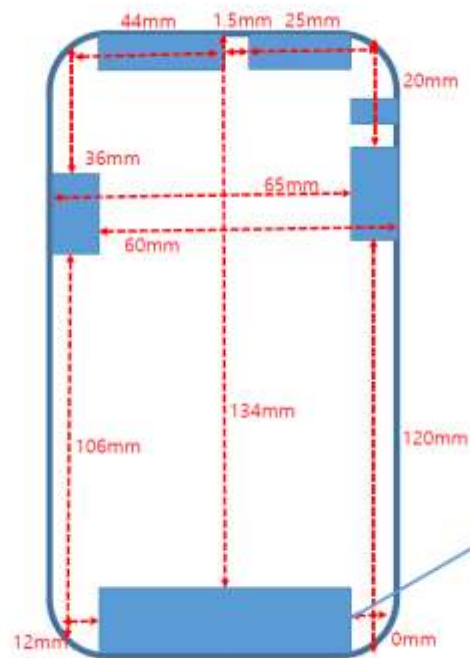
Sub Ant 3
 5G N78(TRX)

Main Ant 2
 4G : B7,38,40,41
 5G : N41(TRX), N78(PRX MIMO)

Main Ant 3
 5G : N41(DRX MIMO),
 N78(DRX MIMO)

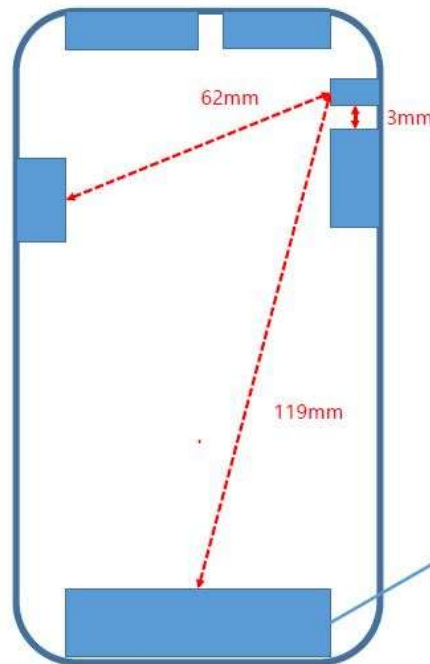


* Distance between Main antenna



Main Ant 1, 2, 3
 2G : Quad
 3G : WB 1,2,5,8
 4G : B1,3,4,5,7,8,12,20,28,38,40,41
 5G : N78(PRX MIMO, DRX MIMO),
 N41(TRX, DRX MIMO)

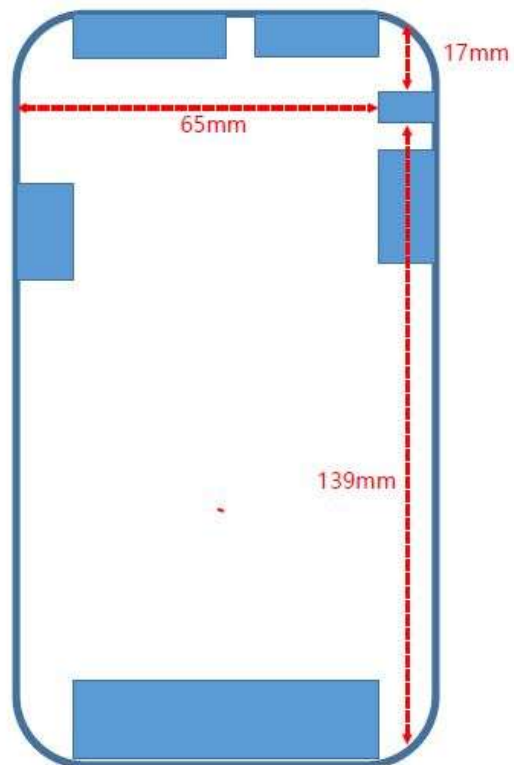
* Distance between BT/WLAN/ANT+ antenna and Main antenna



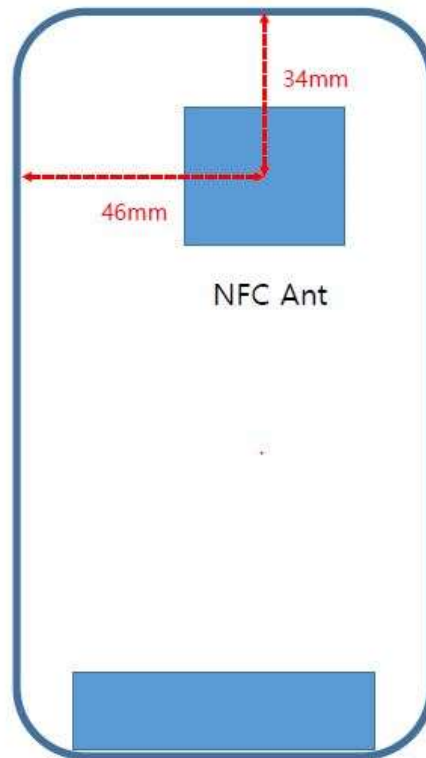
Main Ant 1, 2, 3

- 2G : Quad
- 3G : WB 1,2,5,8
- 4G : B1,3,4,5,7,8,12,20,28,38,40,41
- 5G : N78(PRX MIMO, DRX MIMO), N41(TRX, DRX MIMO)

* Distance between BT/WLAN/ANT+ antenna and edge

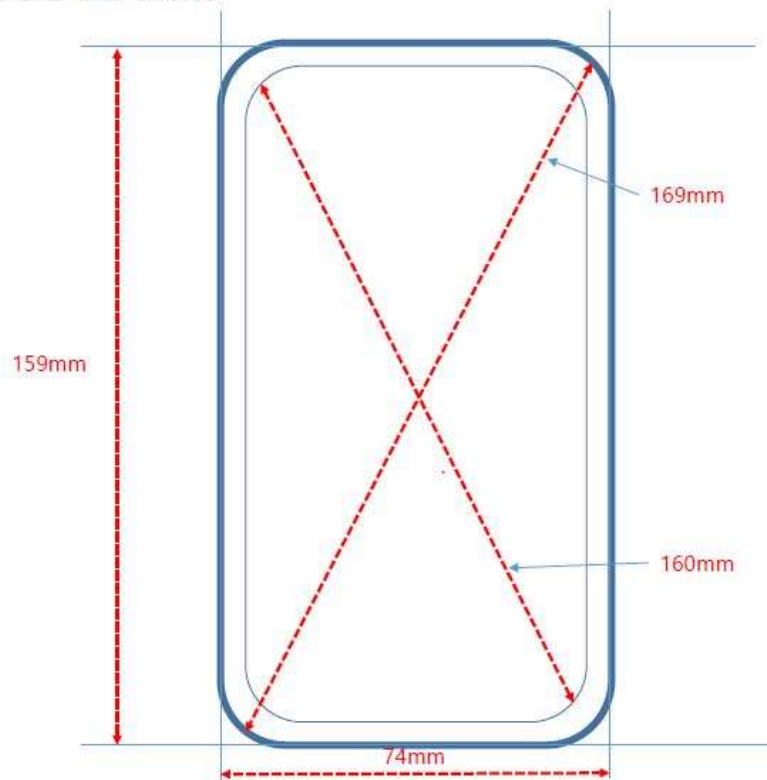


* Distance between NFC antenna and edge



* Distance dimension of LCD and device

-front view



- SAR Test SETUP PHOTOGRAPHS

1. Head
1.1 Left All




1.2 Left Touch / Left Tilt



1.3 Right All



1.4 Right Touch / Right Tilt




2. Body


2.1 Body All



2.2 Body Rear



Distance of 10 mm from the EUT




Distance of 15 mm from the EUT

2.3 Body Front



Distance of 10 mm from the EUT



Distance of 15 mm from the EUT

2.4 Body Left



Distance of 10 mm from the EUT

2.5 Body Right




Distance of 10 mm from the EUT

2.6 Body Bottom



Distance of 10 mm from the EUT


2.7 Body Top



Distance of 10 mm from the EUT


3. Phablet

3.1 Phablet SAR Test Setup Rear



Distance of 0 mm from the EUT

3.2 Phablet SAR Test Setup Front



Distance of 0 mm from the EUT

3.3 Phablet SAR Test Setup Left



Distance of 0 mm from the EUT

3.4 Phablet SAR Test Setup Right




Distance of 0 mm from the EUT

3.5 Phablet SAR Test Setup Top




Distance of 0 mm from the EUT

3.6 Phablet SAR Test Setup Bottom



Distance of 0 mm from the EUT

3.7 Phablet SAR Test Setup Rear




Distance of 8 mm from the EUT

3.8 Phablet SAR Test Setup Front



Distance of 6 mm from the EUT

3.9 Phablet SAR Test Setup Bottom



Distance of 12 mm from the EUT