


10. SETUP PHOTOS

ANTENNA PORT CONDUCTED RF MEASUREMENT SETUP




FRONT PHOTO

FREQUENCY TOLERANCE OVER EXTREME CONDITIONS



FRONT PHOTO


RADIATED RF MEASUREMENT SETUP FOR PORTABLE CONFIGURATION



X-AXIS FRONT PHOTO




X-AXIS BACK PHOTO




Y-AXIS FRONT PHOTO



Y-AXIS BACK PHOTO




Z-AXIS FRONT PHOTO



Z-AXIS BACK PHOTO



BELOW 1GHz FRONT PHOTO



BELOW 1GHz BACK PHOTO

END OF REPORT