



7. SETUP PHOTOS

RADIATED AND POWERLINE CONDUCTED EMISSIONS MEASUREMENT SETUP (Test case 1 to 4 and 6)	



LINE CONDUCTED FRONT PHOTO




LINE CONDUCTED BACK VIEW PHOTO


**RADIATED AND POWERLINE CONDUCTED EMISSIONS MEASUREMENT SETUP
(Test case 5)**




RADIATED FRONT PHOTO (BELOW 1 GHz)




RADIATED BACK PHOTO (BELOW 1 GHz)




RADIATED FRONT PHOTO (ABOVE 1 GHz)



RADIATED BACK PHOTO (ABOVE 1 GHz)




RADIATED FRONT PHOTO (ABOVE 18 GHz)




RADIATED BACK PHOTO (ABOVE 18 GHz)

RADIATED AND POWERLINE CONDUCTED EMISSIONS MEASUREMENT SETUP(Test case 5)



LINE CONDUCTED FRONT PHOTO



LINE CONDUCTED BACK VIEW PHOTO

END OF REPORT